



Repair Manual All 2000 ➤

Maintenance Intervals

Edition 07.2014





List of Workshop Manual Repair Groups

Repair Group

03 - Maintenance, Diagnosis



Technical information should always be available to the foremen and mechanics, because their careful and constant adherence to the instructions is essential to ensure vehicle road-worthiness and safety. In addition, the normal basic safety precautions for working on motor vehicles must, as a matter of course, be observed.



Contents

03 - Maintenance, Diagnosis	1
1 MY 2015 Maintenance Intervals	1
1.1 MY 2015 Maintenance Intervals - USA	1
1.2 MY 2015 Maintenance Intervals - Canada	12
1.3 MY 2015 Maintenance Intervals - e-Golf	26
2 MY 2014 Maintenance Intervals	36
2.1 MY 2014 Maintenance Intervals (All Vehicles Except Touareg and Routan) - USA	36
2.2 MY 2014 Maintenance Intervals (Touareg Only) - USA	48
2.3 MY 2014 Maintenance Intervals (Only Jetta, Jetta GLI, Jetta Hybrid, The Beetle, The Beetle Convertible, and Golf Wagon) - Canada	57
3 MY 2013 Maintenance Intervals	72
3.1 MY 2013 Maintenance Intervals (All Vehicles Except Touareg and Routan) - USA	72
3.2 MY 2013 Maintenance Intervals (Touareg Only) - USA	82
3.3 MY 2013 Maintenance Intervals (All Vehicles) - Canada	91
4 MY 2012 Maintenance Intervals	103
4.1 MY 2012 Maintenance Intervals (All Vehicles Except Touareg and Routan) - USA	103
4.2 MY 2012 Maintenance Intervals (Touareg Only) - USA	113
4.3 MY 2012 Maintenance Intervals - Canada	122
4.4 MY 2012 Maintenance Intervals - Routan - USA	134
4.5 MY 2012 Maintenance Intervals - Routan - Canada	139
5 MY 2011 Maintenance Intervals	144
5.1 MY 2011 Maintenance Intervals (Except Routan) - USA	144
5.2 MY 2011 Maintenance Intervals (Except Routan) - Canada	155
5.3 MY 2011 Maintenance Intervals - Routan - USA	168
5.4 MY 2011 Maintenance Intervals - Routan - Canada	172
6 MY 2010 Maintenance Intervals	177
6.1 MY 2010 Maintenance Intervals - USA	177
6.2 MY 2010 Maintenance Intervals - Canada	186
6.3 MY 2010 Maintenance Intervals - Routan - USA	195
6.4 MY 2010 Maintenance Intervals - Routan - Canada	201
7 MY 2009 Maintenance Intervals	206
7.1 MY 2009 Maintenance Intervals - USA	206
7.2 MY 2009 Maintenance Intervals - Canada	215
7.3 MY 2009 Maintenance Intervals - Routan - USA	224
7.4 MY 2009 Maintenance Intervals - Routan - Canada	229
8 MY 2008 Maintenance Intervals	234
8.1 MY 2008 Maintenance Intervals - USA	234
8.2 MY 2008 Maintenance Intervals - Canada	245
9 MY 2007 Maintenance Intervals	256
9.1 MY 2007 Maintenance Intervals - USA	256
9.2 MY 2007 Maintenance Intervals - Canada	266
10 MY 2006 Maintenance Intervals	276
10.1 MY 2006 Maintenance Intervals - USA	276
10.2 MY 2006 Maintenance Intervals - Canada	286
11 MY 2005 Maintenance Intervals	296
11.1 MY 2005 Maintenance Intervals - USA	296
11.2 MY 2005 Maintenance Intervals - Canada	306
12 MY 2004 Maintenance Intervals	316
12.1 MY 2004 Maintenance Intervals - USA	316
12.2 MY 2004 Maintenance Intervals - Canada	324
13 MY 2003 Maintenance Intervals	332



13.1	MY 2003 Maintenance Intervals - USA	332
13.2	MY 2003 Maintenance Intervals - Canada	339
14	MY 2002 Maintenance Intervals	346
14.1	MY 2002 Maintenance Intervals - USA	346
14.2	MY 2002 Maintenance Intervals - Canada	353
15	MY 2001 Maintenance Intervals	360
15.1	MY 2001 Maintenance Intervals - USA	360
15.2	MY 2001 Maintenance Intervals - Canada	367
16	MY 2000 Maintenance Intervals	374
16.1	MY 2000 Maintenance Intervals - USA	374
16.2	MY 2000 Maintenance Intervals - Canada	381





03 – Maintenance, Diagnosis

1 MY 2015 Maintenance Intervals

(Edition 07.2014)

⇒ [“1.1 MY 2015 Maintenance Intervals - USA”, page 1](#)

⇒ [“1.2 MY 2015 Maintenance Intervals - Canada”, page 12](#)

⇒ [“1.3 MY 2015 Maintenance Intervals - e-Golf”, page 26](#)

1.1 MY 2015 Maintenance Intervals - USA

⇒ [“1.1.1 Service at 10,000 miles \(Included in the Volkswagen Carefree Maintenance Program\)”, page 1](#)

⇒ [“1.1.2 Service at 20,000 miles”, page 2](#)

⇒ [“1.1.3 Service at 30,000 miles”, page 2](#)

⇒ [“1.1.4 Service at 40,000 miles”, page 3](#)

⇒ [“1.1.5 Service at 50,000 miles”, page 4](#)

⇒ [“1.1.6 Service at 60,000 miles”, page 4](#)

⇒ [“1.1.7 Service at 70,000 miles”, page 5](#)

⇒ [“1.1.8 Service at 80,000 miles”, page 6](#)

⇒ [“1.1.9 Service at 90,000 miles”, page 7](#)

⇒ [“1.1.10 Service at 100,000 miles”, page 7](#)

⇒ [“1.1.11 Service at 110,000 miles”, page 8](#)

⇒ [“1.1.12 Service at 120,000 miles”, page 8](#)

⇒ [“1.1.13 Service at 130,000 miles”, page 10](#)

⇒ [“1.1.14 Service at 140,000 miles”, page 10](#)

⇒ [“1.1.15 Service at 150,000 miles”, page 11](#)

⇒ [“1.1.16 Time-Dependent Maintenance Items”, page 11](#)

⇒ [“1.1.17 Brake Fluid Replacement”, page 12](#)

Edition 07/18/2014

1.1.1 Service at 10,000 miles (Included in the Volkswagen Carefree Maintenance Program)

Service at 10,000 miles or one year from vehicle in-service date, whichever occurs first.

- ◆ AdBlue® fluid: Check and add if necessary (if applicable)
- ◆ Brake pads: Check thickness and brake disc condition. Look for contact pattern and corrosion of brake discs (front and rear)
- ◆ Engine: Change oil and replace oil filter
- ◆ Hybrid components: Perform a visual inspection of high-voltage components and the lines in the engine compartment and the rear of the vehicle for damage



- ◆ Rear window: Check cleaning nozzle functionality (if applicable)
- ◆ Service interval display: Reset
- ◆ Service sticker: Enter the date of the next service on the service sticker and apply to the driver's side-door pillar
- ◆ Tires: Rotate front to rear
- ◆ Windshield washer, headlight cleaning system, and wiper blades: Check for damage and function. Check fluid level and add if necessary

1.1.2 Service at 20,000 miles

Service at 20,000 miles or one year after last service, whichever occurs first.

- ◆ AdBlue® fluid: Check and add if necessary (if applicable)
- ◆ Battery: Check (and second battery if applicable)
- ◆ Brakes: Inspect brake system and shock absorber for leaks and damage, check thickness of brake pads, brake disc condition front and rear. Look for contact pattern and corrosion of brake discs, and check brake fluid level subject to abrasion
- ◆ Dust and pollen filter: Replace (if applicable)
- ◆ Engine: Change oil and replace oil filter
- ◆ Fuel filter: Replace (2.0L and 3.0L TDI engines only)
- ◆ Hybrid components: Perform a visual inspection of high-voltage components and the lines in the engine compartment and the rear of the vehicle for damage
- ◆ Rear window: Check cleaning nozzle functionality (if applicable)
- ◆ Service interval display: Reset
- ◆ Service sticker: Enter the date of the next service on the service sticker and apply to the driver's side-door pillar
- ◆ Sunroof: Open sunroof and check front water drains and clean if necessary (Touareg only)
- ◆ Tires: Check tread depth, condition, wear pattern, and pressure of all tires (including spare)
- ◆ Tires: Rotate front to rear
- ◆ Windshield washer, headlight cleaning system, and wiper blades: Check for damage and function. Check fluid level and add if necessary

1.1.3 Service at 30,000 miles

Service at 30,000 miles or one year after last service, whichever occurs first.

- ◆ AdBlue® fluid: Check and add if necessary (if applicable)
- ◆ Brake pads: Check thickness and brake disc condition. Look for contact pattern and corrosion of brake discs (front and rear)
- ◆ Engine: Change oil and replace oil filter
- ◆ Hybrid components: Perform a visual inspection of high-voltage components and the lines in the engine compartment and the rear of the vehicle for damage
- ◆ Rear window: Check cleaning nozzle functionality (if applicable)



- ◆ Service interval display: Reset
- ◆ Service sticker: Enter the date of the next service on the service sticker and apply to the driver's side-door pillar
- ◆ Tires: Rotate front to rear
- ◆ Windshield washer, headlight cleaning system, and wiper blades: Check for damage and function. Check fluid level and add if necessary

1.1.4 Service at 40,000 miles

Service at 40,000 miles or one year after last service, whichever occurs first

- ◆ AdBlue® fluid: Check and add if necessary (if applicable)
- ◆ Battery: Check (and second battery if applicable)
- ◆ Body: Visual inspection for corrosion
- ◆ Brakes: Inspect brake system and shock absorber for leaks and damage, check thickness of brake pads, brake disc condition front and rear. Look for contact pattern and corrosion of brake discs, and check brake fluid level subject to abrasion
- ◆ Convertible roof, CSC roof, and retractable hard top: Check for function and damage and clean and lubricate seals (if applicable)
- ◆ Convertible roof water drains: Check (Beetle Convertible only)
- ◆ Coolant level and frost protection: Check
- ◆ CV joints: Check for leaks and damage
- ◆ Door checks and mounting pins: Lubricate
- ◆ Dust and pollen filter: Replace (if applicable)
- ◆ Engine: Change oil and replace oil filter
- ◆ Engine and engine compartment components: Check (from above) for leaks and damage
- ◆ Engine and engine compartment components: Check (from below) for leaks and damage, check transmission, final drive, and drive shaft boots
- ◆ Exhaust system: Check for leaks, damage, and secure fittings
- ◆ Fuel filter: Replace (2.0L and 3.0L TDI engines only)
- ◆ Headlights: Check adjustment
- ◆ Hybrid components: Perform a visual inspection of high-voltage components and the lines in the engine compartment and the rear of the vehicle for damage
- ◆ Interior lighting and glove box lights, cigarette lighter/power outlets, horn, and all warning lamps: Check
- ◆ Lighting: Front and rear lights, luggage compartment lighting, turn signals, and hazard warning lights: Check
- ◆ Power steering: Check oil level
- ◆ Rear window: Check cleaning nozzle functionality (if applicable)
- ◆ Ribbed belt: Check condition (if applicable)
- ◆ Service interval display: Reset
- ◆ Service sticker: Enter the date of the next service on the service sticker and apply to the driver's side-door pillar



- ◆ Spark plugs: Replace (2.0L MPI, 2.5L, and Jetta Hybrid engines only)
- ◆ Sunroof and Panoramic sunroof: Check, clean, and lubricate (if applicable)
- ◆ Sunroof: Open sunroof and check front and rear water drains and clean if necessary (if applicable)
- ◆ Test drive: Check braking, kickdown, steering, electrical, heating and ventilation systems, air conditioning, handling, and parking brake
- ◆ Tie rod ends: Check for excessive play and looseness, check boots
- ◆ Tires: Check tread depth, condition, wear pattern, and pressure of all tires (including spare)
- ◆ Tires: Rotate front to rear
- ◆ Transmission: 6 speed DSG (non Automatic): Change fluid and filter
- ◆ Underbody: Inspect under seal, underbody trims, pipe placing, and plug for damage
- ◆ Windshield washer, headlight cleaning system, and wiper blades: Check for damage and function. Check fluid level and add if necessary

1.1.5 Service at 50,000 miles

Service at 50,000 miles or one year after last service, whichever occurs first.

- ◆ AdBlue® fluid: Check and add if necessary (if applicable)
- ◆ Brake pads: Check thickness and brake disc condition. Look for contact pattern and corrosion of brake discs (front and rear)
- ◆ Engine: Change oil and replace oil filter
- ◆ Hybrid components: Perform a visual inspection of high-voltage components and the lines in the engine compartment and the rear of the vehicle for damage
- ◆ Rear window: Check cleaning nozzle functionality (if applicable)
- ◆ Ribbed belt for supercharger: Replace (Touareg Hybrid only)
- ◆ Service interval display: Reset
- ◆ Service sticker: Enter the date of the next service on the service sticker and apply to the driver's side-door pillar
- ◆ Tires: Rotate front to rear
- ◆ Transmission: Automatic (non DSG): Change fluid (if applicable)
- ◆ Windshield washer, headlight cleaning system, and wiper blades: Check for damage and function. Check fluid level and add if necessary

1.1.6 Service at 60,000 miles

Service at 60,000 miles or one year after last service, whichever occurs first.

- ◆ AdBlue® fluid: Check and add if necessary (if applicable)
- ◆ Air filter element and snow screen: Replace element and clean screen and housing (if applicable)



- ◆ Battery: Check (and second battery if applicable)
- ◆ Brakes: Inspect brake system and shock absorber for leaks and damage, check thickness of brake pads, brake disc condition front and rear. Look for contact pattern and corrosion of brake discs, and check brake fluid level subject to abrasion
- ◆ Dust and pollen filter: Replace (if applicable)
- ◆ Engine: Change oil and replace oil filter
- ◆ Fuel filter: Replace (2.0L and 3.0L TDI engines only)
- ◆ Hybrid components: Perform a visual inspection of high-voltage components and the lines in the engine compartment and the rear of the vehicle for damage
- ◆ Rear window: Check cleaning nozzle functionality (if applicable)
- ◆ Service interval display: Reset
- ◆ Service sticker: Enter the date of the next service on the service sticker and apply to the driver's side-door pillar
- ◆ Spark plugs: Replace (1.8T, 2.0T, 3.6L, and Touareg Hybrid engines only)
- ◆ Sunroof: Open sunroof and check front water drains and clean if necessary (Touareg only)
- ◆ Timing belt: Check and replace if necessary (2.0L MPI only) If replaced at 60,000 miles, check every 60,000 miles after. If not replaced at 60,000 miles, check every 20,000 miles until replaced, then every 60,000 miles
- ◆ Tires: Check tread depth, condition, wear pattern, and pressure of all tires (including spare)
- ◆ Tires: Rotate front to rear
- ◆ Windshield washer, headlight cleaning system, and wiper blades: Check for damage and function. Check fluid level and add if necessary

1.1.7 Service at 70,000 miles

Service at 70,000 miles or one year after last service, whichever occurs first.

- ◆ AdBlue® fluid: Check and add if necessary (if applicable)
- ◆ Brake pads: Check thickness and brake disc condition. Look for contact pattern and corrosion of brake discs (front and rear)
- ◆ Engine: Change oil and replace oil filter
- ◆ Hybrid components: Perform a visual inspection of high-voltage components and the lines in the engine compartment and the rear of the vehicle for damage
- ◆ Rear window: Check cleaning nozzle functionality (if applicable)
- ◆ Service interval display: Reset
- ◆ Service sticker: Enter the date of the next service on the service sticker and apply to the driver's side-door pillar
- ◆ Tires: Rotate front to rear
- ◆ Windshield washer, headlight cleaning system, and wiper blades: Check for damage and function. Check fluid level and add if necessary



1.1.8 Service at 80,000 miles

Service at 80,000 miles or one year after last service, whichever occurs first.

- ◆ AdBlue® fluid: Check and add if necessary (if applicable)
- ◆ Battery: Check (and second battery if applicable)
- ◆ Body: Visual inspection for corrosion
- ◆ Brakes: Inspect brake system and shock absorber for leaks and damage, check thickness of brake pads, brake disc condition front and rear. Look for contact pattern and corrosion of brake discs, and check brake fluid level subject to abrasion
- ◆ Convertible roof, CSC roof, and retractable hard top: Check for function and damage and clean and lubricate seals (if applicable)
- ◆ Convertible roof water drains: Check (Beetle Convertible only)
- ◆ Coolant level and frost protection: Check
- ◆ CV joints: Check for leaks and damage
- ◆ Door checks and mounting pins: Lubricate
- ◆ Engine: Change oil and replace oil filter
- ◆ Engine and engine compartment components: Check (from above) for leaks and damage
- ◆ Engine and engine compartment components: Check (from below) for leaks and damage, check transmission, final drive, and drive shaft boots
- ◆ Exhaust system: Check for leaks, damage, and secure fittings
- ◆ Fuel filter: Replace (2.0L and 3.0L TDI engines only)
- ◆ Headlights: Check adjustment
- ◆ Hybrid components: Perform a visual inspection of high-voltage components and the lines in the engine compartment and the rear of the vehicle for damage
- ◆ Interior lighting and glove box lights, cigarette lighter/power outlets, horn, and all warning lamps: Check
- ◆ Lighting: Front and rear lights, luggage compartment lighting, turn signals, and hazard warning lights: Check
- ◆ Power steering: Check oil level
- ◆ Rear window: Check cleaning nozzle functionality (if applicable)
- ◆ Ribbed belt: Check condition (if applicable)
- ◆ Service interval display: Reset
- ◆ Service sticker: Enter the date of the next service on the service sticker and apply to the driver's side-door pillar
- ◆ Spark plugs: Replace (2.0L MPI, 2.5L, and Jetta Hybrid engines only)
- ◆ Sunroof and Panoramic sunroof: Check, clean, and lubricate (if applicable)
- ◆ Sunroof: Open sunroof and check front and rear water drains and clean if necessary (if applicable)
- ◆ Test drive: Check braking, kickdown, steering, electrical, heating and ventilation systems, air conditioning, handling, and parking brake



- ◆ Tie rod ends: Check for excessive play and looseness, check boots
- ◆ Timing belt: Check and replace if necessary (2.0L MPI only) If replaced at 60,000 miles, check every 60,000 miles after. If not replaced at 60,000 miles, check every 20,000 miles until replaced, then every 60,000 miles
- ◆ Tires: Check tread depth, condition, wear pattern, and pressure of all tires (including spare)
- ◆ Tires: Rotate front to rear
- ◆ Transmission: 6 speed DSG (non Automatic): Change fluid and filter
- ◆ Underbody: Inspect under seal, underbody trims, pipe placing, and plug for damage
- ◆ Windshield washer, headlight cleaning system, and wiper blades: Check for damage and function. Check fluid level and add if necessary

1.1.9 Service at 90,000 miles

Service at 90,000 miles or one year after last service, whichever occurs first.

- ◆ AdBlue® fluid: Check and add if necessary (if applicable)
- ◆ Brake pads: Check thickness and brake disc condition. Look for contact pattern and corrosion of brake discs (front and rear)
- ◆ Engine: Change oil and replace oil filter
- ◆ Hybrid components: Perform a visual inspection of high-voltage components and the lines in the engine compartment and the rear of the vehicle for damage
- ◆ Rear window: Check cleaning nozzle functionality (if applicable)
- ◆ Service interval display: Reset
- ◆ Service sticker: Enter the date of the next service on the service sticker and apply to the driver's side-door pillar
- ◆ Tires: Rotate front to rear
- ◆ Windshield washer, headlight cleaning system, and wiper blades: Check for damage and function. Check fluid level and add if necessary

1.1.10 Service at 100,000 miles

Service at 100,000 miles or one year after last service, whichever occurs first.

- ◆ AdBlue® fluid: Check and add if necessary (if applicable)
- ◆ Battery: Check (and second battery if applicable)
- ◆ Brakes: Inspect brake system and shock absorber for leaks and damage, check thickness of brake pads, brake disc condition front and rear. Look for contact pattern and corrosion of brake discs, and check brake fluid level subject to abrasion
- ◆ Dust and pollen filter: Replace (if applicable)
- ◆ Engine: Change oil and replace oil filter
- ◆ Fuel filter: Replace (2.0L and 3.0L TDI engines only)
- ◆ Hybrid components: Perform a visual inspection of high-voltage components and the lines in the engine compartment and the rear of the vehicle for damage



- ◆ Rear window: Check cleaning nozzle functionality (if applicable)
- ◆ Ribbed belt for supercharger: Replace (Touareg Hybrid only)
- ◆ Service interval display: Reset
- ◆ Service sticker: Enter the date of the next service on the service sticker and apply to the driver's side-door pillar
- ◆ Sunroof: Open sunroof and check front water drains and clean if necessary (Touareg only)
- ◆ Timing belt: Check and replace if necessary (2.0L MPI only). If replaced at 60,000 miles, check every 60,000 miles after. If not replaced at 60,000 miles, check every 20,000 miles until replaced, then every 60,000 miles
- ◆ Tires: Check tread depth, condition, wear pattern, and pressure of all tires (including spare)
- ◆ Tires: Rotate front to rear
- ◆ Transmission: Automatic (non DSG): Change fluid (if applicable)
- ◆ Windshield washer, headlight cleaning system, and wiper blades: Check for damage and function. Check fluid level and add if necessary

1.1.11 Service at 110,000 miles

Service at 110,000 miles or one year after last service, whichever occurs first.

- ◆ AdBlue® fluid: Check and add if necessary (if applicable)
- ◆ Brake pads: Check thickness and brake disc condition. Look for contact pattern and corrosion of brake discs (front and rear)
- ◆ Engine: Change oil and replace oil filter
- ◆ Hybrid components: Perform a visual inspection of high-voltage components and the lines in the engine compartment and the rear of the vehicle for damage
- ◆ Rear window: Check cleaning nozzle functionality (if applicable)
- ◆ Service interval display: Reset
- ◆ Service sticker: Enter the date of the next service on the service sticker and apply to the driver's side-door pillar
- ◆ Tires: Rotate front to rear
- ◆ Windshield washer, headlight cleaning system, and wiper blades: Check for damage and function. Check fluid level and add if necessary

1.1.12 Service at 120,000 miles

Service at 120,000 miles or one year after last service, whichever occurs first.

- ◆ AdBlue® fluid: Check and add if necessary (if applicable)
- ◆ Air filter element and snow screen: Replace element and clean screen and housing (if applicable)
- ◆ Battery: Check (and second battery if applicable)
- ◆ Body: Visual inspection for corrosion
- ◆ Brakes: Inspect brake system and shock absorber for leaks and damage, check thickness of brake pads, brake disc con-



- dition front and rear. Look for contact pattern and corrosion of brake discs, and check brake fluid level subject to abrasion
- ◆ Convertible roof, CSC roof, and retractable hard top: Check for function and damage and clean and lubricate seals (if applicable)
 - ◆ Convertible roof water drains: Check (Beetle Convertible only)
 - ◆ Coolant level and frost protection: Check
 - ◆ CV joints: Check for leaks and damage
 - ◆ Diesel Particulate Filter: Perform after the first 120,000 miles or 120,000 miles after a Diesel Particulate Filter (DPF) replacement: Check ash loading according to manufacturer work procedure; Replace if necessary. NOTE: If DPF replacement is not necessary, perform check every 20,000 miles thereafter until replacement becomes necessary. (2.0L and 3.0L TDI engine only)
 - ◆ Door checks and mounting pins: Lubricate
 - ◆ Dust and pollen filter: Replace (if applicable)
 - ◆ Engine: Change oil and replace oil filter
 - ◆ Engine and engine compartment components: Check (from above) for leaks and damage
 - ◆ Engine and engine compartment components: Check (from below) for leaks and damage, check transmission, final drive, and drive shaft boots
 - ◆ Exhaust system: Check for leaks, damage, and secure fittings
 - ◆ Fuel filter: Replace (2.0L and 3.0L TDI engines only)
 - ◆ Headlights: Check adjustment
 - ◆ Hybrid components: Perform a visual inspection of high-voltage components and the lines in the engine compartment and the rear of the vehicle for damage
 - ◆ Interior lighting and glove box lights, cigarette lighter/power outlets, horn, and all warning lamps: Check
 - ◆ Lighting: Front and rear lights, luggage compartment lighting, turn signals, and hazard warning lights: Check
 - ◆ Power steering: Check oil level
 - ◆ Rear window: Check cleaning nozzle functionality (if applicable)
 - ◆ Ribbed belt: Check condition (if applicable)
 - ◆ Service interval display: Reset
 - ◆ Service sticker: Enter the date of the next service on the service sticker and apply to the driver's side-door pillar
 - ◆ Spark plugs: Replace (All engines except TDI)
 - ◆ Sunroof and Panoramic sunroof: Check, clean, and lubricate (if applicable)
 - ◆ Sunroof: Open sunroof and check front and rear water drains and clean if necessary (if applicable)
 - ◆ Test drive: Check braking, kickdown, steering, electrical, heating and ventilation systems, air conditioning, handling, and parking brake
 - ◆ Tie rod ends: Check for excessive play and looseness, check boots



- ◆ Timing belt: Check and replace if necessary (2.0L MPI only) If replaced at 60,000 miles, check every 60,000 miles after. If not replaced at 60,000 miles, check every 20,000 miles until replaced, then every 60,000 miles
- ◆ Tires: Rotate front to rear
- ◆ Transmission: 6 speed DSG (non Automatic): Change fluid and filter
- ◆ Underbody: Inspect under seal, underbody trims, pipe placing, and plug for damage
- ◆ Windshield washer, headlight cleaning system, and wiper blades: Check for damage and function. Check fluid level and add if necessary

1.1.13 Service at 130,000 miles

Service at 130,000 miles or one year after last service, whichever occurs first.

- ◆ AdBlue® fluid: Check and add if necessary (if applicable)
- ◆ Brake pads: Check thickness and brake disc condition. Look for contact pattern and corrosion of brake discs (front and rear)
- ◆ Engine: Change oil and replace oil filter
- ◆ Hybrid components: Perform a visual inspection of high-voltage components and the lines in the engine compartment and the rear of the vehicle for damage
- ◆ Rear window: Check cleaning nozzle functionality (if applicable)
- ◆ Service interval display: Reset
- ◆ Service sticker: Enter the date of the next service on the service sticker and apply to the driver's side-door pillar
- ◆ Timing belt: Replace (2.0L TDI engine only)
- ◆ Tires: Rotate front to rear
- ◆ Windshield washer, headlight cleaning system, and wiper blades: Check for damage and function. Check fluid level and add if necessary

1.1.14 Service at 140,000 miles

Service at 140,000 miles or one year after last service, whichever occurs first

- ◆ AdBlue® fluid: Check and add if necessary (if applicable)
- ◆ Battery: Check (and second battery if applicable)
- ◆ Brakes: Inspect brake system and shock absorber for leaks and damage, check thickness of brake pads, brake disc condition front and rear. Look for contact pattern and corrosion of brake discs, and check brake fluid level subject to abrasion
- ◆ Dust and pollen filter: Replace (if applicable)
- ◆ Engine: Change oil and replace oil filter
- ◆ Fuel filter: Replace (2.0L and 3.0L TDI engines only)
- ◆ Hybrid components: Perform a visual inspection of high-voltage components and the lines in the engine compartment and the rear of the vehicle for damage
- ◆ Rear window: Check cleaning nozzle functionality (if applicable)



- ◆ Service interval display: Reset
- ◆ Service sticker: Enter the date of the next service on the service sticker and apply to the driver's side-door pillar
- ◆ Timing belt: Check and replace if necessary (2.0L MPI only) If replaced at 60,000 miles, check every 60,000 miles after. If not replaced at 60,000 miles, check every 20,000 miles until replaced, then every 60,000 miles
- ◆ Tires: Check tread depth, condition, wear pattern, and pressure of all tires (including spare)
- ◆ Tires: Rotate front to rear
- ◆ Windshield washer, headlight cleaning system, and wiper blades: Check for damage and function. Check fluid level and add if necessary

1.1.15 Service at 150,000 miles

Service at 150,000 miles or one year after last service, whichever occurs first

- ◆ AdBlue® fluid: Check and add if necessary (if applicable)
- ◆ Brake pads: Check thickness and brake disc condition. Look for contact pattern and corrosion of brake discs (front and rear)
- ◆ Engine: Change oil and replace oil filter
- ◆ Hybrid components: Perform a visual inspection of high-voltage components and the lines in the engine compartment and the rear of the vehicle for damage
- ◆ Rear window: Check cleaning nozzle functionality (if applicable)
- ◆ Ribbed belt for supercharger: Replace (Touareg Hybrid only)
- ◆ Service interval display: Reset
- ◆ Service sticker: Enter the date of the next service on the service sticker and apply to the driver's side-door pillar
- ◆ Timing belt: Check (if replacement is not necessary, perform check every 20,000 miles after until replacement is necessary) (Jetta Hybrid engine only)
- ◆ Timing belt for coolant pump: Check (if replacement is not necessary, perform check every 20,000 miles after until replacement is necessary) (Jetta Hybrid engine only)
- ◆ Tires: Rotate front to rear
- ◆ Transmission: Automatic (non DSG): Change fluid (if applicable)
- ◆ Windshield washer, headlight cleaning system, and wiper blades: Check for damage and function. Check fluid level and add if necessary

1.1.16 Time-Dependent Maintenance Items

Every 1 year:

Perform visual check of airbag system.

Every 2 years:

- ◆ Convertible roof: Check latch (if applicable)
- ◆ Dust and pollen filter: Replace (if applicable)
- ◆ Tire filler bottle in the tire mobility set: Check (observe expiration date)



At the 3 year mark, then every 2 years regardless of miles driven:

- ◆ Brake fluid and clutch unit: Replace fluid.

Every 3 years:

- ◆ Haldex clutch: Change oil (Tiguan 2.0T and CC 3.6L 4MOTION® only)

Every 4 years regardless of miles driven:

- ◆ AdBlue® fluid: Check fluid if the mileage is under 10.000 miles (if applicable)
- ◆ Spark plugs: Replace (2.0L MPI and Jetta Hybrid only)
- ◆ Tire filler bottle in the tire mobility set: Replace (observe expiration date)

Every 6 years regardless of miles driven:

- ◆ Air filter element and snow screen: Replace element and clean screen and housing (if mileage is under 60,000 miles) (if applicable)
- ◆ Spark plugs: Replace (All engines except 2.0L MPI, Jetta Hybrid, and TDI)

1.1.17 Brake Fluid Replacement

- ◆ The brake fluid must be replaced every 3 years regardless of mileage, and every 2 years thereafter regardless of mileage driven

1.2 MY 2015 Maintenance Intervals - Canada

⇒ ["1.2.1 Service at 15.000 kilometres", page 13](#)

⇒ ["1.2.2 Service at 30.000 kilometres", page 13](#)

⇒ ["1.2.3 Service at 45.000 kilometres", page 14](#)

⇒ ["1.2.4 Service at 60.000 kilometres", page 15](#)

⇒ ["1.2.5 Service at 75.000 kilometres", page 16](#)

⇒ ["1.2.6 Service at 90.000 kilometres", page 17](#)

⇒ ["1.2.7 Service at 105.000 kilometres", page 17](#)

⇒ ["1.2.8 Service at 120.000 kilometres", page 18](#)

⇒ ["1.2.9 Service at 135.000 kilometres", page 19](#)

⇒ ["1.2.10 Service at 150.000 kilometres", page 20](#)

⇒ ["1.2.11 Service at 165.000 kilometres", page 21](#)

⇒ ["1.2.12 Service at 180.000 kilometres", page 22](#)

⇒ ["1.2.13 Service at 195.000 kilometres", page 23](#)

⇒ ["1.2.14 Service at 210.000 kilometres", page 24](#)

⇒ ["1.2.15 Service at 225.000 kilometres", page 24](#)

⇒ ["1.2.16 Time-Dependent Maintenance Items", page 25](#)

⇒ ["1.2.17 Brake Fluid Replacement", page 26](#)

Edition 07/18/2014



1.2.1 Service at 15.000 kilometres

Service at 15.000 kilometres or one year from vehicle in-service date, whichever occurs first

- ◆ AdBlue® fluid: Check and add if necessary (if applicable)
- ◆ Battery: Check (and second battery if applicable)
- ◆ Brake pads: Check thickness and brake disc condition. Look for contact pattern and corrosion of brake discs (front and rear)
- ◆ Coolant level and frost protection: Check.
- ◆ Engine: Change oil and replace oil filter.
- ◆ Engine and engine compartment components: Check (from above) for leaks and damage
- ◆ Engine and engine compartment components: Check (from below) for leaks and damage, check transmission, final drive and drive shaft boots
- ◆ Headlights: Check adjustment
- ◆ Hybrid components: Perform a visual inspection of high-voltage components and the lines in the engine compartment and the rear of the vehicle for damage
- ◆ Lighting: Front and rear lights, luggage compartment lighting, turn signals, hazard warning lights, daytime running lights, curve lighting, and automatic headlights: Check
- ◆ Rear window: Check cleaning nozzle functionality (if applicable)
- ◆ Service interval display: Reset
- ◆ Service sticker: Enter the date of the next service on the service sticker and apply to the driver's side-door pillar
- ◆ Tires: Rotate front to rear
- ◆ Visual inspection of windshield. Note damage if necessary.
- ◆ Windshield washer, headlight cleaning system, and wiper blades: Check for damage and function. Check fluid level and add if necessary

1.2.2 Service at 30.000 kilometres

Service at 30.000 kilometres or one year after last service, whichever occurs first.

- ◆ AdBlue® fluid: Check and add if necessary (if applicable)
- ◆ Battery: Check (and second battery if applicable)
- ◆ Brakes: Inspect brake system and shock absorber for leaks and damage, check thickness of brake pads, brake disc condition front and rear. Look for contact pattern and corrosion of brake discs, and check brake fluid level subject to abrasion
- ◆ Coolant level and frost protection: Check
- ◆ Dust and pollen filter: Replace (if applicable)
- ◆ Engine: Change oil and replace oil filter
- ◆ Engine and engine compartment components: Check (from above) for leaks and damage
- ◆ Engine and engine compartment components: Check (from below) for leaks and damage, check transmission, final drive and drive shaft boots
- ◆ Fuel filter: Replace (2.0L and 3.0L TDI engines only)



- ◆ Headlights: Check adjustment
- ◆ Hybrid components: Perform a visual inspection of high-voltage components and the lines in the engine compartment and the rear of the vehicle for damage
- ◆ Lighting: Front and rear lights, luggage compartment lighting, turn signals, hazard warning lights, daytime running lights, curve lighting, and automatic headlights: Check
- ◆ Rear window: Check cleaning nozzle functionality (if applicable)
- ◆ Service interval display: Reset
- ◆ Service sticker: Enter the date of the next service on the service sticker and apply to the driver's side-door pillar
- ◆ Sunroof: Open sunroof and check front water drains and clean if necessary (Touareg only)
- ◆ Tires: Check tread depth, condition, wear pattern, and pressure of all tires (including spare)
- ◆ Tires: Rotate front to rear
- ◆ Visual inspection of windshield. Note damage if necessary
- ◆ Windshield washer, headlight cleaning system, and wiper blades: Check for damage and function. Check fluid level and add if necessary

1.2.3 Service at 45.000 kilometres

Service at 45.000 kilometres or one year after last service, whichever occurs first.

- ◆ AdBlue® fluid: Check and add if necessary (if applicable)
- ◆ Battery: Check (and second battery if applicable)
- ◆ Brake pads: Check thickness and brake disc condition. Look for contact pattern and corrosion of brake discs (front and rear)
- ◆ Coolant level and frost protection: Check
- ◆ Engine: Change oil and replace oil filter
- ◆ Engine and engine compartment components: Check (from above) for leaks and damage
- ◆ Engine and engine compartment components: Check (from below) for leaks and damage, check transmission, final drive and drive shaft boots
- ◆ Headlights: Check adjustment
- ◆ Hybrid components: Perform a visual inspection of high-voltage components and the lines in the engine compartment and the rear of the vehicle for damage
- ◆ Lighting: Front and rear lights, luggage compartment lighting, turn signals, hazard warning lights, daytime running lights, curve lighting, and automatic headlights: Check
- ◆ Rear window: Check cleaning nozzle functionality (if applicable)
- ◆ Service interval display: Reset
- ◆ Service sticker: Enter the date of the next service on the service sticker and apply to the driver's side-door pillar
- ◆ Tires: Rotate front to rear
- ◆ Visual inspection of windshield. Note damage if necessary



- ◆ Windshield washer, headlight cleaning system, and wiper blades: Check for damage and function. Check fluid level and add if necessary

1.2.4 Service at 60.000 kilometres

Service at 60.000 kilometres or one year after last service, whichever occurs first.

- ◆ AdBlue® fluid: Check and add if necessary (if applicable)
- ◆ Battery: Check (and second battery if applicable)
- ◆ Body: Visual inspection for corrosion
- ◆ Brakes: Inspect brake system and shock absorber for leaks and damage, check thickness of brake pads, brake disc condition front and rear. Look for contact pattern and corrosion of brake discs, and check brake fluid level subject to abrasion
- ◆ Coolant level and frost protection: Check
- ◆ Convertible roof, CSC roof, and retractable hard top: Check for function and damage and clean and lubricate seals (if applicable)
- ◆ Convertible roof water drains: Check (Beetle Convertible only)
- ◆ CV joints: Check for leaks and damage
- ◆ Door checks and mounting pins: Lubricate
- ◆ Dust and pollen filter: Replace (if applicable)
- ◆ Engine: Change oil and replace oil filter
- ◆ Engine and engine compartment components: Check (from above) for leaks and damage
- ◆ Engine and engine compartment components: Check (from below) for leaks and damage, check transmission, final drive and drive shaft boots
- ◆ Exhaust system: Check for leaks, damage and secure fittings
- ◆ Fuel filter: Replace (2.0L TDI and 3.0L TDI engines only)
- ◆ Headlights: Check adjustment
- ◆ Hybrid components: Perform a visual inspection of high-voltage components and the lines in the engine compartment and the rear of the vehicle for damage
- ◆ Interior lighting and glove box lights, cigarette lighter/power outlets, horn, and all warning lamps: Check
- ◆ Lighting: Front and rear lights, luggage compartment lighting, turn signals, hazard warning lights, daytime running lights, curve lighting, and automatic headlights: Check
- ◆ Power steering: Check oil level
- ◆ Rear window: Check cleaning nozzle functionality (if applicable)
- ◆ Ribbed belt: Check condition (if applicable)
- ◆ Service interval display: Reset
- ◆ Service sticker: Enter the date of the next service on the service sticker and apply to the driver's side-door pillar
- ◆ Spark plugs: Replace (2.0L MPI, 2.5L, and Hybrid engines only)
- ◆ Sunroof and Panoramic sunroof: Check, clean, and lubricate (if applicable)



- ◆ Sunroof: Open sunroof and check front water drains and clean if necessary (if applicable)
- ◆ Test drive: Check braking, kickdown, steering, electrical, heating and ventilation systems, air conditioning, and handling
- ◆ Tie rod ends: Check for excessive play, check boots
- ◆ Tires: Check tread depth, condition, wear pattern, and pressure of all tires (including spare)
- ◆ Tires: Rotate front to rear
- ◆ Transmission: Automatic (non DSG): Check fluid (All models except Touareg, Tiguan, and CC 3.6L)
- ◆ Transmission: 6 speed DSG (non Automatic): Change fluid and filter
- ◆ Underbody sealant: Inspect for damage
- ◆ Visual inspection of windshield. Note damage if necessary
- ◆ Windshield washer, headlight cleaning system, and wiper blades: Check for damage and function. Check fluid level and add if necessary

1.2.5 Service at 75.000 kilometres

Service at 75.000 kilometres or one year after last service, whichever occurs first.

- ◆ AdBlue® fluid: Check and add if necessary (if applicable)
- ◆ Battery: Check (and second battery if applicable)
- ◆ Brake pads: Check thickness and brake disc condition. Look for contact pattern and corrosion of brake discs (front and rear)
- ◆ Coolant level and frost protection: Check
- ◆ Engine: Change oil and replace oil filter
- ◆ Engine and engine compartment components: Check (from above) for leaks and damage
- ◆ Engine and engine compartment components: Check (from below) for leaks and damage, check transmission, final drive and drive shaft boots
- ◆ Headlights: Check adjustment
- ◆ Hybrid components: Perform a visual inspection of high-voltage components and the lines in the engine compartment and the rear of the vehicle for damage
- ◆ Lighting: Front and rear lights, luggage compartment lighting, turn signals, hazard warning lights, daytime running lights, curve lighting, and automatic headlights: Check
- ◆ Rear window: Check cleaning nozzle functionality (if applicable)
- ◆ Service interval display: Reset
- ◆ Service sticker: Enter the date of the next service on the service sticker and apply to the driver's side-door pillar
- ◆ Tires: Rotate front to rear
- ◆ Visual inspection of windshield. Note damage if necessary
- ◆ Windshield washer, headlight cleaning system, and wiper blades: Check for damage and function. Check fluid level and add if necessary



1.2.6 Service at 90.000 kilometres

Service at 90.000 kilometres or one year after last service, whichever occurs first.

- ◆ AdBlue® fluid: Check and add if necessary (if applicable)
- ◆ Air filter element and snow filter: Replace element and clean screen and housing (if applicable)
- ◆ Battery: Check (and second battery if applicable)
- ◆ Brakes: Inspect brake system and shock absorber for leaks and damage, check thickness of brake pads, brake disc condition front and rear. Look for contact pattern and corrosion of brake discs, and check brake fluid level subject to abrasion
- ◆ Coolant level and frost protection: Check
- ◆ Dust and pollen filter: Replace (if applicable)
- ◆ Engine: Change oil and replace oil filter
- ◆ Engine and engine compartment components: Check (from above) for leaks and damage
- ◆ Engine and engine compartment components: Check (from below) for leaks and damage, check transmission, final drive and drive shaft boots
- ◆ Fuel filter: Replace (2.0L and 3.0L TDI engines only)
- ◆ Headlights: Check adjustment
- ◆ Hybrid components: Perform a visual inspection of high-voltage components and the lines in the engine compartment and the rear of the vehicle for damage
- ◆ Lighting: Front and rear lights, luggage compartment lighting, turn signals, hazard warning lights, daytime running lights, curve lighting, and automatic headlights: Check
- ◆ Rear window: Check cleaning nozzle functionality (if applicable)
- ◆ Service interval display: Reset
- ◆ Service sticker: Enter the date of the next service on the service sticker and apply to the driver's side-door pillar
- ◆ Spark plugs: Replace (1.8T, 2.0T and 3.6L engines only)
- ◆ Sunroof: Open sunroof and check front water drains and clean if necessary (Touareg only)
- ◆ Timing belt: Check and replace if necessary (2.0L MPI only) If replaced at 90.000 kilometres, check every 90.000 kilometres after. If not replaced at 90.000 kilometres, check every 30.000 kilometres until replaced, then every 90.000 kilometres
- ◆ Tires: Check tread depth, condition, wear pattern, and pressure of all tires (including spare)
- ◆ Tires: Rotate front to rear
- ◆ Visual inspection of windshield. Note damage if necessary
- ◆ Windshield washer, headlight cleaning system, and wiper blades: Check for damage and function. Check fluid level and add if necessary

1.2.7 Service at 105.000 kilometres

Service at 105.000 kilometres or one year after last service, whichever occurs first.



- ◆ AdBlue® fluid: Check and add if necessary (if applicable)
- ◆ Battery: Check (and second battery if applicable)
- ◆ Brake pads: Check thickness and brake disc condition. Look for contact pattern and corrosion of brake discs (front and rear)
- ◆ Coolant level and frost protection: Check
- ◆ Engine: Change oil and replace oil filter
- ◆ Engine and engine compartment components: Check (from above) for leaks and damage
- ◆ Engine and engine compartment components: Check (from below) for leaks and damage, check transmission, final drive and drive shaft boots
- ◆ Headlights: Check adjustment
- ◆ Hybrid components: Perform a visual inspection of high-voltage components and the lines in the engine compartment and the rear of the vehicle for damage
- ◆ Lighting: Front and rear lights, luggage compartment lighting, turn signals, hazard warning lights, daytime running lights, curve lighting, and automatic headlights: Check
- ◆ Rear window: Check cleaning nozzle functionality (if applicable)
- ◆ Service interval display: Reset
- ◆ Service sticker: Enter the date of the next service on the service sticker and apply to the driver's side-door pillar
- ◆ Tires: Rotate front to rear
- ◆ Visual inspection of windshield. Note damage if necessary
- ◆ Windshield washer, headlight cleaning system, and wiper blades: Check for damage and function. Check fluid level and add if necessary

1.2.8 Service at 120.000 kilometres

Service at 120.000 kilometres or one year after last service, whichever occurs first.

- ◆ AdBlue® fluid: Check and add if necessary (if applicable)
- ◆ Battery: Check (and second battery if applicable)
- ◆ Body: Visual inspection for corrosion
- ◆ Brakes: Inspect brake system and shock absorber for leaks and damage, check thickness of brake pads, brake disc condition front and rear. Look for contact pattern and corrosion of brake discs, and check brake fluid level subject to abrasion
- ◆ Convertible roof, CSC roof, and retractable hard top: Check for function and damage and clean and lubricate seals (if applicable)
- ◆ Convertible roof water drains: Check (Beetle Convertible only)
- ◆ Coolant level and frost protection: Check
- ◆ CV joints: Check for leaks and damage
- ◆ Door checks and mounting pins: Lubricate
- ◆ Dust and pollen filter: Replace (if applicable)
- ◆ Engine: Change oil and replace oil filter
- ◆ Engine and engine compartment components: Check (from above) for leaks and damage



- ◆ Engine and engine compartment components: Check (from below) for leaks and damage, check transmission, final drive and drive shaft boots
- ◆ Exhaust system: Check for leaks, damage and secure fittings
- ◆ Fuel filter: Replace (2.0LTDI and 3.0L TDI engines only)
- ◆ Headlights: Check adjustment
- ◆ Hybrid components: Perform a visual inspection of high-voltage components and the lines in the engine compartment and the rear of the vehicle for damage
- ◆ Interior lighting and glove box lights, cigarette lighter/power outlets, horn, and all warning lamps: Check
- ◆ Lighting: Front and rear lights, luggage compartment lighting, turn signals, hazard warning lights, daytime running lights, curve lighting, and automatic headlights: Check
- ◆ Power steering: Check oil level
- ◆ Rear window: Check cleaning nozzle functionality (if applicable)
- ◆ Ribbed belt: Check condition (if applicable)
- ◆ Service interval display: Reset
- ◆ Service sticker: Enter the date of the next service on the service sticker and apply to the driver's side-door pillar
- ◆ Spark plugs: Replace (2.0L MPI, 2.5L and Hybrid engines only)
- ◆ Sunroof and Panoramic sunroof: Check, clean, and lubricate (if applicable)
- ◆ Sunroof: Open sunroof and check front water drains and clean if necessary (if applicable)
- ◆ Test drive: Check braking, kickdown, steering, electrical, heating and ventilation systems, air conditioning, and handling
- ◆ Tie rod ends: Check for excessive play, check boots
- ◆ Timing belt: Check and replace if necessary (2.0L MPI only) If replaced at 90.000 kilometres, check every 90.000 kilometres after. If not replaced at 90.000 kilometres, check every 30.000 kilometres until replaced, then every 90.000 kilometres
- ◆ Tires: Check tread depth, condition, wear pattern, and pressure of all tires (including spare)
- ◆ Tires: Rotate front to rear
- ◆ Transmission: Automatic (non DSG): Check fluid (All models except Touareg, Tiguan, and CC 3.6L)
- ◆ Transmission: 6 speed DSG (non Automatic): Change fluid and filter
- ◆ Underbody sealant: Inspect for damage
- ◆ Visual inspection of windshield. Note damage if necessary
- ◆ Windshield washer, headlight cleaning system, and wiper blades: Check for damage and function. Check fluid level and add if necessary

1.2.9 Service at 135.000 kilometres

Service at 135.000 kilometres or one year after last service, whichever occurs first.

- ◆ AdBlue® fluid: Check and add if necessary (if applicable)



- ◆ Battery: Check (and second battery if applicable)
- ◆ Brake pads: Check thickness and brake disc condition. Look for contact pattern and corrosion of brake discs (front and rear)
- ◆ Coolant level and frost protection: Check
- ◆ Engine: Change oil and replace oil filter
- ◆ Engine and engine compartment components: Check (from above) for leaks and damage
- ◆ Engine and engine compartment components: Check (from below) for leaks and damage, check transmission, final drive and drive shaft boots
- ◆ Headlights: Check adjustment
- ◆ Hybrid components: Perform a visual inspection of high-voltage components and the lines in the engine compartment and the rear of the vehicle for damage
- ◆ Lighting: Front and rear lights, luggage compartment lighting, turn signals, hazard warning lights, daytime running lights, curve lighting, and automatic headlights: Check
- ◆ Rear window: Check cleaning nozzle functionality (if applicable)
- ◆ Service interval display: Reset
- ◆ Service sticker: Enter the date of the next service on the service sticker and apply to the driver's side-door pillar
- ◆ Tires: Rotate front to rear
- ◆ Visual inspection of windshield. Note damage if necessary
- ◆ Windshield washer, headlight cleaning system, and wiper blades: Check for damage and function. Check fluid level and add if necessary

1.2.10 Service at 150.000 kilometres

Service at 150.000 kilometres or one year after last service, whichever occurs first.

- ◆ AdBlue® fluid: Check and add if necessary (if applicable)
- ◆ Battery: Check (and second battery if applicable)
- ◆ Brakes: Inspect brake system and shock absorber for leaks and damage, check thickness of brake pads, brake disc condition front and rear. Look for contact pattern and corrosion of brake discs, and check brake fluid level subject to abrasion
- ◆ Coolant level and frost protection: Check
- ◆ Dust and pollen filter: Replace (if applicable)
- ◆ Engine: Change oil and replace oil filter
- ◆ Engine and engine compartment components: Check (from above) for leaks and damage
- ◆ Engine and engine compartment components: Check (from below) for leaks and damage, check transmission, final drive and drive shaft boots
- ◆ Fuel filter: Replace (2.0L and 3.0L TDI engines only)
- ◆ Headlights: Check adjustment
- ◆ Hybrid components: Perform a visual inspection of high-voltage components and the lines in the engine compartment and the rear of the vehicle for damage



- ◆ Lighting: Front and rear lights, luggage compartment lighting, turn signals, hazard warning lights, daytime running lights, curve lighting, and automatic headlights: Check
- ◆ Rear window: Check cleaning nozzle functionality (if applicable)
- ◆ Service interval display: Reset
- ◆ Service sticker: Enter the date of the next service on the service sticker and apply to the driver's side-door pillar
- ◆ Sunroof: Open sunroof and check front water drains and clean if necessary (Touareg only)
- ◆ Timing belt: Check and replace if necessary (2.0L MPI only) If replaced at 90.000 kilometres, check every 90.000 kilometres after. If not replaced at 90.000 kilometres, check every 30.000 kilometres until replaced, then every 90.000 kilometres
- ◆ Tires: Check tread depth, condition, wear pattern, and pressure of all tires (including spare)
- ◆ Tires: Rotate front to rear
- ◆ Visual inspection of windshield. Note damage if necessary
- ◆ Windshield washer, headlight cleaning system, and wiper blades: Check for damage and function. Check fluid level and add if necessary

1.2.11 Service at 165.000 kilometres

Service at 165.000 kilometres or one year after last service, whichever occurs first.

- ◆ AdBlue® fluid: Check and add if necessary (if applicable)
- ◆ Battery: Check (and second battery if applicable)
- ◆ Brake pads: Check thickness and brake disc condition. Look for contact pattern and corrosion of brake discs (front and rear)
- ◆ Coolant level and frost protection: Check
- ◆ Engine: Change oil and replace oil filter
- ◆ Engine and engine compartment components: Check (from above) for leaks and damage
- ◆ Engine and engine compartment components: Check (from below) for leaks and damage, check transmission, final drive and drive shaft boots
- ◆ Headlights: Check adjustment
- ◆ Hybrid components: Perform a visual inspection of high-voltage components and the lines in the engine compartment and the rear of the vehicle for damage
- ◆ Lighting: Front and rear lights, luggage compartment lighting, turn signals, hazard warning lights, daytime running lights, curve lighting, and automatic headlights: Check
- ◆ Rear window: Check cleaning nozzle functionality (if applicable)
- ◆ Service interval display: Reset
- ◆ Service sticker: Enter the date of the next service on the service sticker and apply to the driver's side-door pillar
- ◆ Tires: Rotate front to rear
- ◆ Visual inspection of windshield. Note damage if necessary



- ◆ Windshield washer, headlight cleaning system, and wiper blades: Check for damage and function. Check fluid level and add if necessary

1.2.12 Service at 180.000 kilometres

Service at 180.000 kilometres or one year after last service, whichever occurs first.

- ◆ AdBlue® fluid: Check and add if necessary (if applicable)
- ◆ Air filter element and snow filter: Replace element and clean screen and housing (if applicable)
- ◆ Battery: Check (and second battery if applicable)
- ◆ Body: Visual inspection for corrosion
- ◆ Brakes: Inspect brake system and shock absorber for leaks and damage, check thickness of brake pads, brake disc condition front and rear. Look for contact pattern and corrosion of brake discs, and check brake fluid level subject to abrasion
- ◆ Convertible roof, CSC roof, and retractable hard top: Check for function and damage and clean and lubricate seals (if applicable)
- ◆ Convertible roof water drains: Check (Beetle Convertible only)
- ◆ Coolant level and frost protection: Check
- ◆ CV joints: Check for leaks and damage
- ◆ Diesel Particulate Filter: Perform after the first 180.000 kilometres or 180.000 kilometres after a Diesel Particulate Filter (DPF) replacement: Check ash loading according to manufacturer work procedure; Replace if necessary. NOTE: If DPF replacement is not necessary, perform check every 30.000 kilometres thereafter until replacement becomes necessary. (2.0L and 3.0L TDI engines only)
- ◆ Door checks and mounting pins: Lubricate
- ◆ Dust and pollen filter: Replace (if applicable)
- ◆ Engine: Change oil and replace oil filter
- ◆ Engine and engine compartment components: Check (from above) for leaks and damage
- ◆ Engine and engine compartment components: Check (from below) for leaks and damage, check transmission, final drive and drive shaft boots
- ◆ Exhaust system: Check for leaks, damage and secure fittings
- ◆ Fuel filter: Replace (2.0L and 3.0L TDI engines only)
- ◆ Headlights: Check adjustment
- ◆ Hybrid components: Perform a visual inspection of high-voltage components and the lines in the engine compartment and the rear of the vehicle for damage
- ◆ Interior lighting and glove box lights, cigarette lighter/power outlets, horn, and all warning lamps: Check
- ◆ Lighting: Front and rear lights, luggage compartment lighting, turn signals, hazard warning lights, daytime running lights, curve lighting, and automatic headlights: Check
- ◆ Power steering: Check oil level
- ◆ Rear window: Check cleaning nozzle functionality (if applicable)
- ◆ Ribbed belt: Check condition (if applicable)



- ◆ Service interval display: Reset
- ◆ Service sticker: Enter the date of the next service on the service sticker and apply to the driver's side-door pillar
- ◆ Spark plugs: Replace (All engines except TDI)
- ◆ Sunroof and Panoramic sunroof: Check, clean, and lubricate (if applicable)
- ◆ Sunroof: Open sunroof and check front water drains and clean if necessary (if applicable)
- ◆ Test drive: Check braking, kickdown, steering, electrical, heating and ventilation systems, air conditioning, and handling
- ◆ Tie rod ends: Check for excessive play and check boots
- ◆ Timing belt: Check and replace if necessary (2.0L MPI only) If replaced at 90.000 kilometres, check every 90.000 kilometres after. If not replaced at 90.000 kilometres, check every 30.000 kilometres until replaced, then every 90.000 kilometres
- ◆ Tires: Check tread depth, condition, wear pattern, and pressure of all tires (including spare)
- ◆ Tires: Rotate front to rear
- ◆ Transmission: Automatic (non DSG): Check fluid (All models except Touareg, Tiguan, and CC 3.6L)
- ◆ Transmission: 6 speed DSG: (non Automatic): Change fluid and filter
- ◆ Underbody sealant: Inspect for damage
- ◆ Visual inspection of windshield. Note damage if necessary
- ◆ Windshield washer, headlight cleaning system, and wiper blades: Check for damage and function. Check fluid level and add if necessary

1.2.13 Service at 195.000 kilometres

Service at 195.000 kilometres or one year after last service, whichever occurs first.

- ◆ AdBlue® fluid: Check and add if necessary (if applicable)
- ◆ Battery: Check (and second battery if applicable)
- ◆ Brake pads: Check thickness and brake disc condition. Look for contact pattern and corrosion of brake discs (front and rear)
- ◆ Coolant level and frost protection: Check
- ◆ Engine: Change oil and replace oil filter
- ◆ Engine and engine compartment components: Check (from above) for leaks and damage
- ◆ Engine and engine compartment components: Check (from below) for leaks and damage, check transmission, final drive and drive shaft boots
- ◆ Headlights: Check adjustment
- ◆ Hybrid components: Perform a visual inspection of high-voltage components and the lines in the engine compartment and the rear of the vehicle for damage
- ◆ Lighting: Front and rear lights, luggage compartment lighting, turn signals, hazard warning lights, daytime running lights, curve lighting, and automatic headlights: Check
- ◆ Rear window: Check cleaning nozzle functionality (if applicable)



- ◆ Service interval display: Reset
- ◆ Service sticker: Enter the date of the next service on the service sticker and apply to the driver's side-door pillar
- ◆ Timing belt: Replace (2.0L TDI engine only)
- ◆ Tires: Rotate front to rear
- ◆ Visual inspection of windshield. Note damage if necessary
- ◆ Windshield washer, headlight cleaning system, and wiper blades: Check for damage and function. Check fluid level and add if necessary

1.2.14 Service at 210.000 kilometres

Service at 210.000 kilometres or one year after last service, whichever occurs first.


- ◆ AdBlue® fluid: Check and add if necessary (if applicable)
- ◆ Battery: Check (and second battery if applicable)
- ◆ Brakes: Inspect brake system and shock absorber for leaks and damage, check thickness of brake pads, brake disc condition front and rear. Look for contact pattern and corrosion of brake discs, and check brake fluid level subject to abrasion
- ◆ Coolant level and frost protection: Check
- ◆ Dust and pollen filter: Replace (if applicable)
- ◆ Engine: Change oil and replace oil filter
- ◆ Engine and engine compartment components: Check (from above) for leaks and damage
- ◆ Engine and engine compartment components: Check (from below) for leaks and damage, check transmission, final drive and drive shaft boots
- ◆ Headlights: Check adjustment
- ◆ Hybrid components: Perform a visual inspection of high-voltage components and the lines in the engine compartment and the rear of the vehicle for damage
- ◆ Lighting: Front and rear lights, luggage compartment lighting, turn signals, hazard warning lights, daytime running lights, curve lighting, and automatic headlights: Check
- ◆ Rear window: Check cleaning nozzle functionality (if applicable)
- ◆ Service interval display: Reset
- ◆ Service sticker: Enter the date of the next service on the service sticker and apply to the driver's side-door pillar
- ◆ Tires: Check tread depth, condition, wear pattern, and pressure of all tires (including spare)
- ◆ Tires: Rotate front to rear
- ◆ Visual inspection of windshield. Note damage if necessary
- ◆ Windshield washer, headlight cleaning system, and wiper blades: Check for damage and function. Check fluid level and add if necessary

1.2.15 Service at 225.000 kilometres

Service at 225.000 kilometres or one year after last service, whichever occurs first.

- ◆ AdBlue® fluid: Check and add if necessary (if applicable)



- ◆ Battery: Check (and second battery if applicable)
- ◆ Brake pads: Check thickness and brake disc condition. Look for contact pattern and corrosion of brake discs (front and rear)
- ◆ Coolant level and frost protection: Check
- ◆ Engine: Change oil and replace oil filter
- ◆ Engine and engine compartment components: Check (from above) for leaks and damage
- ◆ Engine and engine compartment components: Check (from below) for leaks and damage, check transmission, final drive and drive shaft boots
- ◆ Headlights: Check adjustment
- ◆ Hybrid components: Perform a visual inspection of high-voltage components and the lines in the engine compartment and the rear of the vehicle for damage
- ◆ Lighting: Front and rear lights, luggage compartment lighting, turn signals, hazard warning lights, daytime running lights, curve lighting, and automatic headlights: Check
- ◆ Rear window: Check cleaning nozzle functionality (if applicable)
- ◆ Service interval display: Reset 
- ◆ Service sticker: Enter the date of the next service on the service sticker and apply to the driver's side-door pillar
- ◆ Timing belt: Check and replace if necessary (2.0L MPI only) If replaced at 90.000 kilometres, check every 90.000 kilometres after. If not replaced at 90.000 kilometres, check every 30.000 kilometres until replaced, then every 90.000 kilometres
- ◆ Timing belt: Check (if replacement is not necessary, perform check every 30.000 km after until replacement is necessary) (Hybrid engine only)
- ◆ Timing belt for coolant pump: Check (if replacement is not necessary, perform check every 30.000 km after until replacement is necessary) (Hybrid engine only)
- ◆ Tires: Rotate front to rear
- ◆ Visual inspection of windshield. Note damage if necessary
- ◆ Windshield washer, headlight cleaning system, and wiper blades: Check for damage and function. Check fluid level and add if necessary

1.2.16 Time-Dependent Maintenance Items

Every 1 year:

Perform visual check of airbag system.

Every 2 years:

- ◆ Check latch for convertible roof (if applicable)
- ◆ Dust and pollen filter: Replace (if applicable)
- ◆ Tire filler bottle in the tire mobility set: Check (observe expiration date)

At the 3 year mark, then every 2 years regardless of kilometres driven:

- ◆ Brake fluid and clutch unit: Replace fluid

Every 3 years:



- ◆ Haldex clutch: Change oil (if applicable)

Every 4 years regardless of kilometres driven:

- ◆ AdBlue® fluid: Change fluid if the mileage is under 15.000 kilometres (if applicable)
- ◆ Spark plugs: Replace (2.0L MPI only)
- ◆ Tire filler bottle in the tire mobility set: Replace (observe expiration date)

Every 6 years:

- ◆ Air filter element and snow screen: Replace element and clean screen and housing (if mileage is under 90.000 kilometres) (if applicable)
- ◆ Spark plugs: Replace (All engines except 2.0L MPI and TDI)

1.2.17 Brake Fluid Replacement

The brake fluid must be replaced every 3 years regardless of kilometres driven, and every 2 years thereafter regardless of kilometres driven.

1.3 MY 2015 Maintenance Intervals - e-Golf

⇒ ["1.3.1 Service at 10,000 miles \(Included in the Volkswagen Carefree Maintenance Program\)", page 26](#)

⇒ ["1.3.2 Service at 20,000 miles", page 27](#)

⇒ ["1.3.3 Service at 30,000 miles", page 27](#)

⇒ ["1.3.4 Service at 40,000 miles", page 28](#)

⇒ ["1.3.5 Service at 50,000 miles", page 29](#)

⇒ ["1.3.6 Service at 60,000 miles", page 29](#)

⇒ ["1.3.7 Service at 70,000 miles", page 30](#)

⇒ ["1.3.8 Service at 80,000 miles", page 31](#)

⇒ ["1.3.9 Service at 90,000 miles", page 32](#)

⇒ ["1.3.10 Service at 100,000 miles", page 32](#)

⇒ ["1.3.11 Service at 110,000 miles", page 33](#)

⇒ ["1.3.12 Service at 120,000 miles", page 33](#)

⇒ ["1.3.13 Time-Dependent Maintenance Items", page 34](#)

⇒ ["1.3.14 Brake Fluid Replacement", page 35](#)

1.3.1 Service at 10,000 miles (Included in the Volkswagen Carefree Maintenance Program)

Service at 10,000 miles or one year from vehicle in-service date, whichever occurs first.

- ◆ High voltage components can only be serviced by a certified Volkswagen High Voltage Specialist. For a Volkswagen High Voltage dealer near you, please contact Customer Care at 1 (800) 822-8987. In the event of an emergency relating to the High Voltage System on your Volkswagen model, please take the vehicle to the closest Volkswagen dealer and arrangements will be made for diagnosis and repair. This applies to all maintenance intervals.
- ◆ Brake pads: Check thickness and brake disc condition. Look for contact pattern and corrosion of brake discs (front and rear)



- ◆ Rear window: Check cleaning nozzle functionality (if applicable)
- ◆ Service interval display: Reset
- ◆ Service sticker: Enter the date of the next service on the service sticker and apply to the driver's side-door pillar
- ◆ Tires: Rotate front to rear
- ◆ Windshield washer, headlight cleaning system, and wiper blades: Check for damage and function. Check fluid level and add if necessary

1.3.2 Service at 20,000 miles

Service at 20,000 miles or one year after last service, whichever occurs first.

- ◆ 12 Volt Battery: Perform diagnosis (determine charge capacity with diagnostic tester)
- ◆ Brakes: Inspect brake system and shock absorber for leaks and damage, check thickness of brake pads, brake disc condition front and rear. Look for contact pattern and corrosion of brake discs, and check brake fluid level subject to abrasion
- ◆ Dust and pollen filter: Replace
- ◆ High voltage charging cable: Visual inspection for contamination and damage
- ◆ High voltage charging socket in the tank cover: Visual inspection for damage
- ◆ High voltage battery: Check charge level and charge if necessary
- ◆ High voltage components: Visual inspection for damage to the high voltage components and lines, battery box, high voltage connections and coolant connections, and labels in the engine compartment and rear area
- ◆ Rear window: Check cleaning nozzle functionality (if applicable)
- ◆ Service interval display: Reset
- ◆ Service sticker: Enter the date of the next service on the service sticker and apply to the driver's side-door pillar
- ◆ Tires: Check tread depth, condition, wear pattern, and pressure of all tires (including spare)
- ◆ Tires: Rotate front to rear
- ◆ Windshield washer, headlight cleaning system, and wiper blades: Check for damage and function. Check fluid level and add if necessary

1.3.3 Service at 30,000 miles

Service at 30,000 miles or one year after last service, whichever occurs first.

- ◆ 12 Volt Battery: Perform diagnosis (determine charge capacity with diagnostic tester)
- ◆ Brake pads: Check thickness and brake disc condition. Look for contact pattern and corrosion of brake discs (front and rear)
- ◆ High voltage charging cable: Visual inspection for contamination and damage
- ◆ High voltage charging socket in the tank cover: Visual inspection for damage



- ◆ High voltage battery: Check charge level and charge if necessary
- ◆ High voltage components: Visual inspection for damage to the high voltage components and lines, battery box, high voltage connections and coolant connections, and labels in the engine compartment and rear area
- ◆ Rear window: Check cleaning nozzle functionality (if applicable)
- ◆ Service interval display: Reset
- ◆ Service sticker: Enter the date of the next service on the service sticker and apply to the driver's side-door pillar
- ◆ Tires: Rotate front to rear
- ◆ Windshield washer, headlight cleaning system, and wiper blades: Check for damage and function. Check fluid level and add if necessary

1.3.4 Service at 40,000 miles

Service at 40,000 miles or one year after last service, whichever occurs first.

- ◆ 12 Volt Battery: Perform diagnosis (determine charge capacity with diagnostic tester)
- ◆ Body: Visual inspection for corrosion
- ◆ Brakes: Inspect brake system and shock absorber for leaks and damage, check thickness of brake pads, brake disc condition front and rear. Look for contact pattern and corrosion of brake discs, and check brake fluid level subject to abrasion
- ◆ Coolant level and frost protection: Check
- ◆ CV joints: Check for leaks and damage
- ◆ Door checks and mounting pins: Lubricate
- ◆ Dust and pollen filter: Replace
- ◆ eMotor and eMotor compartment components: Check (from above) for leaks and damage
- ◆ eMotor and eMotor compartment components: Check (from below) for leaks and damage, check transmission, final drive, and drive shaft boots
- ◆ Headlights: Check adjustment
- ◆ High voltage charging cable: Visual inspection for contamination and damage
- ◆ High voltage charging socket in the tank cover: Visual inspection for damage
- ◆ High voltage battery: Check charge level and charge if necessary
- ◆ High voltage components: Visual inspection for damage to the high voltage components and lines, battery box, high voltage connections and coolant connections, and labels in the engine compartment and rear area
- ◆ Interior lighting and glove box lights, cigarette lighter/power outlets, horn, and all warning lamps: Check
- ◆ Lighting: Front and rear lights, luggage compartment lighting, turn signals, and hazard warning lights: Check
- ◆ Rear window: Check cleaning nozzle functionality (if applicable)



- ◆ Service interval display: Reset
- ◆ Service sticker: Enter the date of the next service on the service sticker and apply to the driver's side-door pillar
- ◆ Sunroof and Panoramic sunroof: Check, clean, and lubricate (if applicable)
- ◆ Sunroof: Open sunroof and check front and rear water drains and clean if necessary (if applicable)
- ◆ Test drive: Check braking, kickdown, steering, electrical, heating and ventilation systems, air conditioning, handling, and parking brake
- ◆ Tie rod ends: Check for excessive play and looseness, check boots
- ◆ Tires: Check tread depth, condition, wear pattern, and pressure of all tires (including spare)
- ◆ Tires: Rotate front to rear
- ◆ Underbody: Inspect under seal, underbody trims, pipe placing, and plug for damage
- ◆ Windshield washer, headlight cleaning system, and wiper blades: Check for damage and function. Check fluid level and add if necessary

1.3.5 Service at 50,000 miles

Service at 50,000 miles or one year after last service, whichever occurs first.

- ◆ 12 Volt Battery: Perform diagnosis (determine charge capacity with diagnostic tester)
- ◆ Brake pads: Check thickness and brake disc condition. Look for contact pattern and corrosion of brake discs (front and rear)
- ◆ High voltage charging cable: Visual inspection for contamination and damage
- ◆ High voltage charging socket in the tank cover: Visual inspection for damage
- ◆ High voltage battery: Check charge level and charge if necessary
- ◆ High voltage components: Visual inspection for damage to the high voltage components and lines, battery box, high voltage connections and coolant connections, and labels in the engine compartment and rear area
- ◆ Rear window: Check cleaning nozzle functionality (if applicable)
- ◆ Service interval display: Reset
- ◆ Service sticker: Enter the date of the next service on the service sticker and apply to the driver's side-door pillar
- ◆ Tires: Rotate front to rear
- ◆ Windshield washer, headlight cleaning system, and wiper blades: Check for damage and function. Check fluid level and add if necessary

1.3.6 Service at 60,000 miles

Service at 60,000 miles or one year after last service, whichever occurs first.

- ◆ 12 Volt Battery: Perform diagnosis (determine charge capacity with diagnostic tester)



- ◆ Air filter element and snow screen: Replace element and clean screen and housing (if applicable)
- ◆ Brakes: Inspect brake system and shock absorber for leaks and damage, check thickness of brake pads, brake disc condition front and rear. Look for contact pattern and corrosion of brake discs, and check brake fluid level subject to abrasion
- ◆ Dust and pollen filter: Replace
- ◆ High voltage charging cable: Visual inspection for contamination and damage
- ◆ High voltage charging socket in the tank cover: Visual inspection for damage
- ◆ High voltage battery: Check charge level and charge if necessary
- ◆ High voltage components: Visual inspection for damage to the high voltage components and lines, battery box, high voltage connections and coolant connections, and labels in the engine compartment and rear area
- ◆ Rear window: Check cleaning nozzle functionality (if applicable)
- ◆ Service interval display: Reset
- ◆ Service sticker: Enter the date of the next service on the service sticker and apply to the driver's side-door pillar
- ◆ Tires: Check tread depth, condition, wear pattern, and pressure of all tires (including spare)
- ◆ Tires: Rotate front to rear
- ◆ Windshield washer, headlight cleaning system, and wiper blades: Check for damage and function. Check fluid level and add if necessary

1.3.7 Service at 70,000 miles

Service at 70,000 miles or one year after last service, whichever occurs first.

- ◆ 12 Volt Battery: Perform diagnosis (determine charge capacity with diagnostic tester)
- ◆ Brake pads: Check thickness and brake disc condition. Look for contact pattern and corrosion of brake discs (front and rear)
- ◆ High voltage charging cable: Visual inspection for contamination and damage
- ◆ High voltage charging socket in the tank cover: Visual inspection for damage
- ◆ High voltage battery: Check charge level and charge if necessary
- ◆ High voltage components: Visual inspection for damage to the high voltage components and lines, battery box, high voltage connections and coolant connections, and labels in the engine compartment and rear area
- ◆ Rear window: Check cleaning nozzle functionality (if applicable)
- ◆ Service interval display: Reset
- ◆ Service sticker: Enter the date of the next service on the service sticker and apply to the driver's side-door pillar
- ◆ Tires: Rotate front to rear



- ◆ Windshield washer, headlight cleaning system, and wiper blades: Check for damage and function. Check fluid level and add if necessary

1.3.8 Service at 80,000 miles

Service at 80,000 miles or one year after last service, whichever occurs first.

- ◆ 12 Volt Battery: Perform diagnosis (determine charge capacity with diagnostic tester)
- ◆ Body: Visual inspection for corrosion
- ◆ Brakes: Inspect brake system and shock absorber for leaks and damage, check thickness of brake pads, brake disc condition front and rear. Look for contact pattern and corrosion of brake discs, and check brake fluid level subject to abrasion
- ◆ Coolant level and frost protection: Check
- ◆ CV joints: Check for leaks and damage
- ◆ Door checks and mounting pins: Lubricate
- ◆ Dust and pollen filter: Replace
- ◆ eMotor and eMotor compartment components: Check (from above) for leaks and damage
- ◆ eMotor and eMotor compartment components: Check (from below) for leaks and damage, check transmission, final drive, and drive shaft boots
- ◆ Headlights: Check adjustment
- ◆ High voltage charging cable: Visual inspection for contamination and damage
- ◆ High voltage charging socket in the tank cover: Visual inspection for damage
- ◆ High voltage battery: Check charge level and charge if necessary
- ◆ High voltage components: Visual inspection for damage to the high voltage components and lines, battery box, high voltage connections and coolant connections, and labels in the engine compartment and rear area
- ◆ Interior lighting and glove box lights, cigarette lighter/power outlets, horn, and all warning lamps: Check
- ◆ Lighting: Front and rear lights, luggage compartment lighting, turn signals, and hazard warning lights: Check
- ◆ Rear window: Check cleaning nozzle functionality (if applicable)
- ◆ Service interval display: Reset
- ◆ Service sticker: Enter the date of the next service on the service sticker and apply to the driver's side-door pillar
- ◆ Sunroof and Panoramic sunroof: Check, clean, and lubricate (if applicable)
- ◆ Sunroof: Open sunroof and check front and rear water drains and clean if necessary (if applicable)
- ◆ Test drive: Check braking, kickdown, steering, electrical, heating and ventilation systems, air conditioning, handling, and parking brake
- ◆ Tie rod ends: Check for excessive play and looseness, check boots



- ◆ Tires: Check tread depth, condition, wear pattern, and pressure of all tires (including spare)
- ◆ Tires: Rotate front to rear
- ◆ Underbody: Inspect under seal, underbody trims, pipe placing, and plug for damage
- ◆ Windshield washer, headlight cleaning system, and wiper blades: Check for damage and function. Check fluid level and add if necessary

1.3.9 Service at 90,000 miles

Service at 90,000 miles or one year after last service, whichever occurs first.

- ◆ 12 Volt Battery: Perform diagnosis (determine charge capacity with diagnostic tester)
- ◆ Brake pads: Check thickness and brake disc condition. Look for contact pattern and corrosion of brake discs (front and rear)
- ◆ High voltage charging cable: Visual inspection for contamination and damage
- ◆ High voltage charging socket in the tank cover: Visual inspection for damage
- ◆ High voltage battery: Check charge level and charge if necessary
- ◆ High voltage components: Visual inspection for damage to the high voltage components and lines, battery box, high voltage connections and coolant connections, and labels in the engine compartment and rear area
- ◆ Rear window: Check cleaning nozzle functionality (if applicable)
- ◆ Service interval display: Reset
- ◆ Service sticker: Enter the date of the next service on the service sticker and apply to the driver's side-door pillar
- ◆ Tires: Rotate front to rear
- ◆ Windshield washer, headlight cleaning system, and wiper blades: Check for damage and function. Check fluid level and add if necessary

1.3.10 Service at 100,000 miles

Service at 100,000 miles or one year after last service, whichever occurs first.

- ◆ 12 Volt Battery: Perform diagnosis (determine charge capacity with diagnostic tester)
- ◆ Brakes: Inspect brake system and shock absorber for leaks and damage, check thickness of brake pads, brake disc condition front and rear. Look for contact pattern and corrosion of brake discs, and check brake fluid level subject to abrasion
- ◆ Dust and pollen filter: Replace
- ◆ High voltage charging cable: Visual inspection for contamination and damage
- ◆ High voltage charging socket in the tank cover: Visual inspection for damage
- ◆ High voltage battery: Check charge level and charge if necessary
- ◆ High voltage components: Visual inspection for damage to the high voltage components and lines, battery box, high voltage



connections and coolant connections, and labels in the engine compartment and rear area

- ◆ Rear window: Check cleaning nozzle functionality (if applicable)
- ◆ Service interval display: Reset
- ◆ Service sticker: Enter the date of the next service on the service sticker and apply to the driver's side-door pillar
- ◆ Tires: Check tread depth, condition, wear pattern, and pressure of all tires (including spare)
- ◆ Tires: Rotate front to rear
- ◆ Windshield washer, headlight cleaning system, and wiper blades: Check for damage and function. Check fluid level and add if necessary

1.3.11 Service at 110,000 miles

Service at 110,000 miles or one year after last service, whichever occurs first.

- ◆ 12 Volt Battery: Perform diagnosis (determine charge capacity with diagnostic tester)
- ◆ Brake pads: Check thickness and brake disc condition. Look for contact pattern and corrosion of brake discs (front and rear)
- ◆ High voltage charging cable: Visual inspection for contamination and damage
- ◆ High voltage charging socket in the tank cover: Visual inspection for damage
- ◆ High voltage battery: Check charge level and charge if necessary
- ◆ High voltage components: Visual inspection for damage to the high voltage components and lines, battery box, high voltage connections and coolant connections, and labels in the engine compartment and rear area
- ◆ Rear window: Check cleaning nozzle functionality (if applicable)
- ◆ Service interval display: Reset
- ◆ Service sticker: Enter the date of the next service on the service sticker and apply to the driver's side-door pillar
- ◆ Tires: Rotate front to rear
- ◆ Windshield washer, headlight cleaning system, and wiper blades: Check for damage and function. Check fluid level and add if necessary

1.3.12 Service at 120,000 miles

Service at 120,000 miles or one year after last service, whichever occurs first.

- ◆ 12 Volt Battery: Perform diagnosis (determine charge capacity with diagnostic tester)
- ◆ Air filter element and snow screen: Replace element and clean screen and housing (if applicable)
- ◆ Body: Visual inspection for corrosion
- ◆ Brakes: Inspect brake system and shock absorber for leaks and damage, check thickness of brake pads, brake disc condition front and rear. Look for contact pattern and corrosion of brake discs, and check brake fluid level subject to abrasion



- ◆ Coolant level and frost protection: Check
- ◆ CV joints: Check for leaks and damage
- ◆ Door checks and mounting pins: Lubricate
- ◆ Dust and pollen filter: Replace
- ◆ eMotor and eMotor compartment components: Check (from above) for leaks and damage
- ◆ eMotor and eMotor compartment components: Check (from below) for leaks and damage, check transmission, final drive, and drive shaft boots
- ◆ Headlights: Check adjustment
- ◆ High voltage charging cable: Visual inspection for contamination and damage
- ◆ High voltage charging socket in the tank cover: Visual inspection for damage
- ◆ High voltage battery: Check charge level and charge if necessary
- ◆ High voltage components: Visual inspection for damage to the high voltage components and lines, battery box, high voltage connections and coolant connections, and labels in the engine compartment and rear area
- ◆ Interior lighting and glove box lights, cigarette lighter/power outlets, horn, and all warning lamps: Check
- ◆ Lighting: Front and rear lights, luggage compartment lighting, turn signals, and hazard warning lights: Check
- ◆ Rear window: Check cleaning nozzle functionality (if applicable)
- ◆ Service interval display: Reset
- ◆ Service sticker: Enter the date of the next service on the service sticker and apply to the driver's side-door pillar
- ◆ Sunroof and Panoramic sunroof: Check, clean, and lubricate (if applicable)
- ◆ Sunroof: Open sunroof and check front and rear water drains and clean if necessary (if applicable)
- ◆ Test drive: Check braking, kickdown, steering, electrical, heating and ventilation systems, air conditioning, handling, and parking brake
- ◆ Tie rod ends: Check for excessive play and looseness, check boots
- ◆ Tires: Check tread depth, condition, wear pattern, and pressure of all tires (including spare)
- ◆ Tires: Rotate front to rear
- ◆ Underbody: Inspect under seal, underbody trims, pipe placing, and plug for damage
- ◆ Windshield washer, headlight cleaning system, and wiper blades: Check for damage and function. Check fluid level and add if necessary

1.3.13 Time-Dependent Maintenance Items

Every 1 year:

Perform visual check of airbag system.

Every 2 years:



- ◆ Dust and pollen filter: Replace
- ◆ Tire filler bottle in the tire mobility set: Check (observe expiration date)

At the 3 year mark, then every 2 years regardless of miles driven:

- ◆ Brake fluid and clutch unit: Replace fluid.

Every 4 years regardless of miles driven:

- ◆ Tire filler bottle in the tire mobility set: Replace (observe expiration date)

Every 6 years regardless of miles driven:

- ◆ Air filter element and snow screen: Replace element and clean screen and housing (if mileage is under 60,000 miles) (if applicable)

1.3.14 Brake Fluid Replacement

- ◆ The brake fluid must be replaced every 3 years regardless of mileage, and every 2 years thereafter regardless of mileage driven.





2 MY 2014 Maintenance Intervals

⇒ [“2.1 MY 2014 Maintenance Intervals \(All Vehicles Except Touareg and Routan\) - USA”, page 36](#)

⇒ [“2.2 MY 2014 Maintenance Intervals \(Touareg Only\) - USA”, page 48](#)

⇒ [“2.3 MY 2014 Maintenance Intervals \(Only Jetta, Jetta GLI, Jetta Hybrid, The Beetle, The Beetle Convertible, and Golf Wagon\) - Canada”, page 57](#)

2.1 MY 2014 Maintenance Intervals (All Vehicles Except Touareg and Routan) - USA

⇒ [“2.1.1 Service at 10,000 miles \(Included in the Volkswagen Carefree Maintenance Program\)”, page 36](#)

⇒ [“2.1.2 Service at 20,000 miles \(Included in the Volkswagen Carefree Maintenance Program\)”, page 37](#)

⇒ [“2.1.3 Service at 30,000 miles”, page 37](#)

⇒ [“2.1.4 Service at 40,000 miles”, page 38](#)

⇒ [“2.1.5 Service at 50,000 miles”, page 39](#)

⇒ [“2.1.6 Service at 60,000 miles”, page 39](#)

⇒ [“2.1.7 Service at 70,000 miles”, page 40](#)

⇒ [“2.1.8 Service at 80,000 miles”, page 41](#)

⇒ [“2.1.9 Service at 90,000 miles”, page 42](#)

⇒ [“2.1.10 Service at 100,000 miles”, page 42](#)

⇒ [“2.1.11 Service at 110,000 miles”, page 43](#)

⇒ [“2.1.12 Service at 120,000 miles”, page 43](#)

⇒ [“2.1.13 Service at 130,000 miles”, page 45](#)

⇒ [“2.1.14 Service at 140,000 miles”, page 45](#)

⇒ [“2.1.15 Service at 150,000 miles”, page 46](#)

⇒ [“2.1.16 Time-Dependent Maintenance Items”, page 46](#)

⇒ [“2.1.17 Brake Fluid Replacement”, page 47](#)

2.1.1 Service at 10,000 miles (Included in the Volkswagen Carefree Maintenance Program)

Service at 10,000 miles or one year from vehicle in-service date, whichever occurs first.

- ◆ AdBlue® fluid: Check and add if necessary (Passat 2.0L and Touareg 3.0L TDI engine only)
- ◆ Brake pads: Check thickness and brake disc condition. Look for contact pattern and corrosion of brake discs (front and rear)
- ◆ Engine: Change oil and replace oil filter
- ◆ Hybrid components: Perform a visual inspection of high-voltage components and the lines in the engine compartment and the rear of the vehicle for damage
- ◆ Rear window: Check cleaning nozzle functionality (if applicable)



- ◆ Service interval display: Reset
- ◆ Service sticker: Enter the date of the next service on the service sticker and apply to the driver's side-door pillar
- ◆ Tires: Rotate front to rear
- ◆ Windshield washer, headlight cleaning system, and wiper blades: Check for damage and function. Check fluid level and add if necessary

2.1.2 Service at 20,000 miles (Included in the Volkswagen Carefree Maintenance Program)

Service at 20,000 miles or one year after last service, whichever occurs first.

- ◆ AdBlue® fluid: Check and add if necessary (Passat 2.0L and Touareg 3.0L TDI engine only)
- ◆ Battery: Check (and second battery if applicable)
- ◆ Brakes: Inspect brake system and shock absorber for leaks and damage, check thickness of brake pads, brake disc condition front and rear. Look for contact pattern and corrosion of brake discs, and check brake fluid level subject to abrasion
- ◆ Dust and pollen filter: Replace (if applicable)
- ◆ Engine: Change oil and replace oil filter
- ◆ Fuel filter: Replace (2.0L and 3.0L TDI engine only)
- ◆ Hybrid components: Perform a visual inspection of high-voltage components and the lines in the engine compartment and the rear of the vehicle for damage
- ◆ Rear window: Check cleaning nozzle functionality (if applicable)
- ◆ Service interval display: Reset
- ◆ Service sticker: Enter the date of the next service on the service sticker and apply to the driver's side-door pillar
- ◆ Sunroof: Open sunroof and check front water drains and clean if necessary (Touareg only)
- ◆ Tires: Check tread depth, condition, wear pattern, and pressure of all tires (including spare)
- ◆ Tires: Rotate front to rear
- ◆ Windshield washer, headlight cleaning system, and wiper blades: Check for damage and function. Check fluid level and add if necessary

2.1.3 Service at 30,000 miles

Service at 30,000 miles or one year after last service, whichever occurs first.

- ◆ AdBlue® fluid: Check and add if necessary (Passat 2.0L and Touareg 3.0L TDI engine only)
- ◆ Brake pads: Check thickness and brake disc condition. Look for contact pattern and corrosion of brake discs (front and rear)
- ◆ Engine: Change oil and replace oil filter
- ◆ Hybrid components: Perform a visual inspection of high-voltage components and the lines in the engine compartment and the rear of the vehicle for damage



- ◆ Rear window: Check cleaning nozzle functionality (if applicable)
- ◆ Service interval display: Reset
- ◆ Service sticker: Enter the date of the next service on the service sticker and apply to the driver's side-door pillar
- ◆ Tires: Rotate front to rear
- ◆ Windshield washer, headlight cleaning system, and wiper blades: Check for damage and function. Check fluid level and add if necessary

2.1.4 Service at 40,000 miles

Service at 40,000 miles or one year after last service, whichever occurs first.

- ◆ AdBlue® fluid: Check and add if necessary (Passat 2.0L and Touareg 3.0L TDI engine only)
- ◆ Battery: Check (and second battery if applicable)
- ◆ Body: Visual inspection for corrosion
- ◆ Brakes: Inspect brake system and shock absorber for leaks and damage, check thickness of brake pads, brake disc condition front and rear. Look for contact pattern and corrosion of brake discs, and check brake fluid level subject to abrasion
- ◆ Convertible roof, CSC roof, and retractable hard top: Check for function and damage and clean and lubricate seals (if applicable)
- ◆ Convertible roof water drains: Check (Beetle Convertible only)
- ◆ Coolant level and frost protection: Check
- ◆ CV joints: Check for leaks and damage
- ◆ Door checks and mounting pins: Lubricate
- ◆ Dust and pollen filter: Replace (if applicable)
- ◆ Engine: Change oil and replace oil filter
- ◆ Engine and engine compartment components: Check (from above) for leaks and damage
- ◆ Engine and engine compartment components: Check (from below) for leaks and damage, check transmission, final drive, and drive shaft boots
- ◆ Exhaust system: Check for leaks, damage, and secure fittings
- ◆ Fuel filter: Replace (2.0L and 3.0L TDI engine only)
- ◆ Headlights: Check adjustment
- ◆ Hybrid components: Perform a visual inspection of high-voltage components and the lines in the engine compartment and the rear of the vehicle for damage
- ◆ Interior lighting and glove box lights, cigarette lighter/power outlets, horn, and all warning lamps: Check
- ◆ Lighting: Front and rear lights, luggage compartment lighting, turn signals, and hazard warning lights: Check
- ◆ Power steering: Check oil level
- ◆ Rear window: Check cleaning nozzle functionality (if applicable)
- ◆ Ribbed belt: Check condition (if applicable)
- ◆ Service interval display: Reset



- ◆ Service sticker: Enter the date of the next service on the service sticker and apply to the driver's side-door pillar
- ◆ Spark plugs: Replace (2.0L MPI, 2.5L, and Jetta Hybrid engines only)
- ◆ Sunroof and Panoramic sunroof: Check, clean, and lubricate (if applicable)
- ◆ Sunroof: Open sunroof and check front and rear water drains and clean if necessary (if applicable)
- ◆ Test drive: Check braking, kickdown, steering, electrical, heating and ventilation systems, air conditioning, handling, and parking brake
- ◆ Tie rod ends: Check for excessive play and looseness, check boots
- ◆ Tires: Check tread depth, condition, wear pattern, and pressure of all tires (including spare)
- ◆ Tires: Rotate front to rear
- ◆ Transmission: DSG (non Automatic): Change fluid and filter
- ◆ Underbody: Inspect under seal, underbody trims, pipe placing, and plug for damage
- ◆ Windshield washer, headlight cleaning system, and wiper blades: Check for damage and function. Check fluid level and add if necessary

2.1.5 Service at 50,000 miles

Service at 50,000 miles or one year after last service, whichever occurs first.

- ◆ AdBlue® fluid: Check and add if necessary (Passat 2.0L and Touareg 3.0L TDI engine only)
- ◆ Brake pads: Check thickness and brake disc condition. Look for contact pattern and corrosion of brake discs (front and rear)
- ◆ Engine: Change oil and replace oil filter
- ◆ Hybrid components: Perform a visual inspection of high-voltage components and the lines in the engine compartment and the rear of the vehicle for damage
- ◆ Rear window: Check cleaning nozzle functionality (if applicable)
- ◆ Ribbed belt for supercharger: Replace (Touareg Hybrid only)
- ◆ Service interval display: Reset
- ◆ Service sticker: Enter the date of the next service on the service sticker and apply to the driver's side-door pillar
- ◆ Tires: Rotate front to rear
- ◆ Transmission: Automatic (non DSG): Change fluid (1.8T, 2.0L MPI and 2.5L only)
- ◆ Windshield washer, headlight cleaning system, and wiper blades: Check for damage and function. Check fluid level and add if necessary

2.1.6 Service at 60,000 miles

Service at 60,000 miles or one year after last service, whichever occurs first.

- ◆ AdBlue® fluid: Check and add if necessary (Passat 2.0L and Touareg 3.0L TDI engine only)



- ◆ Air filter element and snow screen: Replace element and clean screen and housing (if applicable)
- ◆ Battery: Check (and second battery if applicable)
- ◆ Brakes: Inspect brake system and shock absorber for leaks and damage, check thickness of brake pads, brake disc condition front and rear. Look for contact pattern and corrosion of brake discs, and check brake fluid level subject to abrasion
- ◆ Dust and pollen filter: Replace (if applicable)
- ◆ Engine: Change oil and replace oil filter
- ◆ Fuel filter: Replace (2.0L and 3.0L TDI engine only)
- ◆ Hybrid components: Perform a visual inspection of high-voltage components and the lines in the engine compartment and the rear of the vehicle for damage
- ◆ Rear window: Check cleaning nozzle functionality (if applicable)
- ◆ Service interval display: Reset
- ◆ Service sticker: Enter the date of the next service on the service sticker and apply to the driver's side-door pillar
- ◆ Spark plugs: Replace (1.8T, 2.0T, 3.6L, and Touareg Hybrid engines only)
- ◆ Sunroof: Open sunroof and check front water drains and clean if necessary (Touareg only)
- ◆ Timing belt: Check and replace if necessary (2.0L MPI only) If replaced at 60,000 miles, check every 60,000 miles after. If not replaced at 60,000 miles, check every 20,000 miles until replaced, then every 60,000 miles
- ◆ Tires: Check tread depth, condition, wear pattern, and pressure of all tires (including spare)
- ◆ Tires: Rotate front to rear
- ◆ Windshield washer, headlight cleaning system, and wiper blades: Check for damage and function. Check fluid level and add if necessary

2.1.7 Service at 70,000 miles

Service at 70,000 miles or one year after last service, whichever occurs first.

- ◆ AdBlue® fluid: Check and add if necessary (Passat 2.0L and Touareg 3.0L TDI engine only)
- ◆ Brake pads: Check thickness and brake disc condition. Look for contact pattern and corrosion of brake discs (front and rear)
- ◆ Engine: Change oil and replace oil filter
- ◆ Hybrid components: Perform a visual inspection of high-voltage components and the lines in the engine compartment and the rear of the vehicle for damage
- ◆ Rear window: Check cleaning nozzle functionality (if applicable)
- ◆ Service interval display: Reset
- ◆ Service sticker: Enter the date of the next service on the service sticker and apply to the driver's side-door pillar
- ◆ Tires: Rotate front to rear



- ◆ Windshield washer, headlight cleaning system, and wiper blades: Check for damage and function. Check fluid level and add if necessary

2.1.8 Service at 80,000 miles

Service at 80,000 miles or one year after last service, whichever occurs first.

- ◆ AdBlue® fluid: Check and add if necessary (Passat 2.0L and Touareg 3.0L TDI engine only)
- ◆ Battery: Check (and second battery if applicable)
- ◆ Body: Visual inspection for corrosion
- ◆ Brakes: Inspect brake system and shock absorber for leaks and damage, check thickness of brake pads, brake disc condition front and rear. Look for contact pattern and corrosion of brake discs, and check brake fluid level subject to abrasion
- ◆ Convertible roof, CSC roof, and retractable hard top: Check for function and damage and clean and lubricate seals (if applicable)
- ◆ Convertible roof water drains: Check (Beetle Convertible only)
- ◆ Coolant level and frost protection: Check
- ◆ CV joints: Check for leaks and damage
- ◆ Door checks and mounting pins: Lubricate
- ◆ Dust and pollen filter: Replace (if applicable)
- ◆ Engine: Change oil and replace oil filter
- ◆ Engine and engine compartment components: Check (from above) for leaks and damage
- ◆ Engine and engine compartment components: Check (from below) for leaks and damage, check transmission, final drive, and drive shaft boots
- ◆ Exhaust system: Check for leaks, damage, and secure fittings
- ◆ Fuel filter: Replace (2.0L and 3.0L TDI engine only)
- ◆ Headlights: Check adjustment
- ◆ Hybrid components: Perform a visual inspection of high-voltage components and the lines in the engine compartment and the rear of the vehicle for damage
- ◆ Interior lighting and glove box lights, cigarette lighter/power outlets, horn, and all warning lamps: Check
- ◆ Lighting: Front and rear lights, luggage compartment lighting, turn signals, and hazard warning lights: Check
- ◆ Power steering: Check oil level
- ◆ Rear window: Check cleaning nozzle functionality (if applicable)
- ◆ Ribbed belt: Check condition (if applicable)
- ◆ Service interval display: Reset
- ◆ Service sticker: Enter the date of the next service on the service sticker and apply to the driver's side-door pillar
- ◆ Spark plugs: Replace (2.0L MPI, 2.5L, and Jetta Hybrid engines only)
- ◆ Sunroof and Panoramic sunroof: Check, clean, and lubricate (if applicable)



- ◆ Sunroof: Open sunroof and check front and rear water drains and clean if necessary (if applicable)
- ◆ Test drive: Check braking, kickdown, steering, electrical, heating and ventilation systems, air conditioning, handling, and parking brake
- ◆ Tie rod ends: Check for excessive play and looseness, check boots
- ◆ Timing belt: Check and replace if necessary (2.0L MPI only) If replaced at 60,000 miles, check every 60,000 miles after. If not replaced at 60,000 miles, check every 20,000 miles until replaced, then every 60,000 miles
- ◆ Tires: Check tread depth, condition, wear pattern, and pressure of all tires (including spare)
- ◆ Tires: Rotate front to rear
- ◆ Transmission: DSG (non Automatic): Change fluid and filter
- ◆ Underbody: Inspect under seal, underbody trims, pipe placing, and plug for damage
- ◆ Windshield washer, headlight cleaning system, and wiper blades: Check for damage and function. Check fluid level and add if necessary

2.1.9 Service at 90,000 miles

Service at 90,000 miles or one year after last service, whichever occurs first.

- ◆ AdBlue® fluid: Check and add if necessary (Passat 2.0L and Touareg 3.0L TDI engine only)
- ◆ Brake pads: Check thickness and brake disc condition. Look for contact pattern and corrosion of brake discs (front and rear)
- ◆ Engine: Change oil and replace oil filter
- ◆ Hybrid components: Perform a visual inspection of high-voltage components and the lines in the engine compartment and the rear of the vehicle for damage
- ◆ Rear window: Check cleaning nozzle functionality (if applicable)
- ◆ Service interval display: Reset
- ◆ Service sticker: Enter the date of the next service on the service sticker and apply to the driver's side-door pillar
- ◆ Tires: Rotate front to rear
- ◆ Windshield washer, headlight cleaning system, and wiper blades: Check for damage and function. Check fluid level and add if necessary

2.1.10 Service at 100,000 miles

Service at 100,000 miles or one year after last service, whichever occurs first.

- ◆ AdBlue® fluid: Check and add if necessary (Passat 2.0L and Touareg 3.0L TDI engine only)
- ◆ Battery: Check (and second battery if applicable)
- ◆ Brakes: Inspect brake system and shock absorber for leaks and damage, check thickness of brake pads, brake disc condition front and rear. Look for contact pattern and corrosion of brake discs, and check brake fluid level subject to abrasion
- ◆ Dust and pollen filter: Replace (if applicable)



- ◆ Engine: Change oil and replace oil filter
- ◆ Fuel filter: Replace (2.0L and 3.0L TDI engine only)
- ◆ Hybrid components: Perform a visual inspection of high-voltage components and the lines in the engine compartment and the rear of the vehicle for damage
- ◆ Rear window: Check cleaning nozzle functionality (if applicable)
- ◆ Ribbed belt for supercharger: Replace (Touareg Hybrid only)
- ◆ Service interval display: Reset
- ◆ Service sticker: Enter the date of the next service on the service sticker and apply to the driver's side-door pillar
- ◆ Sunroof: Open sunroof and check front water drains and clean if necessary (Touareg only)
- ◆ Timing belt: Check and replace if necessary (2.0L MPI only) If replaced at 60,000 miles, check every 60,000 miles after. If not replaced at 60,000 miles, check every 20,000 miles until replaced, then every 60,000 miles
- ◆ Tires: Check tread depth, condition, wear pattern, and pressure of all tires (including spare)
- ◆ Tires: Rotate front to rear
- ◆ Transmission: Automatic (non DSG): Change fluid (1.8T, 2.0L MPI and 2.5L only)
- ◆ Windshield washer, headlight cleaning system, and wiper blades: Check for damage and function. Check fluid level and add if necessary

2.1.11 Service at 110,000 miles

Service at 110,000 miles or one year after last service, whichever occurs first.

- ◆ AdBlue® fluid: Check and add if necessary (Passat 2.0L and Touareg 3.0L TDI engine only)
- ◆ Brake pads: Check thickness and brake disc condition. Look for contact pattern and corrosion of brake discs (front and rear)
- ◆ Engine: Change oil and replace oil filter
- ◆ Hybrid components: Perform a visual inspection of high-voltage components and the lines in the engine compartment and the rear of the vehicle for damage
- ◆ Rear window: Check cleaning nozzle functionality (if applicable)
- ◆ Service interval display: Reset
- ◆ Service sticker: Enter the date of the next service on the service sticker and apply to the driver's side-door pillar
- ◆ Tires: Rotate front to rear
- ◆ Windshield washer, headlight cleaning system, and wiper blades: Check for damage and function. Check fluid level and add if necessary

2.1.12 Service at 120,000 miles

Service at 120,000 miles or one year after last service, whichever occurs first.

- ◆ AdBlue® fluid: Check and add if necessary (Passat 2.0L and Touareg 3.0L TDI engine only)



- ◆ Air filter element and snow screen: Replace element and clean screen and housing (if applicable)
- ◆ Battery: Check (and second battery if applicable)
- ◆ Body: Visual inspection for corrosion
- ◆ Brakes: Inspect brake system and shock absorber for leaks and damage, check thickness of brake pads, brake disc condition front and rear. Look for contact pattern and corrosion of brake discs, and check brake fluid level subject to abrasion
- ◆ Convertible roof, CSC roof, and retractable hard top: Check for function and damage and clean and lubricate seals (if applicable)
- ◆ Convertible roof water drains: Check (Beetle Convertible only)
- ◆ Coolant level and frost protection: Check
- ◆ CV joints: Check for leaks and damage
- ◆ Diesel Particulate Filter: Perform after the first 120,000 miles or 120,000 miles after a Diesel Particulate Filter (DPF) replacement: Check ash loading according to manufacturer work procedure; Replace if necessary. NOTE: If DPF replacement is not necessary, perform check every 20,000 miles thereafter until replacement becomes necessary. (2.0L and 3.0L TDI engine only)
- ◆ Door checks and mounting pins: Lubricate
- ◆ Dust and pollen filter: Replace (if applicable)
- ◆ Engine: Change oil and replace oil filter
- ◆ Engine and engine compartment components: Check (from above) for leaks and damage
- ◆ Engine and engine compartment components: Check (from below) for leaks and damage, check transmission, final drive, and drive shaft boots
- ◆ Exhaust system: Check for leaks, damage, and secure fittings
- ◆ Fuel filter: Replace (2.0L and 3.0L TDI engine only)
- ◆ Headlights: Check adjustment
- ◆ Hybrid components: Perform a visual inspection of high-voltage components and the lines in the engine compartment and the rear of the vehicle for damage
- ◆ Interior lighting and glove box lights, cigarette lighter/power outlets, horn, and all warning lamps: Check
- ◆ Lighting: Front and rear lights, luggage compartment lighting, turn signals, and hazard warning lights: Check
- ◆ Power steering: Check oil level
- ◆ Rear window: Check cleaning nozzle functionality (if applicable)
- ◆ Ribbed belt: Check condition (if applicable)
- ◆ Service interval display: Reset
- ◆ Service sticker: Enter the date of the next service on the service sticker and apply to the driver's side-door pillar
- ◆ Spark plugs: Replace (All engines except TDI)
- ◆ Sunroof and Panoramic sunroof: Check, clean, and lubricate (if applicable)



- ◆ Sunroof: Open sunroof and check front and rear water drains and clean if necessary (if applicable)
- ◆ Test drive: Check braking, kickdown, steering, electrical, heating and ventilation systems, air conditioning, handling, and parking brake
- ◆ Tie rod ends: Check for excessive play and looseness, check boots
- ◆ Timing belt: Check and replace if necessary (2.0L MPI only) If replaced at 60,000 miles, check every 60,000 miles after. If not replaced at 60,000 miles, check every 20,000 miles until replaced, then every 60,000 miles
- ◆ Tires: Check tread depth, condition, wear pattern, and pressure of all tires (including spare)
- ◆ Tires: Rotate front to rear
- ◆ Transmission: DSG (non Automatic): Change fluid and filter
- ◆ Underbody: Inspect under seal, underbody trims, pipe placing, and plug for damage
- ◆ Windshield washer, headlight cleaning system, and wiper blades: Check for damage and function. Check fluid level and add if necessary

2.1.13 Service at 130,000 miles

Service at 130,000 miles or one year after last service, whichever occurs first.

- ◆ AdBlue® fluid: Check and add if necessary (Passat 2.0L and Touareg 3.0L TDI engine only)
- ◆ Brake pads: Check thickness and brake disc condition. Look for contact pattern and corrosion of brake discs (front and rear)
- ◆ Engine: Change oil and replace oil filter
- ◆ Hybrid components: Perform a visual inspection of high-voltage components and the lines in the engine compartment and the rear of the vehicle for damage
- ◆ Rear window: Check cleaning nozzle functionality (if applicable)
- ◆ Service interval display: Reset
- ◆ Service sticker: Enter the date of the next service on the service sticker and apply to the driver's side-door pillar
- ◆ Timing belt: Replace (2.0L TDI engine only)
- ◆ Tires: Rotate front to rear
- ◆ Windshield washer, headlight cleaning system, and wiper blades: Check for damage and function. Check fluid level and add if necessary

2.1.14 Service at 140,000 miles

Service at 140,000 miles or one year after last service, whichever occurs first

- ◆ AdBlue® fluid: Check and add if necessary (Passat 2.0L and Touareg 3.0L TDI engine only)
- ◆ Battery: Check (and second battery if applicable)
- ◆ Brakes: Inspect brake system and shock absorber for leaks and damage, check thickness of brake pads, brake disc condition front and rear. Look for contact pattern and corrosion of brake discs, and check brake fluid level subject to abrasion



- ◆ Dust and pollen filter: Replace (if applicable)
- ◆ Engine: Change oil and replace oil filter
- ◆ Hybrid components: Perform a visual inspection of high-voltage components and the lines in the engine compartment and the rear of the vehicle for damage
- ◆ Rear window: Check cleaning nozzle functionality (if applicable)
- ◆ Service interval display: Reset
- ◆ Service sticker: Enter the date of the next service on the service sticker and apply to the driver's side-door pillar
- ◆ Timing belt: Check and replace if necessary (2.0L MPI only) If replaced at 60,000 miles, check every 60,000 miles after. If not replaced at 60,000 miles, check every 20,000 miles until replaced, then every 60,000 miles
- ◆ Tires: Check tread depth, condition, wear pattern, and pressure of all tires (including spare)
- ◆ Tires: Rotate front to rear
- ◆ Windshield washer, headlight cleaning system, and wiper blades: Check for damage and function. Check fluid level and add if necessary

2.1.15 Service at 150,000 miles

Service at 150,000 miles or one year after last service, whichever occurs first

- ◆ AdBlue® fluid: Check and add if necessary (Passat 2.0L and Touareg 3.0L TDI engine only)
- ◆ Brake pads: Check thickness and brake disc condition. Look for contact pattern and corrosion of brake discs (front and rear)
- ◆ Engine: Change oil and replace oil filter
- ◆ Hybrid components: Perform a visual inspection of high-voltage components and the lines in the engine compartment and the rear of the vehicle for damage
- ◆ Rear window: Check cleaning nozzle functionality (if applicable)
- ◆ Ribbed belt for supercharger: Replace (Touareg Hybrid only)
- ◆ Service interval display: Reset
- ◆ Service sticker: Enter the date of the next service on the service sticker and apply to the driver's side-door pillar
- ◆ Timing belt: Check (if replacement is not necessary, perform check every 20,000 miles after until replacement is necessary) (Jetta Hybrid engine only)
- ◆ Timing belt for coolant pump: Check (if replacement is not necessary, perform check every 20,000 miles after until replacement is necessary) (Jetta Hybrid engine only)
- ◆ Tires: Rotate front to rear
- ◆ Windshield washer, headlight cleaning system, and wiper blades: Check for damage and function. Check fluid level and add if necessary

2.1.16 Time-Dependent Maintenance Items

Every 1 year:

Perform visual check of airbag system.



Every 2 years:

- ◆ Convertible roof: Check latch (if applicable)
- ◆ Dust and pollen filter: Replace (if applicable)
- ◆ Tire filler bottle in the tire mobility set: Check (observe expiration date)

At the 3 year mark, then every 2 years regardless of miles driven:

- ◆ Brake fluid and clutch unit: Replace fluid.

Every 3 years:

- ◆ Haldex clutch: Change oil (Tiguan 2.0T and CC 3.6L 4MOTION® only)

Every 4 years regardless of miles driven:

- ◆ AdBlue® fluid: Change fluid if the mileage is under 15.000 kilometres (Passat 2.0L and Touareg 3.0L TDI engine only)
- ◆ Spark plugs: Replace (2.0L MPI and Jetta Hybrid only)
- ◆ Tire filler bottle in the tire mobility set: Replace (observe expiration date)

Every 6 years regardless of miles driven:

- ◆ Air filter element and snow screen: Replace element and clean screen and housing (if mileage is under 60,000 miles) (if applicable)
- ◆ Spark plugs: Replace (All engines except 2.0L MPI, Jetta Hybrid, and TDI)

2.1.17 Brake Fluid Replacement

- ◆ The brake fluid must be replaced every 3 years regardless of mileage, and every 2 years thereafter regardless of mileage driven.

Edition 6/09/2014JY



2.2 MY 2014 Maintenance Intervals (Touareg Only) - USA

⇒ [“2.2.1 Service at 10,000 miles \(Included in the Volkswagen Carefree Maintenance Program\)”, page 48](#)

⇒ [“2.2.2 Service at 20,000 miles \(Included in the Volkswagen Carefree Maintenance Program\)”, page 48](#)

⇒ [“2.2.3 Service at 30,000 miles”, page 49](#)

⇒ [“2.2.4 Service at 40,000 miles”, page 49](#)

⇒ [“2.2.5 Service at 50,000 miles”, page 51](#)

⇒ [“2.2.6 Service at 60,000 miles”, page 51](#)

⇒ [“2.2.7 Service at 70,000 miles”, page 52](#)

⇒ [“2.2.8 Service at 80,000 miles”, page 52](#)

⇒ [“2.2.9 Service at 90,000 miles”, page 53](#)

⇒ [“2.2.10 Service at 100,000 miles”, page 54](#)

⇒ [“2.2.11 Service at 110,000 miles”, page 54](#)

⇒ [“2.2.12 Service at 120,000 miles”, page 55](#)

⇒ [“2.2.13 Time-Dependent Maintenance Items”, page 56](#)

⇒ [“2.2.14 Brake Fluid Replacement”, page 56](#)

2.2.1 Service at 10,000 miles (Included in the Volkswagen Carefree Maintenance Program)

Service at 10,000 miles or one year from vehicle in-service date, whichever occurs first.

- ◆ AdBlue® Fluid: Check and add if necessary (3.0L TDI engine only)
- ◆ Brake pads: Check thickness and brake disc condition. Look for contact pattern and corrosion of brake discs (front and rear)
- ◆ Engine: Change oil and replace oil filter
- ◆ Hybrid components: Perform a visual inspection of high-voltage components and the lines in the engine compartment and the rear of the vehicle for damage
- ◆ Rear window: Check cleaning nozzle functionality (if applicable)
- ◆ Service interval display: Reset
- ◆ Service sticker: Enter the date of the next service on the service sticker and apply to the driver's side door pillar
- ◆ Tires: Rotate front to rear
- ◆ Windshield washer, headlight cleaning system, and wiper blades: Check for damage and function, Check fluid level and add if necessary

2.2.2 Service at 20,000 miles (Included in the Volkswagen Carefree Maintenance Program)

Service at 20,000 miles or one year after last service, whichever occurs first.



- ◆ AdBlue® Fluid: Check and add if necessary (3.0L TDI engine only)
- ◆ Battery: Check (and second battery if applicable)
- ◆ Brakes: Inspect brake system and shock absorber for leaks and damage, check thickness of brake pads, brake disc condition front and rear. Look for contact pattern and corrosion of brake discs, and check brake fluid level subject to abrasion
- ◆ Dust and pollen filter: Replace (if applicable)
- ◆ Engine: Change oil and replace oil filter
- ◆ Fuel filter: Replace (3.0L TDI engine only)
- ◆ Hybrid components: Perform a visual inspection of high-voltage components and the lines in the engine compartment and the rear of the vehicle for damage
- ◆ Rear window: Check cleaning nozzle functionality (if applicable)
- ◆ Service interval display: Reset
- ◆ Service sticker: Enter the date of the next service on the service sticker and apply to the driver's side door pillar
- ◆ Sunroof: Open sunroof and check front and rear water drains and clean if necessary (if applicable)
- ◆ Tires: Check tread depth, condition, wear pattern, and pressure of all tires (including spare)
- ◆ Tires: Rotate front to rear
- ◆ Windshield washer, headlight cleaning system, and wiper blades: Check for damage and function, Check fluid level and add if necessary

2.2.3 Service at 30,000 miles

Service at 30,000 miles or one year after last service, whichever occurs first.

- ◆ AdBlue® Fluid: Check and add if necessary (3.0L TDI engine only)
- ◆ Brake pads: Check thickness and brake disc condition. Look for contact pattern and corrosion of brake discs (front and rear)
- ◆ Engine: Change oil and replace oil filter
- ◆ Hybrid components: Perform a visual inspection of high-voltage components and the lines in the engine compartment and the rear of the vehicle for damage
- ◆ Rear window: Check cleaning nozzle functionality (if applicable)
- ◆ Service interval display: Reset
- ◆ Service sticker: Enter the date of the next service on the service sticker and apply to the driver's side door pillar
- ◆ Tires: Rotate front to rear
- ◆ Windshield washer, headlight cleaning system, and wiper blades: Check for damage and function, Check fluid level and add if necessary

2.2.4 Service at 40,000 miles

Service at 40,000 miles or one year after last service, whichever occurs first.



- ◆ AdBlue® Fluid: Check and add if necessary (3.0L TDI engine only)
- ◆ Battery: Check (and second battery if applicable)
- ◆ Body: Visual inspection for corrosion
- ◆ Brakes: Inspect brake system and shock absorber for leaks and damage, check thickness of brake pads, brake disc condition front and rear. Look for contact pattern and corrosion of brake discs, and check brake fluid level subject to abrasion
- ◆ Coolant level and frost protection: Check
- ◆ CV joints: Check for leaks and damage
- ◆ Door checks and mounting pins: Lubricate
- ◆ Dust and pollen filter: Replace (if applicable)
- ◆ Engine: Change oil and replace oil filter
- ◆ Engine and engine compartment components: Check (from above) for leaks and damage
- ◆ Engine and engine compartment components: Check (from below) for leaks and damage, check transmission, final drive, and drive shaft boots
- ◆ Exhaust system: Check for leaks, damage, and secure fittings
- ◆ Fuel filter: Replace (3.0L TDI engine only)
- ◆ Headlights: Check adjustment
- ◆ Hybrid components: Perform a visual inspection of high-voltage components and the lines in the engine compartment and the rear of the vehicle for damage
- ◆ Interior lighting and glove box lights, cigarette lighter/power outlets, horn, and all warning lamps: Check
- ◆ Lighting: Front and rear lights, luggage compartment lighting, turn signals, and hazard warning lights: Check
- ◆ Power steering: Check oil level
- ◆ Rear window: Check cleaning nozzle functionality (if applicable)
- ◆ Ribbed belt: Check condition
- ◆ Service interval display: Reset
- ◆ Service sticker: Enter the date of the next service on the service sticker and apply to the driver's side door pillar
- ◆ Sunroof and Panoramic sunroof: Check, clean, and lubricate (if applicable)
- ◆ Sunroof: Open sunroof and check front and rear water drains and clean if necessary (if applicable)
- ◆ Test drive: Check braking, kickdown, steering, electrical, heating and ventilation systems, air conditioning, handling, and parking brake
- ◆ Tie rod ends: Check for excessive play and looseness, check boots
- ◆ Tires: Check tread depth, condition, wear pattern, and pressure of all tires (including spare)
- ◆ Tires: Rotate front to rear
- ◆ Underbody: Inspect under seal, underbody trims, pipe placing, and plug for damage



- ◆ Windshield washer, headlight cleaning system, and wiper blades: Check for damage and function, Check fluid level and add if necessary

2.2.5 Service at 50,000 miles

Service at 50,000 miles or one year after last service, whichever occurs first.

- ◆ AdBlue® Fluid: Check and add if necessary (3.0L TDI engine only)
- ◆ Brake pads: Check thickness and brake disc condition. Look for contact pattern and corrosion of brake discs (front and rear)
- ◆ Engine: Change oil and replace oil filter
- ◆ Hybrid components: Perform a visual inspection of high-voltage components and the lines in the engine compartment and the rear of the vehicle for damage
- ◆ Rear window: Check cleaning nozzle functionality (if applicable)
- ◆ Ribbed belt for supercharger: Replace (Hybrid only)
- ◆ Service interval display: Reset
- ◆ Service sticker: Enter the date of the next service on the service sticker and apply to the driver's side door pillar
- ◆ Tires: Rotate front to rear
- ◆ Windshield washer, headlight cleaning system, and wiper blades: Check for damage and function, Check fluid level and add if necessary

2.2.6 Service at 60,000 miles

Service at 60,000 miles or one year after last service, whichever occurs first.

- ◆ AdBlue® Fluid: Check and add if necessary (3.0L TDI engine only)
- ◆ Air filter element and snow screen: Replace element and clean screen and housing (if applicable)
- ◆ Battery: Check (and second battery if applicable)
- ◆ Brakes: Inspect brake system and shock absorber for leaks and damage, check thickness of brake pads, brake disc condition front and rear. Look for contact pattern and corrosion of brake discs, and check brake fluid level subject to abrasion
- ◆ Dust and pollen filter: Replace (if applicable)
- ◆ Engine: Change oil and replace oil filter
- ◆ Fuel filter: Replace (3.0L TDI engine only)
- ◆ Hybrid components: Perform a visual inspection of high-voltage components and the lines in the engine compartment and the rear of the vehicle for damage
- ◆ Rear window: Check cleaning nozzle functionality (if applicable)
- ◆ Service interval display: Reset
- ◆ Service sticker: Enter the date of the next service on the service sticker and apply to the driver's side door pillar
- ◆ Spark plugs: Replace (all engines except TDI)



- ◆ Sunroof: Open sunroof and check front water drains and clean if necessary (if applicable)
- ◆ Tires: Check tread depth, condition, wear pattern, and pressure of all tires (including spare)
- ◆ Tires: Rotate front to rear
- ◆ Windshield washer, headlight cleaning system, and wiper blades: Check for damage and function, Check fluid level and add if necessary

2.2.7 Service at 70,000 miles

Service at 70,000 miles or one year after last service, whichever occurs first.

- ◆ AdBlue® Fluid: Check and add if necessary (3.0L TDI engine only)
- ◆ Brake pads: Check thickness and brake disc condition. Look for contact pattern and corrosion of brake discs (front and rear)
- ◆ Engine: Change oil and replace oil filter
- ◆ Hybrid components: Perform a visual inspection of high-voltage components and the lines in the engine compartment and the rear of the vehicle for damage
- ◆ Rear window: Check cleaning nozzle functionality (if applicable)
- ◆ Service interval display: Reset
- ◆ Service sticker: Enter the date of the next service on the service sticker and apply to the driver's side door pillar
- ◆ Tires: Rotate front to rear
- ◆ Windshield washer, headlight cleaning system, and wiper blades: Check for damage and function, Check fluid level and add if necessary

2.2.8 Service at 80,000 miles

Service at 80,000 miles or one year after last service, whichever occurs first.

- ◆ AdBlue® Fluid: Check and add if necessary (3.0L TDI engine only)
- ◆ Battery: Check (and second battery if applicable)
- ◆ Body: Visual inspection for corrosion
- ◆ Brakes: Inspect brake system and shock absorber for leaks and damage, check thickness of brake pads, brake disc condition front and rear. Look for contact pattern and corrosion of brake discs, and check brake fluid level subject to abrasion
- ◆ Coolant level and frost protection: Check
- ◆ CV joints: Check for leaks and damage
- ◆ Door checks and mounting pins: Lubricate
- ◆ Dust and pollen filter: Replace (if applicable)
- ◆ Engine: Change oil and replace oil filter
- ◆ Engine and engine compartment components: Check (from above) for leaks and damage
- ◆ Engine and engine compartment components: Check (from below) for leaks and damage, check transmission, final drive, and drive shaft boots



- ◆ Exhaust system: Check for leaks, damage, and secure fittings
- ◆ Fuel filter: Replace (3.0L TDI engine only)
- ◆ Headlights: Check adjustment
- ◆ Hybrid components: Perform a visual inspection of high-voltage components and the lines in the engine compartment and the rear of the vehicle for damage
- ◆ Interior lighting and glove box lights, cigarette lighter/power outlets, horn, and all warning lamps: Check
- ◆ Lighting: Front and rear lights, luggage compartment lighting, turn signals, and hazard warning lights: Check
- ◆ Power steering: Check oil level
- ◆ Rear window: Check cleaning nozzle functionality (if applicable)
- ◆ Ribbed belt: Check condition
- ◆ Service interval display: Reset
- ◆ Service sticker: Enter the date of the next service on the service sticker and apply to the driver's side door pillar
- ◆ Sunroof and Panoramic sunroof: Check, clean, and lubricate (if applicable)
- ◆ Sunroof: Open sunroof and check front and rear water drains and clean if necessary (if applicable)
- ◆ Test drive: Check braking, kickdown, steering, electrical, heating and ventilation systems, air conditioning, handling, and parking brake
- ◆ Tie rod ends: Check for excessive play and looseness, check boots
- ◆ Tires: Check tread depth, condition, wear pattern, and pressure of all tires (including spare)
- ◆ Tires: Rotate front to rear
- ◆ Underbody: Inspect under seal, underbody trims, pipe placing, and plug for damage
- ◆ Windshield washer, headlight cleaning system, and wiper blades: Check for damage and function, Check fluid level and add if necessary

2.2.9 Service at 90,000 miles

Service at 90,000 miles or one year after last service, whichever occurs first.

- ◆ AdBlue® Fluid: Check and add if necessary (3.0L TDI engine only)
- ◆ Brake pads: Check thickness and brake disc condition. Look for contact pattern and corrosion of brake discs (front and rear)
- ◆ Engine: Change oil and replace oil filter
- ◆ Hybrid components: Perform a visual inspection of high-voltage components and the lines in the engine compartment and the rear of the vehicle for damage
- ◆ Rear window: Check cleaning nozzle functionality (if applicable)
- ◆ Service interval display: Reset
- ◆ Service sticker: Enter the date of the next service on the service sticker and apply to the driver's side door pillar



- ◆ Tires: Rotate front to rear
- ◆ Windshield washer, headlight cleaning system, and wiper blades: Check for damage and function, Check fluid level and add if necessary

2.2.10 Service at 100,000 miles

Service at 100,000 miles or one year after last service, whichever occurs first.

- ◆ AdBlue® Fluid: Check and add if necessary (3.0L TDI engine only)
- ◆ Battery: Check (and second battery if applicable)
- ◆ Brakes: Inspect brake system and shock absorber for leaks and damage, check thickness of brake pads, brake disc condition front and rear. Look for contact pattern and corrosion of brake discs, and check brake fluid level subject to abrasion
- ◆ Dust and pollen filter: Replace (if applicable)
- ◆ Engine: Change oil and replace oil filter
- ◆ Fuel filter: Replace (3.0L TDI engine only)
- ◆ Hybrid components: Perform a visual inspection of high-voltage components and the lines in the engine compartment and the rear of the vehicle for damage
- ◆ Rear window: Check cleaning nozzle functionality (if applicable)
- ◆ Ribbed belt for supercharger: Replace (Hybrid only)
- ◆ Service interval display: Reset
- ◆ Service sticker: Enter the date of the next service on the service sticker and apply to the driver's side door pillar
- ◆ Sunroof: Open sunroof and check front and rear water drains and clean if necessary (if applicable)
- ◆ Tires: Check tread depth, condition, wear pattern, and pressure of all tires (including spare)
- ◆ Tires: Rotate front to rear
- ◆ Windshield washer, headlight cleaning system, and wiper blades: Check for damage and function, Check fluid level and add if necessary

2.2.11 Service at 110,000 miles

Service at 110,000 miles or one year after last service, whichever occurs first.

- ◆ AdBlue® Fluid: Check and add if necessary (3.0L TDI engine only)
- ◆ Brake pads: Check thickness and brake disc condition. Look for contact pattern and corrosion of brake discs (front and rear)
- ◆ Engine: Change oil and replace oil filter
- ◆ Hybrid components: Perform a visual inspection of high-voltage components and the lines in the engine compartment and the rear of the vehicle for damage
- ◆ Rear window: Check cleaning nozzle functionality (if applicable)
- ◆ Service interval display: Reset



- ◆ Service sticker: Enter the date of the next service on the service sticker and apply to the driver's side door pillar
- ◆ Tires: Rotate front to rear
- ◆ Windshield washer, headlight cleaning system, and wiper blades: Check for damage and function, Check fluid level and add if necessary

2.2.12 Service at 120,000 miles

Service at 120,000 miles or one year after last service, whichever occurs first.

- ◆ AdBlue® Fluid: Check and add if necessary (3.0L TDI engine only)
- ◆ Air filter element and snow screen: Replace element and clean screen and housing (if applicable)
- ◆ Battery: Check (and second battery if applicable)
- ◆ Body: Visual inspection for corrosion
- ◆ Brakes: Inspect brake system and shock absorber for leaks and damage, check thickness of brake pads, brake disc condition front and rear. Look for contact pattern and corrosion of brake discs, and check brake fluid level subject to abrasion
- ◆ Coolant level and frost protection: Check
- ◆ CV joints: Check for leaks and damage
- ◆ Diesel Particulate Filter: Perform after the first 120,000 miles or 120,000 miles after a Diesel Particulate Filter (DPF) replacement: Check ash loading according to manufacturer work procedure; Replace if necessary. NOTE: If DPF replacement is not necessary, perform check every 20,000 miles thereafter until replacement becomes necessary. (3.0L TDI engine only)
- ◆ Door checks and mounting pins: Lubricate
- ◆ Dust and pollen filter: Replace (if applicable)
- ◆ Engine: Change oil and replace oil filter
- ◆ Engine and engine compartment components: Check (from above) for leaks and damage
- ◆ Engine and engine compartment components: Check (from below) for leaks and damage, check transmission, final drive, and drive shaft boots
- ◆ Exhaust system: Check for leaks, damage, and secure fittings
- ◆ Fuel filter: Replace (3.0L TDI engine only)
- ◆ Headlights: Check adjustment
- ◆ Hybrid components: Perform a visual inspection of high-voltage components and the lines in the engine compartment and the rear of the vehicle for damage
- ◆ Interior lighting and glove box lights, cigarette lighter/power outlets, horn, and all warning lamps: Check
- ◆ Lighting: Front and rear lights, luggage compartment lighting, turn signals, and hazard warning lights: Check
- ◆ Power steering: Check oil level
- ◆ Rear window: Check cleaning nozzle functionality (if applicable)
- ◆ Ribbed belt: Check condition



- ◆ Service interval display: Reset
- ◆ Service sticker: Enter the date of the next service on the service sticker and apply to the driver's side door pillar
- ◆ Spark plugs: Replace (All engines except TDI)
- ◆ Sunroof and Panoramic sunroof: Check, clean, and lubricate (if applicable)
- ◆ Sunroof: Open sunroof and check front and rear water drains and clean if necessary (if applicable)
- ◆ Test drive: Check braking, kickdown, steering, electrical, heating and ventilation systems, air conditioning, handling, and parking brake
- ◆ Tie rod ends: Check for excessive play and looseness, check boots
- ◆ Tires: Check tread depth, condition, wear pattern, and pressure of all tires (including spare)
- ◆ Tires: Rotate front to rear
- ◆ Underbody: Inspect under seal, underbody trims, pipe placing, and plug for damage
- ◆ Windshield washer, headlight cleaning system, and wiper blades: Check for damage and function, Check fluid level and add if necessary

2.2.13 Time-Dependent Maintenance Items

Every 1 year:

Perform visual check of airbag system.

Every 2 years:

- ◆ Dust and pollen filter: Replace (if applicable)
- ◆ Tire filler bottle in the tire mobility set: Check (observe expiration date)

At the 3 year mark, then every 2 years regardless of miles driven:

- ◆ Brake fluid: Replace fluid.

Every 4 years regardless of miles driven:

- ◆ AdBlue® fluid: Change fluid if the mileage is under 10,000 miles (3.0L TDI engine only)
- ◆ Tire filler bottle in the tire mobility set: Replace (observe expiration date)

Every 6 years regardless of miles driven:

- ◆ Air filter element and snow screen: Replace element and clean screen and housing (if mileage is under 60,000 miles) (if applicable)
- ◆ Spark plugs: Replace (all engines except TDI)

2.2.14 Brake Fluid Replacement

- ◆ The brake fluid must be replaced every 3 years regardless of mileage, and every 2 years thereafter regardless of mileage driven.



Edition 06062013

2.3 MY 2014 Maintenance Intervals (Only Jetta, Jetta GLI, Jetta Hybrid, The Beetle, The Beetle Convertible, and Golf Wagon) - Canada

⇒ ["2.3.1 Service at 15.000 kilometres", page 57](#)

⇒ ["2.3.2 Service at 30.000 kilometres", page 58](#)

⇒ ["2.3.3 Service at 45.000 kilometres", page 59](#)

⇒ ["2.3.4 Service at 60.000 kilometres", page 59](#)

⇒ ["2.3.5 Service at 75.000 kilometres", page 61](#)

⇒ ["2.3.6 Service at 90.000 kilometres", page 61](#)

⇒ ["2.3.7 Service at 105.000 kilometres", page 62](#)

⇒ ["2.3.8 Service at 120.000 kilometres", page 63](#)

⇒ ["2.3.9 Service at 135.000 kilometres", page 64](#)

⇒ ["2.3.10 Service at 150.000 kilometres", page 65](#)

⇒ ["2.3.11 Service at 165.000 kilometres", page 66](#)

⇒ ["2.3.12 Service at 180.000 kilometres", page 66](#)

⇒ ["2.3.13 Service at 195.000 kilometres", page 68](#)

⇒ ["2.3.14 Service at 210.000 kilometres", page 69](#)

⇒ ["2.3.15 Service at 225.000 kilometres", page 69](#)

⇒ ["2.3.16 Time-Dependent Maintenance Items", page 70](#)

⇒ ["2.3.17 Brake Fluid Replacement", page 71](#)

2.3.1 Service at 15.000 kilometres

Service at 15.000 kilometres or one year from vehicle in-service date, whichever occurs first

- ◆ AdBlue® fluid: Check and add if necessary (Passat 2.0L and Touareg 3.0L TDI engine only)
- ◆ Battery: Check (and second battery if applicable)
- ◆ Brake pads: Check thickness and brake disc condition. Look for contact pattern and corrosion of brake discs (front and rear)
- ◆ Coolant level and frost protection: Check.
- ◆ Engine: Change oil and replace oil filter.
- ◆ Engine and engine compartment components: Check (from above) for leaks and damage
- ◆ Engine and engine compartment components: Check (from below) for leaks and damage, check transmission, final drive and drive shaft boots
- ◆ Headlights: Check adjustment



- ◆ Hybrid components: Perform a visual inspection of high-voltage components and the lines in the engine compartment and the rear of the vehicle for damage
- ◆ Lighting: Front and rear lights, luggage compartment lighting, turn signals, hazard warning lights, daytime running lights, curve lighting, and automatic headlights: Check
- ◆ Rear window: Check cleaning nozzle functionality (if applicable)
- ◆ Service interval display: Reset
- ◆ Service sticker: Enter the date of the next service on the service sticker and apply to the driver's side-door pillar
- ◆ Tires: Rotate front to rear
- ◆ Visual inspection of windshield. Note damage if necessary.
- ◆ Windshield washer, headlight cleaning system, and wiper blades: Check for damage and function. Check fluid level and add if necessary

2.3.2 Service at 30.000 kilometres

Service at 30.000 kilometres or one year after last service, whichever occurs first.

- ◆ AdBlue® fluid: Check and add if necessary (Passat 2.0L and Touareg 3.0L TDI engine only)
- ◆ Battery: Check (and second battery if applicable)
- ◆ Brakes: Inspect brake system and shock absorber for leaks and damage, check thickness of brake pads, brake disc condition front and rear. Look for contact pattern and corrosion of brake discs, and check brake fluid level subject to abrasion
- ◆ Coolant level and frost protection: Check
- ◆ Dust and pollen filter: Replace (if applicable)
- ◆ Engine: Change oil and replace oil filter
- ◆ Engine and engine compartment components: Check (from above) for leaks and damage
- ◆ Engine and engine compartment components: Check (from below) for leaks and damage, check transmission, final drive and drive shaft boots
- ◆ Fuel filter: Replace (2.0L and 3.0L TDI engine only)
- ◆ Headlights: Check adjustment
- ◆ Hybrid components: Perform a visual inspection of high-voltage components and the lines in the engine compartment and the rear of the vehicle for damage
- ◆ Lighting: Front and rear lights, luggage compartment lighting, turn signals, hazard warning lights, daytime running lights, curve lighting, and automatic headlights: Check
- ◆ Rear window: Check cleaning nozzle functionality (if applicable)
- ◆ Service interval display: Reset
- ◆ Service sticker: Enter the date of the next service on the service sticker and apply to the driver's side-door pillar
- ◆ Sunroof: Open sunroof and check front water drains and clean if necessary (Touareg only)
- ◆ Tires: Check tread depth, condition, wear pattern, and pressure of all tires (including spare)



- ◆ Tires: Rotate front to rear
- ◆ Visual inspection of windshield. Note damage if necessary
- ◆ Windshield washer, headlight cleaning system, and wiper blades: Check for damage and function. Check fluid level and add if necessary

2.3.3 Service at 45.000 kilometres

Service at 45.000 kilometres or one year after last service, whichever occurs first.

- ◆ AdBlue® fluid: Check and add if necessary (Passat 2.0L and Touareg 3.0L TDI engine only)
- ◆ Battery: Check (and second battery if applicable)
- ◆ Brake pads: Check thickness and brake disc condition. Look for contact pattern and corrosion of brake discs (front and rear)
- ◆ Coolant level and frost protection: Check
- ◆ Engine: Change oil and replace oil filter
- ◆ Engine and engine compartment components: Check (from above) for leaks and damage
- ◆ Engine and engine compartment components: Check (from below) for leaks and damage, check transmission, final drive and drive shaft boots
- ◆ Headlights: Check adjustment
- ◆ Hybrid components: Perform a visual inspection of high-voltage components and the lines in the engine compartment and the rear of the vehicle for damage
- ◆ Lighting: Front and rear lights, luggage compartment lighting, turn signals, hazard warning lights, daytime running lights, curve lighting, and automatic headlights: Check
- ◆ Rear window: Check cleaning nozzle functionality (if applicable)
- ◆ Service interval display: Reset
- ◆ Service sticker: Enter the date of the next service on the service sticker and apply to the driver's side-door pillar
- ◆ Tires: Rotate front to rear
- ◆ Visual inspection of windshield. Note damage if necessary
- ◆ Windshield washer, headlight cleaning system, and wiper blades: Check for damage and function. Check fluid level and add if necessary

2.3.4 Service at 60.000 kilometres

Service at 60.000 kilometres or one year after last service, whichever occurs first.

- ◆ AdBlue® fluid: Check and add if necessary (Passat 2.0L and Touareg 3.0L TDI engine only)
- ◆ Battery: Check (and second battery if applicable)
- ◆ Body: Visual inspection for corrosion
- ◆ Brakes: Inspect brake system and shock absorber for leaks and damage, check thickness of brake pads, brake disc condition front and rear. Look for contact pattern and corrosion of brake discs, and check brake fluid level subject to abrasion
- ◆ Coolant level and frost protection: Check



- ◆ Convertible roof, CSC roof, and Retractable hard top: Check for function and damage and clean and lubricate seals (if applicable)
- ◆ Convertible roof water drains: Check (The Beetle Convertible only)
- ◆ CV joints: Check for leaks and damage
- ◆ Door checks and mounting pins: Lubricate
- ◆ Dust and pollen filter: Replace (if applicable)
- ◆ Engine: Change oil and replace oil filter
- ◆ Engine and engine compartment components: Check (from above) for leaks and damage
- ◆ Engine and engine compartment components: Check (from below) for leaks and damage, check transmission, final drive and drive shaft boots
- ◆ Exhaust system: Check for leaks, damage and secure fittings
- ◆ Fuel filter: Replace (2.0L TDI and 3.0L TDI engine only)
- ◆ Headlights: Check adjustment
- ◆ Hybrid components: Perform a visual inspection of high-voltage components and the lines in the engine compartment and the rear of the vehicle for damage
- ◆ Interior lighting and glove box lights, cigarette lighter/power outlets, horn, and all warning lamps: Check
- ◆ Lighting: Front and rear lights, luggage compartment lighting, turn signals, hazard warning lights, daytime running lights, curve lighting, and automatic headlights: Check
- ◆ Power steering: Check oil level
- ◆ Rear window: Check cleaning nozzle functionality (if applicable)
- ◆ Ribbed belt: Check condition (if applicable)
- ◆ Service interval display: Reset
- ◆ Service sticker: Enter the date of the next service on the service sticker and apply to the driver's side-door pillar
- ◆ Spark plugs: Replace (2.0L MPI, 2.5L, and Hybrid engines only)
- ◆ Sunroof and Panoramic sunroof: Check, clean, and lubricate (if applicable)
- ◆ Sunroof: Open sunroof and check front water drains and clean if necessary (if applicable)
- ◆ Test drive: Check braking, kickdown, steering, electrical, heating and ventilation systems, air conditioning, and handling
- ◆ Tie rod ends: Check for excessive play, check boots
- ◆ Tires: Check tread depth, condition, wear pattern, and pressure of all tires (including spare)
- ◆ Tires: Rotate front to rear
- ◆ Transmission: Automatic (non DSG): Check fluid (All models except Touareg, Tiguan, and CC 3.6L)
- ◆ Transmission: DSG (non Automatic): Change fluid and filter
- ◆ Underbody sealant: Inspect for damage
- ◆ Visual inspection of windshield. Note damage if necessary



- ◆ Windshield washer, headlight cleaning system, and wiper blades: Check for damage and function. Check fluid level and add if necessary

2.3.5 Service at 75.000 kilometres

Service at 75.000 kilometres or one year after last service, whichever occurs first.

- ◆ AdBlue® fluid: Check and add if necessary (Passat 2.0L and Touareg 3.0L TDI engine only)
- ◆ Battery: Check (and second battery if applicable)
- ◆ Brake pads: Check thickness and brake disc condition. Look for contact pattern and corrosion of brake discs (front and rear)
- ◆ Coolant level and frost protection: Check
- ◆ Engine: Change oil and replace oil filter
- ◆ Engine and engine compartment components: Check (from above) for leaks and damage
- ◆ Engine and engine compartment components: Check (from below) for leaks and damage, check transmission, final drive and drive shaft boots
- ◆ Headlights: Check adjustment
- ◆ Hybrid components: Perform a visual inspection of high-voltage components and the lines in the engine compartment and the rear of the vehicle for damage
- ◆ Lighting: Front and rear lights, luggage compartment lighting, turn signals, hazard warning lights, daytime running lights, curve lighting, and automatic headlights: Check
- ◆ Rear window: Check cleaning nozzle functionality (if applicable)
- ◆ Service interval display: Reset
- ◆ Service sticker: Enter the date of the next service on the service sticker and apply to the driver's side-door pillar
- ◆ Tires: Rotate front to rear
- ◆ Visual inspection of windshield. Note damage if necessary
- ◆ Windshield washer, headlight cleaning system, and wiper blades: Check for damage and function. Check fluid level and add if necessary

2.3.6 Service at 90.000 kilometres

Service at 90.000 kilometres or one year after last service, whichever occurs first.

- ◆ AdBlue® fluid: Check and add if necessary (Passat 2.0L and Touareg 3.0L TDI engine only)
- ◆ Air filter element and snow filter: Replace element and clean screen and housing (if applicable)
- ◆ Battery: Check (and second battery if applicable)
- ◆ Brakes: Inspect brake system and shock absorber for leaks and damage, check thickness of brake pads, brake disc condition front and rear. Look for contact pattern and corrosion of brake discs, and check brake fluid level subject to abrasion
- ◆ Coolant level and frost protection: Check
- ◆ Dust and pollen filter: Replace (if applicable)



- ◆ Engine: Change oil and replace oil filter
- ◆ Engine and engine compartment components: Check (from above) for leaks and damage
- ◆ Engine and engine compartment components: Check (from below) for leaks and damage, check transmission, final drive and drive shaft boots
- ◆ Fuel filter: Replace (2.0L and 3.0L TDI engine only)
- ◆ Headlights: Check adjustment
- ◆ Hybrid components: Perform a visual inspection of high-voltage components and the lines in the engine compartment and the rear of the vehicle for damage
- ◆ Lighting: Front and rear lights, luggage compartment lighting, turn signals, hazard warning lights, daytime running lights, curve lighting, and automatic headlights: Check
- ◆ Rear window: Check cleaning nozzle functionality (if applicable)
- ◆ Service interval display: Reset
- ◆ Service sticker: Enter the date of the next service on the service sticker and apply to the driver's side-door pillar
- ◆ Spark plugs: Replace (1.8T, 2.0T and 3.6L only)
- ◆ Sunroof: Open sunroof and check front water drains and clean if necessary (Touareg only)
- ◆ Timing belt: Check and replace if necessary (2.0L MPI only) If replaced at 90.000 kilometres, check every 90.000 kilometres after. If not replaced at 90.000 kilometres, check every 30.000 kilometres until replaced, then every 90.000 kilometres
- ◆ Tires: Check tread depth, condition, wear pattern, and pressure of all tires (including spare)
- ◆ Tires: Rotate front to rear
- ◆ Visual inspection of windshield. Note damage if necessary
- ◆ Windshield washer, headlight cleaning system, and wiper blades: Check for damage and function. Check fluid level and add if necessary

2.3.7 Service at 105.000 kilometres

Service at 105.000 kilometres or one year after last service, whichever occurs first.

- ◆ xxAdBlue® fluid: Check and add if necessary (Passat 2.0L and Touareg 3.0L TDI engine only)
- ◆ Battery: Check (and second battery if applicable)
- ◆ Brake pads: Check thickness and brake disc condition. Look for contact pattern and corrosion of brake discs (front and rear)
- ◆ Coolant level and frost protection: Check
- ◆ Engine: Change oil and replace oil filter
- ◆ Engine and engine compartment components: Check (from above) for leaks and damage
- ◆ Engine and engine compartment components: Check (from below) for leaks and damage, check transmission, final drive and drive shaft boots
- ◆ Headlights: Check adjustment



- ◆ Hybrid components: Perform a visual inspection of high-voltage components and the lines in the engine compartment and the rear of the vehicle for damage
- ◆ Lighting: Front and rear lights, luggage compartment lighting, turn signals, hazard warning lights, daytime running lights, curve lighting, and automatic headlights: Check
- ◆ Rear window: Check cleaning nozzle functionality (if applicable)
- ◆ Service interval display: Reset
- ◆ Service sticker: Enter the date of the next service on the service sticker and apply to the driver's side door pillar
- ◆ Tires: Rotate front to rear
- ◆ Visual inspection of windshield. Note damage if necessary
- ◆ Windshield washer, headlight cleaning system, and wiper blades: Check for damage and function. Check fluid level and add if necessary

2.3.8 Service at 120.000 kilometres

Service at 120.000 kilometres or one year after last service, whichever occurs first.

- ◆ AdBlue® fluid: Check and add if necessary (Passat 2.0L and Touareg 3.0L TDI engine only)
- ◆ Battery: Check (and second battery if applicable)
- ◆ Body: Visual inspection for corrosion
- ◆ Brakes: Inspect brake system and shock absorber for leaks and damage, check thickness of brake pads, brake disc condition front and rear. Look for contact pattern and corrosion of brake discs, and check brake fluid level subject to abrasion
- ◆ Convertible roof, CSC roof, and Retractable hard top: Check for function and damage and clean and lubricate seals (if applicable)
- ◆ Convertible roof water drains: Check (The Beetle Convertible only)
- ◆ Coolant level and frost protection: Check
- ◆ CV joints: Check for leaks and damage
- ◆ Door checks and mounting pins: Lubricate
- ◆ Dust and pollen filter: Replace (if applicable)
- ◆ Engine: Change oil and replace oil filter
- ◆ Engine and engine compartment components: Check (from above) for leaks and damage
- ◆ Engine and engine compartment components: Check (from below) for leaks and damage, check transmission, final drive and drive shaft boots
- ◆ Exhaust system: Check for leaks, damage and secure fittings
- ◆ Fuel filter: Replace (2.0L TDI and 3.0L TDI engine only)
- ◆ Headlights: Check adjustment
- ◆ Hybrid components: Perform a visual inspection of high-voltage components and the lines in the engine compartment and the rear of the vehicle for damage
- ◆ Interior lighting and glove box lights, cigarette lighter/power outlets, horn, and all warning lamps: Check



- ◆ Lighting: Front and rear lights, luggage compartment lighting, turn signals, hazard warning lights, daytime running lights, curve lighting, and automatic headlights: Check
- ◆ Power steering: Check oil level
- ◆ Rear window: Check cleaning nozzle functionality (if applicable)
- ◆ Ribbed belt: Check condition (if applicable)
- ◆ Service interval display: Reset
- ◆ Service sticker: Enter the date of the next service on the service sticker and apply to the driver's side-door pillar
- ◆ Spark plugs: Replace (2.0L MPI, 2.5L, and Hybrid engines only)
- ◆ Sunroof and Panoramic sunroof: Check, clean, and lubricate (if applicable)
- ◆ Sunroof: Open sunroof and check front water drains and clean if necessary (if applicable)
- ◆ Test drive: Check braking, kickdown, steering, electrical, heating and ventilation systems, air conditioning, and handling
- ◆ Tie rod ends: Check for excessive play, check boots
- ◆ Timing belt: Check and replace if necessary (2.0L MPI only) If replaced at 90.000 kilometres, check every 90.000 kilometres after. If not replaced at 90.000 kilometres, check every 30.000 kilometres until replaced, then every 90.000 kilometres
- ◆ Tires: Check tread depth, condition, wear pattern, and pressure of all tires (including spare)
- ◆ Tires: Rotate front to rear
- ◆ Transmission: Automatic (non DSG): Check fluid (All models except Touareg, Tiguan, and CC 3.6L)
- ◆ Transmission: DSG (non Automatic): Change fluid and filter
- ◆ Underbody sealant: Inspect for damage
- ◆ Visual inspection of windshield. Note damage if necessary
- ◆ Windshield washer, headlight cleaning system, and wiper blades: Check for damage and function. Check fluid level and add if necessary

2.3.9 Service at 135.000 kilometres

Service at 135.000 kilometres or one year after last service, whichever occurs first.



- ◆ AdBlue® fluid: Check and add if necessary (Passat 2.0L and Touareg 3.0L TDI engine only)
- ◆ Battery: Check (and second battery if applicable)
- ◆ Brake pads: Check thickness and brake disc condition. Look for contact pattern and corrosion of brake discs (front and rear)
- ◆ Coolant level and frost protection: Check
- ◆ Engine: Change oil and replace oil filter
- ◆ Engine and engine compartment components: Check (from above) for leaks and damage
- ◆ Engine and engine compartment components: Check (from below) for leaks and damage, check transmission, final drive and drive shaft boots



- ◆ Headlights: Check adjustment
- ◆ Hybrid components: Perform a visual inspection of high-voltage components and the lines in the engine compartment and the rear of the vehicle for damage
- ◆ Lighting: Front and rear lights, luggage compartment lighting, turn signals, hazard warning lights, daytime running lights, curve lighting, and automatic headlights: Check
- ◆ Rear window: Check cleaning nozzle functionality (if applicable)
- ◆ Service interval display: Reset
- ◆ Service sticker: Enter the date of the next service on the service sticker and apply to the driver's side-door pillar
- ◆ Tires: Rotate front to rear
- ◆ Visual inspection of windshield. Note damage if necessary
- ◆ Windshield washer, headlight cleaning system, and wiper blades: Check for damage and function. Check fluid level and add if necessary

2.3.10 Service at 150.000 kilometres

Service at 150.000 kilometres or one year after last service, whichever occurs first.

- ◆ xxxAdBlue® fluid: Check and add if necessary (Passat 2.0L and Touareg 3.0L TDI engine only)
- ◆ Battery: Check (and second battery if applicable)
- ◆ Brakes: Inspect brake system and shock absorber for leaks and damage, check thickness of brake pads, brake disc condition front and rear. Look for contact pattern and corrosion of brake discs, and check brake fluid level subject to abrasion
- ◆ Coolant level and frost protection: Check
- ◆ Dust and pollen filter: Replace (if applicable)
- ◆ Engine: Change oil and replace oil filter
- ◆ Engine and engine compartment components: Check (from above) for leaks and damage
- ◆ Engine and engine compartment components: Check (from below) for leaks and damage, check transmission, final drive and drive shaft boots
- ◆ Fuel filter: Replace (2.0L and 3.0L TDI engine only)
- ◆ Headlights: Check adjustment
- ◆ Hybrid components: Perform a visual inspection of high-voltage components and the lines in the engine compartment and the rear of the vehicle for damage
- ◆ Lighting: Front and rear lights, luggage compartment lighting, turn signals, hazard warning lights, daytime running lights, curve lighting, and automatic headlights: Check
- ◆ Rear window: Check cleaning nozzle functionality (if applicable)
- ◆ Service interval display: Reset
- ◆ Service sticker: Enter the date of the next service on the service sticker and apply to the driver's side-door pillar
- ◆ Sunroof: Open sunroof and check front water drains and clean if necessary (Touareg only)



- ♦ Timing belt: Check and replace if necessary (2.0L MPI only) If replaced at 90.000 kilometres, check every 90.000 kilometres after. If not replaced at 90.000 kilometres, check every 30.000 kilometres until replaced, then every 90.000 kilometres
- ♦ Tires: Check tread depth, condition, wear pattern, and pressure of all tires (including spare)
- ♦ Tires: Rotate front to rear
- ♦ Visual inspection of windshield. Note damage if necessary
- ♦ Windshield washer, headlight cleaning system, and wiper blades: Check for damage and function. Check fluid level and add if necessary

2.3.11 Service at 165.000 kilometres

Service at 165.000 kilometres or one year after last service, whichever occurs first.

- ♦ AdBlue® fluid: Check and add if necessary (Passat 2.0L and Touareg 3.0L TDI engine only)
- ♦ Battery: Check (and second battery if applicable)
- ♦ Brake pads: Check thickness and brake disc condition. Look for contact pattern and corrosion of brake discs (front and rear)
- ♦ Coolant level and frost protection: Check
- ♦ Engine: Change oil and replace oil filter
- ♦ Engine and engine compartment components: Check (from above) for leaks and damage
- ♦ Engine and engine compartment components: Check (from below) for leaks and damage, check transmission, final drive and drive shaft boots
- ♦ Headlights: Check adjustment
- ♦ Hybrid components: Perform a visual inspection of high-voltage components and the lines in the engine compartment and the rear of the vehicle for damage
- ♦ Lighting: Front and rear lights, luggage compartment lighting, turn signals, hazard warning lights, daytime running lights, curve lighting, and automatic headlights: Check
- ♦ Rear window: Check cleaning nozzle functionality (if applicable)
- ♦ Service interval display: Reset
- ♦ Service sticker: Enter the date of the next service on the service sticker and apply to the driver's side-door pillar
- ♦ Tires: Rotate front to rear
- ♦ Visual inspection of windshield. Note damage if necessary
- ♦ Windshield washer, headlight cleaning system, and wiper blades: Check for damage and function. Check fluid level and add if necessary

2.3.12 Service at 180.000 kilometres

Service at 180.000 kilometres or one year after last service, whichever occurs first.

- ♦ AdBlue® fluid: Check and add if necessary (Passat 2.0L and Touareg 3.0L TDI engine only)
- ♦ Air filter element and snow filter: Replace element and clean screen and housing (if applicable)



- ◆ Battery: Check (and second battery if applicable)
- ◆ Body: Visual inspection for corrosion
- ◆ Brakes: Inspect brake system and shock absorber for leaks and damage, check thickness of brake pads, brake disc condition front and rear. Look for contact pattern and corrosion of brake discs, and check brake fluid level subject to abrasion
- ◆ Convertible roof, CSC roof, and Retractable hard top: Check for function and damage and clean and lubricate seals (if applicable)
- ◆ Convertible roof water drains: Check (The Beetle Convertible only)
- ◆ Coolant level and frost protection: Check
- ◆ CV joints: Check for leaks and damage
- ◆ Diesel Particulate Filter: Perform after the first 180.000 kilometres or 180.000 kilometres after a Diesel Particulate Filter (DPF) replacement: Check ash loading according to manufacturer work procedure; Replace if necessary. NOTE: If DPF replacement is not necessary, perform check every 30.000 kilometres thereafter until replacement becomes necessary. (2.0L and 3.0L TDI engine only)
- ◆ Door checks and mounting pins: Lubricate
- ◆ Dust and pollen filter: Replace (if applicable)
- ◆ Engine: Change oil and replace oil filter
- ◆ Engine and engine compartment components: Check (from above) for leaks and damage
- ◆ Engine and engine compartment components: Check (from below) for leaks and damage check transmission, final drive and drive shaft boots
- ◆ Exhaust system: Check for leaks, damage and secure fittings
- ◆ Fuel filter: Replace (2.0L and 3.0L TDI engine only)
- ◆ Headlights: Check adjustment
- ◆ Hybrid components: Perform a visual inspection of high-voltage components and the lines in the engine compartment and the rear of the vehicle for damage
- ◆ Interior lighting and glove box lights, cigarette lighter/power outlets, horn, and all warning lamps: Check
- ◆ Lighting: Front and rear lights, luggage compartment lighting, turn signals, hazard warning lights, daytime running lights, curve lighting, and automatic headlights: Check
- ◆ Power steering: Check oil level
- ◆ Rear window: Check cleaning nozzle functionality (if applicable)
- ◆ Ribbed belt: Check condition (if applicable)
- ◆ Service interval display: Reset
- ◆ Service sticker: Enter the date of the next service on the service sticker and apply to the driver's side-door pillar
- ◆ Spark plugs: Replace (All engines except TDI)
- ◆ Sunroof and Panoramic sunroof: Check, clean, and lubricate (if applicable)
- ◆ Sunroof: Open sunroof and check front water drains and clean if necessary (if applicable)



Copyright by Volkswagen AG.



- ◆ Test drive: Check braking, kickdown, steering, electrical, heating and ventilation systems, air conditioning, and handling
- ◆ Tie rod ends: Check for excessive play and check boots
- ◆ Timing belt: Check and replace if necessary (2.0L MPI only) If replaced at 90.000 kilometres, check every 90.000 kilometres after. If not replaced at 90.000 kilometres, check every 30.000 kilometres until replaced, then every 90.000 kilometres
- ◆ Tires: Check tread depth, condition, wear pattern, and pressure of all tires (including spare)
- ◆ Tires: Rotate front to rear
- ◆ Transmission: Automatic (non DSG): Check fluid (All models except Touareg, Tiguan, and CC 3.6L)
- ◆ Transmission: DSG: (non Automatic): Change fluid and filter
- ◆ Underbody sealant: Inspect for damage
- ◆ Visual inspection of windshield. Note damage if necessary
- ◆ Windshield washer, headlight cleaning system, and wiper blades: Check for damage and function. Check fluid level and add if necessary

2.3.13 Service at 195.000 kilometres

Service at 195.000 kilometres or one year after last service, whichever occurs first.

- ◆ AdBlue® fluid: Check and add if necessary (Passat 2.0L and Touareg 3.0L TDI engine only)
- ◆ Battery: Check (and second battery if applicable)
- ◆ Brake pads: Check thickness and brake disc condition. Look for contact pattern and corrosion of brake discs (front and rear)
- ◆ Coolant level and frost protection: Check
- ◆ Engine: Change oil and replace oil filter
- ◆ Engine and engine compartment components: Check (from above) for leaks and damage
- ◆ Engine and engine compartment components: Check (from below) for leaks and damage, check transmission, final drive and drive shaft boots
- ◆ Headlights: Check adjustment
- ◆ Hybrid components: Perform a visual inspection of high-voltage components and the lines in the engine compartment and the rear of the vehicle for damage
- ◆ Lighting: Front and rear lights, luggage compartment lighting, turn signals, hazard warning lights, daytime running lights, curve lighting, and automatic headlights: Check
- ◆ Rear window: Check cleaning nozzle functionality (if applicable)
- ◆ Service interval display: Reset
- ◆ Service sticker: Enter the date of the next service on the service sticker and apply to the driver's side-door pillar
- ◆ Timing belt: Replace (2.0L TDI engine only)
- ◆ Tires: Rotate front to rear
- ◆ Visual inspection of windshield. Note damage if necessary



- ◆ Windshield washer, headlight cleaning system, and wiper blades: Check for damage and function. Check fluid level and add if necessary

2.3.14 Service at 210.000 kilometres

Service at 210.000 kilometres or one year after last service, whichever occurs first.

- ◆ AdBlue® fluid: Check and add if necessary (Passat 2.0L and Touareg 3.0L TDI engine only)
- ◆ Battery: Check (and second battery if applicable)
- ◆ Brakes: Inspect brake system and shock absorber for leaks and damage, check thickness of brake pads, brake disc condition front and rear. Look for contact pattern and corrosion of brake discs, and check brake fluid level subject to abrasion
- ◆ Coolant level and frost protection: Check
- ◆ Dust and pollen filter: Replace (if applicable)
- ◆ Engine: Change oil and replace oil filter
- ◆ Engine and engine compartment components: Check (from above) for leaks and damage
- ◆ Engine and engine compartment components: Check (from below) for leaks and damage, check transmission, final drive and drive shaft boots
- ◆ Headlights: Check adjustment
- ◆ Hybrid components: Perform a visual inspection of high-voltage components and the lines in the engine compartment and the rear of the vehicle for damage
- ◆ Lighting: Front and rear lights, luggage compartment lighting, turn signals, hazard warning lights, daytime running lights, curve lighting, and automatic headlights: Check
- ◆ Rear window: Check cleaning nozzle functionality (if applicable)
- ◆ Service interval display: Reset
- ◆ Service sticker: Enter the date of the next service on the service sticker and apply to the driver's side-door pillar
- ◆ Tires: Check tread depth, condition, wear pattern, and pressure of all tires (including spare)
- ◆ Tires: Rotate front to rear
- ◆ Visual inspection of windshield. Note damage if necessary
- ◆ Windshield washer, headlight cleaning system, and wiper blades: Check for damage and function. Check fluid level and add if necessary

2.3.15 Service at 225.000 kilometres

Service at 225.000 kilometres or one year after last service, whichever occurs first.

- ◆ AdBlue® fluid: Check and add if necessary (Passat 2.0L and Touareg 3.0L TDI engine only)
- ◆ Battery: Check (and second battery if applicable)
- ◆ Brake pads: Check thickness and brake disc condition. Look for contact pattern and corrosion of brake discs (front and rear)
- ◆ Coolant level and frost protection: Check



- ◆ Engine: Change oil and replace oil filter
- ◆ Engine and engine compartment components: Check (from above) for leaks and damage
- ◆ Engine and engine compartment components: Check (from below) for leaks and damage, check transmission, final drive and drive shaft boots
- ◆ Headlights: Check adjustment
- ◆ Hybrid components: Perform a visual inspection of high-voltage components and the lines in the engine compartment and the rear of the vehicle for damage
- ◆ Lighting: Front and rear lights, luggage compartment lighting, turn signals, hazard warning lights, daytime running lights, curve lighting, and automatic headlights: Check
- ◆ Rear window: Check cleaning nozzle functionality (if applicable)
- ◆ Service interval display: Reset
- ◆ Service sticker: Enter the date of the next service on the service sticker and apply to the driver's side-door pillar
- ◆ Timing belt: Check and replace if necessary (2.0L MPI only) If replaced at 90.000 kilometres, check every 90.000 kilometres after. If not replaced at 90.000 kilometres, check every 30.000 kilometres until replaced, then every 90.000 kilometres
- ◆ Timing belt: Check (if replacement is not necessary, perform check every 30.000 km after until replacement is necessary) (Hybrid engine only)
- ◆ Timing belt for coolant pump: Check (if replacement is not necessary, perform check every 30.000 km after until replacement is necessary) (Hybrid engine only)
- ◆ Tires: Rotate front to rear
- ◆ Visual inspection of windshield. Note damage if necessary
- ◆ Windshield washer, headlight cleaning system, and wiper blades: Check for damage and function. Check fluid level and add if necessary

2.3.16 Time-Dependent Maintenance Items

Every 1 year:

Perform visual check of airbag system.

Every 2 years:

- ◆ Convertible roof: Check latch (if applicable)
- ◆ Dust and pollen filter: Replace (if applicable)
- ◆ Tire filler bottle in the tire mobility set: Check (observe expiration date)

At the 3 year mark, then every 2 years regardless of kilometres driven:

- ◆ Brake fluid and clutch unit: Replace fluid

Every 3 years:

- ◆ Haldex clutch: Change oil (Tiguan 2.0T and CC 3.6L 4MOTION® only)

Every 4 years regardless of kilometres driven:

- ◆ AdBlue® fluid: Change fluid if the mileage is under 15.000 kilometres (Passat 2.0L and Touareg 3.0L TDI engine only)



- ◆ Spark plugs: Replace (2.0L MPI and Jetta Hybrid only)
- ◆ Tire filler bottle in the tire mobility set: Replace (observe expiration date)


Every 6 years:

- ◆ Air filter element and snow screen: Replace element and clean screen and housing (if mileage is under 90.000 kilometres) (if applicable)
- ◆ Spark plugs: Replace (All engines except 2.0L MPI, Jetta Hybrid, and TDI)

2.3.17 Brake Fluid Replacement

The brake fluid must be replaced every 3 years regardless of kilometres driven, and every 2 years thereafter regardless of kilometres driven.

Edition 06/06/2014JY FB1019382CAN





3 MY 2013 Maintenance Intervals

⇒ [“3.1 MY 2013 Maintenance Intervals \(All Vehicles Except Touareg and Routan\) - USA”, page 72](#)

⇒ [“3.2 MY 2013 Maintenance Intervals \(Touareg Only\) - USA”, page 82](#)

⇒ [“3.3 MY 2013 Maintenance Intervals \(All Vehicles\) - Canada”, page 91](#)

3.1 MY 2013 Maintenance Intervals (All Vehicles Except Touareg and Routan) - USA

⇒ [“3.1.1 Service at 10,000 miles \(Included in the Volkswagen Carefree Maintenance Program\)”, page 72](#)

⇒ [“3.1.2 Service at 20,000 miles \(Included in the Volkswagen Carefree Maintenance Program\)”, page 73](#)

⇒ [“3.1.3 Service at 30,000 miles \(Included in the Volkswagen Carefree Maintenance Program\)”, page 73](#)

⇒ [“3.1.4 Service at 40,000 miles”, page 74](#)

⇒ [“3.1.5 Service at 50,000 miles”, page 75](#)

⇒ [“3.1.6 Service at 60,000 miles”, page 75](#)

⇒ [“3.1.7 Service at 70,000 miles”, page 76](#)

⇒ [“3.1.8 Service at 80,000 miles”, page 76](#)

⇒ [“3.1.9 Service at 90,000 miles”, page 77](#)

⇒ [“3.1.10 Service at 100,000 miles”, page 78](#)

⇒ [“3.1.11 Service at 110,000 miles”, page 78](#)

⇒ [“3.1.12 Service at 120,000 miles”, page 79](#)

⇒ [“3.1.13 Service at 130,000 miles”, page 80](#)

⇒ [“3.1.14 Time-Dependent Maintenance Items”, page 80](#)

⇒ [“3.1.15 Brake Fluid Replacement”, page 81](#)

3.1.1 Service at 10,000 miles (Included in the Volkswagen Carefree Maintenance Program)

Service at 10,000 miles or one year from vehicle in-service date, whichever occurs first.

- ◆ AdBlue® fluid: Check and add if necessary (Passat 2.0L TDI engine only)
- ◆ Brake pads: Check thickness and brake disc condition. Look for contact pattern and corrosion of brake discs (front and rear)
- ◆ Engine: Change oil and replace oil filter
- ◆ Rear window: Check cleaning nozzle functionality (if applicable)
- ◆ Service interval display: Reset
- ◆ Service sticker: Enter the date of the next service on the service sticker and apply to the driver's side-door pillar
- ◆ Tires: Rotate front to rear



- ◆ Windshield washer, headlight cleaning system, and wiper blades: Check for damage and function. Check fluid level and add if necessary

3.1.2 Service at 20,000 miles (Included in the Volkswagen Carefree Maintenance Program)

Service at 20,000 miles or one year after last service, whichever occurs first.

- ◆ AdBlue® fluid: Check and add if necessary (Passat 2.0L TDI engine only)
- ◆ Battery: Check (and second battery if applicable)
- ◆ Brakes: Inspect brake system and shock absorber for leaks and damage, check thickness of brake pads, brake disc condition front and rear. Look for contact pattern and corrosion of brake discs, and check brake fluid level subject to abrasion
- ◆ Dust and pollen filter: Replace (if applicable)
- ◆ Engine: Change oil and replace oil filter
- ◆ Fuel filter: Replace (2.0L TDI engine only)
- ◆ Rear window: Check cleaning nozzle functionality (if applicable)
- ◆ Service interval display: Reset
- ◆ Service sticker: Enter the date of the next service on the service sticker and apply to the driver's side-door pillar
- ◆ Tires: Check tread depth, condition, wear pattern, and pressure of all tires (including spare)
- ◆ Tires: Rotate front to rear
- ◆ Windshield washer, headlight cleaning system, and wiper blades: Check for damage and function. Check fluid level and add if necessary

3.1.3 Service at 30,000 miles (Included in the Volkswagen Carefree Maintenance Program)

Service at 30,000 miles or one year after last service, whichever occurs first.

- ◆ AdBlue® fluid: Check and add if necessary (Passat 2.0L TDI engine only)
- ◆ Brake pads: Check thickness and brake disc condition. Look for contact pattern and corrosion of brake discs (front and rear)
- ◆ Engine: Change oil and replace oil filter
- ◆ Rear window: Check cleaning nozzle functionality (if applicable)
- ◆ Service interval display: Reset
- ◆ Service sticker: Enter the date of the next service on the service sticker and apply to the driver's side-door pillar
- ◆ Tires: Rotate front to rear
- ◆ Windshield washer, headlight cleaning system, and wiper blades: Check for damage and function. Check fluid level and add if necessary



3.1.4 Service at 40,000 miles

Service at 40,000 miles or one year after last service, whichever occurs first.

- ◆ AdBlue® fluid: Check and add if necessary (Passat 2.0L TDI engine only)
- ◆ Battery: Check (and second battery if applicable)
- ◆ Body: Visual inspection for corrosion
- ◆ Brakes: Inspect brake system and shock absorber for leaks and damage, check thickness of brake pads, brake disc condition front and rear. Look for contact pattern and corrosion of brake discs, and check brake fluid level subject to abrasion
- ◆ Convertible roof, CSC roof, and retractable hard top: Check for function and damage and clean and lubricate seals (if applicable)
- ◆ Convertible roof water drains: Check (Beetle Convertible only)
- ◆ Coolant level and frost protection: Check
- ◆ CV joints: Check for leaks and damage
- ◆ Door checks and mounting pins: Lubricate
- ◆ Dust and pollen filter: Replace (if applicable)
- ◆ Engine: Change oil and replace oil filter
- ◆ Engine and engine compartment components: Check (from above) for leaks and damage
- ◆ Engine and engine compartment components: Check (from below) for leaks and damage, check transmission, final drive, and drive shaft boots
- ◆ Exhaust system: Check for leaks, damage, and secure fittings
- ◆ Fuel filter: Replace (2.0L TDI engine only)
- ◆ Headlights: Check adjustment
- ◆ Interior lighting and glove box lights, cigarette lighter/power outlets, horn, and all warning lamps: Check
- ◆ Lighting: Front and rear lights, luggage compartment lighting, turn signals, and hazard warning lights: Check
- ◆ Power steering: Check oil level
- ◆ Rear window: Check cleaning nozzle functionality (if applicable)
- ◆ Ribbed belt: Check condition
- ◆ Service interval display: Reset
- ◆ Service sticker: Enter the date of the next service on the service sticker and apply to the driver's side-door pillar
- ◆ Spark plugs: Replace (2.0L MPI and 2.5L only)
- ◆ Sunroof and Panoramic sunroof: Check, clean, and lubricate (if applicable)
- ◆ Sunroof: Open sunroof and check front and rear water drains and clean if necessary (if applicable)
- ◆ Test drive: Check braking, kickdown, steering, electrical, heating and ventilation systems, air conditioning, handling, and parking brake
- ◆ Tie rod ends: Check for excessive play and looseness, check boots



- ◆ Tires: Check tread depth, condition, wear pattern, and pressure of all tires (including spare)
- ◆ Tires: Rotate front to rear
- ◆ Transmission: DSG (non Automatic): Change fluid and filter
- ◆ Underbody: Inspect under seal, underbody trims, pipe placing, and plug for damage
- ◆ Windshield washer, headlight cleaning system, and wiper blades: Check for damage and function. Check fluid level and add if necessary

3.1.5 Service at 50,000 miles

Service at 50,000 miles or one year after last service, whichever occurs first.

- ◆ AdBlue® fluid: Check and add if necessary (Passat 2.0L TDI engine only)
- ◆ Brake pads: Check thickness and brake disc condition. Look for contact pattern and corrosion of brake discs (front and rear)
- ◆ Engine: Change oil and replace oil filter
- ◆ Rear window: Check cleaning nozzle functionality (if applicable)
- ◆ Service interval display: Reset
- ◆ Service sticker: Enter the date of the next service on the service sticker and apply to the driver's side-door pillar
- ◆ Tires: Rotate front to rear
- ◆ Transmission: Automatic (non DSG): Change fluid (2.0L MPI and 2.5L only)
- ◆ Windshield washer, headlight cleaning system, and wiper blades: Check for damage and function. Check fluid level and add if necessary

3.1.6 Service at 60,000 miles

Service at 60,000 miles or one year after last service, whichever occurs first.

- ◆ AdBlue® fluid: Check and add if necessary (Passat 2.0L TDI engine only)
- ◆ Air filter element and snow screen: Replace element and clean screen and housing (if applicable)
- ◆ Battery: Check (and second battery if applicable)
- ◆ Brakes: Inspect brake system and shock absorber for leaks and damage, check thickness of brake pads, brake disc condition front and rear. Look for contact pattern and corrosion of brake discs, and check brake fluid level subject to abrasion
- ◆ Dust and pollen filter: Replace (if applicable)
- ◆ Engine: Change oil and replace oil filter
- ◆ Fuel filter: Replace (2.0L TDI engine only)
- ◆ Rear window: Check cleaning nozzle functionality (if applicable)
- ◆ Service interval display: Reset
- ◆ Service sticker: Enter the date of the next service on the service sticker and apply to the driver's side-door pillar
- ◆ Spark plugs: Replace (2.0T and 3.6L only)



- ◆ Timing belt: Check and replace if necessary (2.0L MPI only) If replaced at 60,000 miles, check every 60,000 miles after. If not replaced at 60,000 miles, check every 20,000 miles until replaced, then every 60,000 miles
- ◆ Tires: Check tread depth, condition, wear pattern, and pressure of all tires (including spare)
- ◆ Tires: Rotate front to rear
- ◆ Windshield washer, headlight cleaning system, and wiper blades: Check for damage and function. Check fluid level and add if necessary

3.1.7 Service at 70,000 miles

Service at 70,000 miles or one year after last service, whichever occurs first.

- ◆ AdBlue® fluid: Check and add if necessary (Passat 2.0L TDI engine only)
- ◆ Brake pads: Check thickness and brake disc condition. Look for contact pattern and corrosion of brake discs (front and rear)
- ◆ Engine: Change oil and replace oil filter
- ◆ Rear window: Check cleaning nozzle functionality (if applicable)
- ◆ Service interval display: Reset
- ◆ Service sticker: Enter the date of the next service on the service sticker and apply to the driver's side-door pillar
- ◆ Tires: Rotate front to rear
- ◆ Windshield washer, headlight cleaning system, and wiper blades: Check for damage and function. Check fluid level and add if necessary

3.1.8 Service at 80,000 miles

Service at 80,000 miles or one year after last service, whichever occurs first.

- ◆ AdBlue® fluid: Check and add if necessary (Passat 2.0L TDI engine only)
- ◆ Battery: Check (and second battery if applicable)
- ◆ Body: Visual inspection for corrosion
- ◆ Brakes: Inspect brake system and shock absorber for leaks and damage, check thickness of brake pads, brake disc condition front and rear. Look for contact pattern and corrosion of brake discs, and check brake fluid level subject to abrasion
- ◆ Convertible roof, CSC roof, and retractable hard top: Check for function and damage and clean and lubricate seals (if applicable)
- ◆ Convertible roof water drains: Check (Beetle Convertible only)
- ◆ Coolant level and frost protection: Check
- ◆ CV joints: Check for leaks and damage
- ◆ Door checks and mounting pins: Lubricate
- ◆ Dust and pollen filter: Replace (if applicable)
- ◆ Engine: Change oil and replace oil filter
- ◆ Engine and engine compartment components: Check (from above) for leaks and damage



- ◆ Engine and engine compartment components: Check (from below) for leaks and damage, check transmission, final drive, and drive shaft boots
- ◆ Exhaust system: Check for leaks, damage, and secure fittings
- ◆ Fuel filter: Replace (2.0L TDI engine only)
- ◆ Headlights: Check adjustment
- ◆ Interior lighting and glove box lights, cigarette lighter/power outlets, horn, and all warning lamps: Check
- ◆ Lighting: Front and rear lights, luggage compartment lighting, turn signals, and hazard warning lights: Check
- ◆ Power steering: Check oil level
- ◆ Rear window: Check cleaning nozzle functionality (if applicable)
- ◆ Ribbed belt: Check condition
- ◆ Service interval display: Reset
- ◆ Service sticker: Enter the date of the next service on the service sticker and apply to the driver's side-door pillar
- ◆ Spark plugs: Replace (2.0L MPI and 2.5L only)
- ◆ Sunroof and Panoramic sunroof: Check, clean, and lubricate (if applicable)
- ◆ Sunroof: Open sunroof and check front and rear water drains and clean if necessary (if applicable)
- ◆ Test drive: Check braking, kickdown, steering, electrical, heating and ventilation systems, air conditioning, handling, and parking brake
- ◆ Tie rod ends: Check for excessive play and looseness, check boots
- ◆ Timing belt: Check and replace if necessary (2.0L MPI only) If replaced at 60,000 miles, check every 60,000 miles after. If not replaced at 60,000 miles, check every 20,000 miles until replaced, then every 60,000 miles
- ◆ Tires: Check tread depth, condition, wear pattern, and pressure of all tires (including spare)
- ◆ Tires: Rotate front to rear
- ◆ Transmission: DSG (non Automatic): Change fluid and filter
- ◆ Underbody: Inspect under seal, underbody trims, pipe placing, and plug for damage
- ◆ Windshield washer, headlight cleaning system, and wiper blades: Check for damage and function. Check fluid level and add if necessary

3.1.9 Service at 90,000 miles

Service at 90,000 miles or one year after last service, whichever occurs first.

- ◆ AdBlue® fluid: Check and add if necessary (Passat 2.0L TDI engine only)
- ◆ Brake pads: Check thickness and brake disc condition. Look for contact pattern and corrosion of brake discs (front and rear)
- ◆ Engine: Change oil and replace oil filter
- ◆ Rear window: Check cleaning nozzle functionality (if applicable)



- ◆ Service interval display: Reset
- ◆ Service sticker: Enter the date of the next service on the service sticker and apply to the driver's side-door pillar
- ◆ Tires: Rotate front to rear
- ◆ Windshield washer, headlight cleaning system, and wiper blades: Check for damage and function. Check fluid level and add if necessary

3.1.10 Service at 100,000 miles

Service at 100,000 miles or one year after last service, whichever occurs first.

- ◆ AdBlue® fluid: Check and add if necessary (Passat 2.0L TDI engine only)
- ◆ Battery: Check (and second battery if applicable)
- ◆ Brakes: Inspect brake system and shock absorber for leaks and damage, check thickness of brake pads, brake disc condition front and rear. Look for contact pattern and corrosion of brake discs, and check brake fluid level subject to abrasion
- ◆ Dust and pollen filter: Replace (if applicable)
- ◆ Engine: Change oil and replace oil filter
- ◆ Fuel filter: Replace (2.0L TDI engine only)
- ◆ Rear window: Check cleaning nozzle functionality (if applicable)
- ◆ Service interval display: Reset
- ◆ Service sticker: Enter the date of the next service on the service sticker and apply to the driver's side-door pillar
- ◆ Timing belt: Check and replace if necessary (2.0L MPI only) If replaced at 60,000 miles, check every 60,000 miles after. If not replaced at 60,000 miles, check every 20,000 miles until replaced, then every 60,000 miles
- ◆ Tires: Check tread depth, condition, wear pattern, and pressure of all tires (including spare)
- ◆ Tires: Rotate front to rear
- ◆ Transmission: Automatic (non DSG): Change fluid (2.0L MPI and 2.5L only)
- ◆ Windshield washer, headlight cleaning system, and wiper blades: Check for damage and function. Check fluid level and add if necessary

3.1.11 Service at 110,000 miles

Service at 110,000 miles or one year after last service, whichever occurs first.

- ◆ AdBlue® fluid: Check and add if necessary (Passat 2.0L TDI engine only)
- ◆ Brake pads: Check thickness and brake disc condition. Look for contact pattern and corrosion of brake discs (front and rear)
- ◆ Engine: Change oil and replace oil filter
- ◆ Rear window: Check cleaning nozzle functionality (if applicable)
- ◆ Service interval display: Reset



- ◆ Service sticker: Enter the date of the next service on the service sticker and apply to the driver's side-door pillar
- ◆ Tires: Rotate front to rear
- ◆ Windshield washer, headlight cleaning system, and wiper blades: Check for damage and function. Check fluid level and add if necessary

3.1.12 Service at 120,000 miles

Service at 120,000 miles or one year after last service, whichever occurs first.

- ◆ AdBlue® fluid: Check and add if necessary (Passat 2.0L TDI engine only)
- ◆ Air filter element and snow screen: Replace element and clean screen and housing (if applicable)
- ◆ Battery: Check (and second battery if applicable)
- ◆ Body: Visual inspection for corrosion
- ◆ Brakes: Inspect brake system and shock absorber for leaks and damage, check thickness of brake pads, brake disc condition front and rear. Look for contact pattern and corrosion of brake discs, and check brake fluid level subject to abrasion
- ◆ Convertible roof, CSC roof, and retractable hard top: Check for function and damage and clean and lubricate seals (if applicable)
- ◆ Convertible roof water drains: Check (Beetle Convertible only)
- ◆ Coolant level and frost protection: Check
- ◆ CV joints: Check for leaks and damage
- ◆ Diesel Particulate Filter: Perform after the first 120,000 miles or 120,000 miles after a Diesel Particulate Filter (DPF) replacement: Check ash loading according to manufacturer work procedure; Replace if necessary. NOTE: If DPF replacement is not necessary, perform check every 20,000 miles thereafter until replacement becomes necessary. (2.0L TDI engine only)
- ◆ Door checks and mounting pins: Lubricate
- ◆ Dust and pollen filter: Replace (if applicable)
- ◆ Engine: Change oil and replace oil filter
- ◆ Engine and engine compartment components: Check (from above) for leaks and damage
- ◆ Engine and engine compartment components: Check (from below) for leaks and damage, check transmission, final drive, and drive shaft boots
- ◆ Exhaust system: Check for leaks, damage, and secure fittings
- ◆ Fuel filter: Replace (2.0L TDI engine only)
- ◆ Headlights: Check adjustment
- ◆ Interior lighting and glove box lights, cigarette lighter/power outlets, horn, and all warning lamps: Check
- ◆ Lighting: Front and rear lights, luggage compartment lighting, turn signals, and hazard warning lights: Check
- ◆ Power steering: Check oil level
- ◆ Rear window: Check cleaning nozzle functionality (if applicable)



- ◆ Ribbed belt: Check condition
- ◆ Service interval display: Reset
- ◆ Service sticker: Enter the date of the next service on the service sticker and apply to the driver's side-door pillar
- ◆ Spark plugs: Replace (All engines except TDI)
- ◆ Sunroof and Panoramic sunroof: Check, clean, and lubricate (if applicable)
- ◆ Sunroof: Open sunroof and check front and rear water drains and clean if necessary (if applicable)
- ◆ Test drive: Check braking, kickdown, steering, electrical, heating and ventilation systems, air conditioning, handling, and parking brake
- ◆ Tie rod ends: Check for excessive play and looseness, check boots
- ◆ Timing belt: Check and replace if necessary (2.0L MPI only) If replaced at 60,000 miles, check every 60,000 miles after. If not replaced at 60,000 miles, check every 20,000 miles until replaced, then every 60,000 miles
- ◆ Tires: Check tread depth, condition, wear pattern, and pressure of all tires (including spare)
- ◆ Tires: Rotate front to rear
- ◆ Transmission: DSG (non Automatic): Change fluid and filter
- ◆ Underbody: Inspect under seal, underbody trims, pipe placing, and plug for damage
- ◆ Windshield washer, headlight cleaning system, and wiper blades: Check for damage and function. Check fluid level and add if necessary

3.1.13 Service at 130,000 miles

Service at 110,000 miles or one year after last service, whichever occurs first.

- ◆ AdBlue® fluid: Check and add if necessary (Passat 2.0L TDI engine only)
- ◆ Brake pads: Check thickness and brake disc condition. Look for contact pattern and corrosion of brake discs (front and rear)
- ◆ Engine: Change oil and replace oil filter
- ◆ Rear window: Check cleaning nozzle functionality (if applicable)
- ◆ Service interval display: Reset
- ◆ Service sticker: Enter the date of the next service on the service sticker and apply to the driver's side-door pillar
- ◆ Timing belt: Replace (2.0L TDI engine only)
- ◆ Tires: Rotate front to rear
- ◆ Windshield washer, headlight cleaning system, and wiper blades: Check for damage and function. Check fluid level and add if necessary

3.1.14 Time-Dependent Maintenance Items

Every 1 year:

Perform visual check of airbag system.

Every 2 years:



- ◆ Check latch for convertible roof (if applicable)
- ◆ Dust and pollen filter: Replace (if applicable)
- ◆ Tire filler bottle in the tire mobility set: Check (observe expiration date)

At the 3 year mark, then every 2 years regardless of miles driven:

- ◆ Brake fluid and clutch unit: Replace fluid. First fluid replacement included under the Volkswagen Carefree Maintenance Program if mileage is less than or equal to 36,000 miles.

Every 3 years:

- ◆ Haldex clutch: Change oil First fluid replacement included under the Volkswagen Carefree Maintenance Program if mileage is less than or equal to 36,000 miles. (Tiguan 2.0T and CC 3.6L 4MOTION® only)

Every 4 years regardless of miles driven:

- ◆ AdBlue® fluid: Change fluid if the mileage is under 10,000 miles (Passat 2.0L TDI engine only)
- ◆ Spark plugs: Replace (2.0L MPI only)
- ◆ Tire filler bottle in the tire mobility set: Replace (observe expiration date)

Every 6 years regardless of miles driven:

- ◆ Air filter element and snow screen: Replace element and clean screen and housing (if mileage is under 60,000 miles) (if applicable)
- ◆ Spark plugs: Replace (All engines except 2.0L MPI and TDI)

3.1.15 Brake Fluid Replacement

- ◆ The brake fluid must be replaced every 3 years regardless of mileage, and every 2 years thereafter regardless of mileage driven. First fluid replacement included under the Volkswagen Carefree Maintenance Program if mileage is less than or equal to 36,000 miles.



3.2 MY 2013 Maintenance Intervals (Touareg Only) - USA

⇒ ["3.2.1 Service at 10,000 miles \(Included in the Volkswagen Carefree Maintenance Program\)", page 82](#)

⇒ ["3.2.2 Service at 20,000 miles \(Included in the Volkswagen Carefree Maintenance Program\)", page 82](#)

⇒ ["3.2.3 Service at 30,000 miles \(Included in the Volkswagen Carefree Maintenance Program\)", page 83](#)

⇒ ["3.2.4 Service at 40,000 miles", page 84](#)

⇒ ["3.2.5 Service at 50,000 miles", page 85](#)

⇒ ["3.2.6 Service at 60,000 miles", page 85](#)

⇒ ["3.2.7 Service at 70,000 miles", page 86](#)

⇒ ["3.2.8 Service at 80,000 miles", page 86](#)

⇒ ["3.2.9 Service at 90,000 miles", page 87](#)

⇒ ["3.2.10 Service at 100,000 miles", page 88](#)

⇒ ["3.2.11 Service at 110,000 miles", page 88](#)

⇒ ["3.2.12 Service at 120,000 miles", page 89](#)

⇒ ["3.2.13 Time-Dependent Maintenance Items", page 90](#)

⇒ ["3.2.14 Brake Fluid Replacement", page 90](#)

3.2.1 Service at 10,000 miles (Included in the Volkswagen Carefree Maintenance Program)

Service at 10,000 miles or one year from vehicle in-service date, whichever occurs first.

- ◆ AdBlue® Fluid: Check and add if necessary (3.0L TDI engine only)
- ◆ Brake pads: Check thickness and brake disc condition. Look for contact pattern and corrosion of brake discs (front and rear)
- ◆ Engine: Change oil and replace oil filter
- ◆ Hybrid components: Perform a visual inspection of high-voltage components and the lines in the engine compartment and the rear of the vehicle for damage
- ◆ Rear window: Check cleaning nozzle functionality (if applicable)
- ◆ Service interval display: Reset
- ◆ Service sticker: Enter the date of the next service on the service sticker and apply to the driver's side door pillar
- ◆ Tires: Rotate front to rear
- ◆ Windshield washer, headlight cleaning system, and wiper blades: Check for damage and function, Check fluid level and add if necessary

3.2.2 Service at 20,000 miles (Included in the Volkswagen Carefree Maintenance Program)

Service at 20,000 miles or one year after last service, whichever occurs first.



- ◆ AdBlue® Fluid: Check and add if necessary (3.0L TDI engine only)
- ◆ Battery: Check (and second battery if applicable)
- ◆ Brakes: Inspect brake system and shock absorber for leaks and damage, check thickness of brake pads, brake disc condition front and rear. Look for contact pattern and corrosion of brake discs, and check brake fluid level subject to abrasion
- ◆ Dust and pollen filter: Replace (if applicable)
- ◆ Engine: Change oil and replace oil filter
- ◆ Fuel filter: Replace (3.0L TDI engine only)
- ◆ Hybrid components: Perform a visual inspection of high-voltage components and the lines in the engine compartment and the rear of the vehicle for damage
- ◆ Rear window: Check cleaning nozzle functionality (if applicable)
- ◆ Service interval display: Reset
- ◆ Service sticker: Enter the date of the next service on the service sticker and apply to the driver's side door pillar
- ◆ Sunroof: Open sunroof and check front and rear water drains and clean if necessary (if applicable)
- ◆ Tires: Check tread depth, condition, wear pattern, and pressure of all tires (including spare)
- ◆ Tires: Rotate front to rear
- ◆ Windshield washer, headlight cleaning system, and wiper blades: Check for damage and function, Check fluid level and add if necessary

3.2.3 Service at 30,000 miles (Included in the Volkswagen Carefree Maintenance Program)

Service at 30,000 miles or one year after last service, whichever occurs first.

- ◆ AdBlue® Fluid: Check and add if necessary (3.0L TDI engine only)
- ◆ Brake pads: Check thickness and brake disc condition. Look for contact pattern and corrosion of brake discs (front and rear)
- ◆ Engine: Change oil and replace oil filter
- ◆ Hybrid components: Perform a visual inspection of high-voltage components and the lines in the engine compartment and the rear of the vehicle for damage
- ◆ Rear window: Check cleaning nozzle functionality (if applicable)
- ◆ Service interval display: Reset
- ◆ Service sticker: Enter the date of the next service on the service sticker and apply to the driver's side door pillar
- ◆ Tires: Rotate front to rear
- ◆ Windshield washer, headlight cleaning system, and wiper blades: Check for damage and function, Check fluid level and add if necessary



3.2.4 Service at 40,000 miles

Service at 40,000 miles or one year after last service, whichever occurs first.

- ◆ AdBlue® Fluid: Check and add if necessary (3.0L TDI engine only)
- ◆ Battery: Check (and second battery if applicable)
- ◆ Body: Visual inspection for corrosion
- ◆ Brakes: Inspect brake system and shock absorber for leaks and damage, check thickness of brake pads, brake disc condition front and rear. Look for contact pattern and corrosion of brake discs, and check brake fluid level subject to abrasion
- ◆ Coolant level and frost protection: Check
- ◆ CV joints: Check for leaks and damage
- ◆ Door checks and mounting pins: Lubricate
- ◆ Dust and pollen filter: Replace (if applicable)
- ◆ Engine: Change oil and replace oil filter
- ◆ Engine and engine compartment components: Check (from above) for leaks and damage
- ◆ Engine and engine compartment components: Check (from below) for leaks and damage, check transmission, final drive, and drive shaft boots
- ◆ Exhaust system: Check for leaks, damage, and secure fittings
- ◆ Fuel filter: Replace (3.0L TDI engine only)
- ◆ Headlights: Check adjustment
- ◆ Hybrid components: Perform a visual inspection of high-voltage components and the lines in the engine compartment and the rear of the vehicle for damage
- ◆ Interior lighting and glove box lights, cigarette lighter/power outlets, horn, and all warning lamps: Check
- ◆ Lighting: Front and rear lights, luggage compartment lighting, turn signals, and hazard warning lights: Check
- ◆ Power steering: Check oil level
- ◆ Rear window: Check cleaning nozzle functionality (if applicable)
- ◆ Ribbed belt: Check condition
- ◆ Service interval display: Reset
- ◆ Service sticker: Enter the date of the next service on the service sticker and apply to the driver's side door pillar
- ◆ Sunroof and Panoramic sunroof: Check, clean, and lubricate (if applicable)
- ◆ Sunroof: Open sunroof and check front and rear water drains and clean if necessary (if applicable)
- ◆ Test drive: Check braking, kickdown, steering, electrical, heating and ventilation systems, air conditioning, handling, and parking brake
- ◆ Tie rod ends: Check for excessive play and looseness, check boots
- ◆ Tires: Check tread depth, condition, wear pattern, and pressure of all tires (including spare)



- ◆ Tires: Rotate front to rear
- ◆ Underbody: Inspect under seal, underbody trims, pipe placing, and plug for damage
- ◆ Windshield washer, headlight cleaning system, and wiper blades: Check for damage and function, Check fluid level and add if necessary

3.2.5 Service at 50,000 miles

Service at 50,000 miles or one year after last service, whichever occurs first.

- ◆ AdBlue® Fluid: Check and add if necessary (3.0L TDI engine only)
- ◆ Brake pads: Check thickness and brake disc condition. Look for contact pattern and corrosion of brake discs (front and rear)
- ◆ Engine: Change oil and replace oil filter
- ◆ Hybrid components: Perform a visual inspection of high-voltage components and the lines in the engine compartment and the rear of the vehicle for damage
- ◆ Rear window: Check cleaning nozzle functionality (if applicable)
- ◆ Ribbed belt for supercharger: Replace (Hybrid only)
- ◆ Service interval display: Reset
- ◆ Service sticker: Enter the date of the next service on the service sticker and apply to the driver's side door pillar
- ◆ Tires: Rotate front to rear
- ◆ Windshield washer, headlight cleaning system, and wiper blades: Check for damage and function, Check fluid level and add if necessary

3.2.6 Service at 60,000 miles

Service at 60,000 miles or one year after last service, whichever occurs first.

- ◆ AdBlue® Fluid: Check and add if necessary (3.0L TDI engine only)
- ◆ Air filter element and snow screen: Replace element and clean screen and housing (if applicable)
- ◆ Battery: Check (and second battery if applicable)
- ◆ Brakes: Inspect brake system and shock absorber for leaks and damage, check thickness of brake pads, brake disc condition front and rear. Look for contact pattern and corrosion of brake discs, and check brake fluid level subject to abrasion
- ◆ Dust and pollen filter: Replace (if applicable)
- ◆ Engine: Change oil and replace oil filter
- ◆ Fuel filter: Replace (3.0L TDI engine only)
- ◆ Hybrid components: Perform a visual inspection of high-voltage components and the lines in the engine compartment and the rear of the vehicle for damage
- ◆ Rear window: Check cleaning nozzle functionality (if applicable)
- ◆ Service interval display: Reset



- ◆ Service sticker: Enter the date of the next service on the service sticker and apply to the driver's side door pillar
- ◆ Spark plugs: Replace (all engines except TDI)
- ◆ Sunroof: Open sunroof and check front water drains and clean if necessary (if applicable)
- ◆ Tires: Check tread depth, condition, wear pattern, and pressure of all tires (including spare)
- ◆ Tires: Rotate front to rear
- ◆ Windshield washer, headlight cleaning system, and wiper blades: Check for damage and function, Check fluid level and add if necessary

3.2.7 Service at 70,000 miles

Service at 70,000 miles or one year after last service, whichever occurs first.

- ◆ AdBlue® Fluid: Check and add if necessary (3.0L TDI engine only)
- ◆ Brake pads: Check thickness and brake disc condition. Look for contact pattern and corrosion of brake discs (front and rear)
- ◆ Engine: Change oil and replace oil filter
- ◆ Hybrid components: Perform a visual inspection of high-voltage components and the lines in the engine compartment and the rear of the vehicle for damage
- ◆ Rear window: Check cleaning nozzle functionality (if applicable)
- ◆ Service interval display: Reset
- ◆ Service sticker: Enter the date of the next service on the service sticker and apply to the driver's side door pillar
- ◆ Tires: Rotate front to rear
- ◆ Windshield washer, headlight cleaning system, and wiper blades: Check for damage and function, Check fluid level and add if necessary

3.2.8 Service at 80,000 miles

Service at 80,000 miles or one year after last service, whichever occurs first.

- ◆ AdBlue® Fluid: Check and add if necessary (3.0L TDI engine only)
- ◆ Battery: Check (and second battery if applicable)
- ◆ Body: Visual inspection for corrosion
- ◆ Brakes: Inspect brake system and shock absorber for leaks and damage, check thickness of brake pads, brake disc condition front and rear. Look for contact pattern and corrosion of brake discs, and check brake fluid level subject to abrasion
- ◆ Coolant level and frost protection: Check
- ◆ CV joints: Check for leaks and damage
- ◆ Door checks and mounting pins: Lubricate
- ◆ Dust and pollen filter: Replace (if applicable)
- ◆ Engine: Change oil and replace oil filter
- ◆ Engine and engine compartment components: Check (from above) for leaks and damage



- ◆ Engine and engine compartment components: Check (from below) for leaks and damage, check transmission, final drive, and drive shaft boots
- ◆ Exhaust system: Check for leaks, damage, and secure fittings
- ◆ Fuel filter: Replace (3.0L TDI engine only)
- ◆ Headlights: Check adjustment
- ◆ Hybrid components: Perform a visual inspection of high-voltage components and the lines in the engine compartment and the rear of the vehicle for damage
- ◆ Interior lighting and glove box lights, cigarette lighter/power outlets, horn, and all warning lamps: Check
- ◆ Lighting: Front and rear lights, luggage compartment lighting, turn signals, and hazard warning lights: Check
- ◆ Power steering: Check oil level
- ◆ Rear window: Check cleaning nozzle functionality (if applicable)
- ◆ Ribbed belt: Check condition
- ◆ Service interval display: Reset
- ◆ Service sticker: Enter the date of the next service on the service sticker and apply to the driver's side door pillar
- ◆ Sunroof and Panoramic sunroof: Check, clean, and lubricate (if applicable)
- ◆ Sunroof: Open sunroof and check front and rear water drains and clean if necessary (if applicable)
- ◆ Test drive: Check braking, kickdown, steering, electrical, heating and ventilation systems, air conditioning, handling, and parking brake
- ◆ Tie rod ends: Check for excessive play and looseness, check boots
- ◆ Tires: Check tread depth, condition, wear pattern, and pressure of all tires (including spare)
- ◆ Tires: Rotate front to rear
- ◆ Underbody: Inspect under seal, underbody trims, pipe placing, and plug for damage
- ◆ Windshield washer, headlight cleaning system, and wiper blades: Check for damage and function, Check fluid level and add if necessary

3.2.9 Service at 90,000 miles

Service at 90,000 miles or one year after last service, whichever occurs first.

- ◆ AdBlue® Fluid: Check and add if necessary (3.0L TDI engine only)
- ◆ Brake pads: Check thickness and brake disc condition. Look for contact pattern and corrosion of brake discs (front and rear)
- ◆ Engine: Change oil and replace oil filter
- ◆ Hybrid components: Perform a visual inspection of high-voltage components and the lines in the engine compartment and the rear of the vehicle for damage
- ◆ Rear window: Check cleaning nozzle functionality (if applicable)



- ◆ Service interval display: Reset
- ◆ Service sticker: Enter the date of the next service on the service sticker and apply to the driver's side door pillar
- ◆ Tires: Rotate front to rear
- ◆ Windshield washer, headlight cleaning system, and wiper blades: Check for damage and function, Check fluid level and add if necessary

3.2.10 Service at 100,000 miles

Service at 100,000 miles or one year after last service, whichever occurs first.

- ◆ AdBlue® Fluid: Check and add if necessary (3.0L TDI engine only)
- ◆ Battery: Check (and second battery if applicable)
- ◆ Brakes: Inspect brake system and shock absorber for leaks and damage, check thickness of brake pads, brake disc condition front and rear. Look for contact pattern and corrosion of brake discs, and check brake fluid level subject to abrasion
- ◆ Dust and pollen filter: Replace (if applicable)
- ◆ Engine: Change oil and replace oil filter
- ◆ Fuel filter: Replace (3.0L TDI engine only)
- ◆ Hybrid components: Perform a visual inspection of high-voltage components and the lines in the engine compartment and the rear of the vehicle for damage
- ◆ Rear window: Check cleaning nozzle functionality (if applicable)
- ◆ Ribbed belt for supercharger: Replace (Hybrid only)
- ◆ Service interval display: Reset
- ◆ Service sticker: Enter the date of the next service on the service sticker and apply to the driver's side door pillar
- ◆ Sunroof: Open sunroof and check front and rear water drains and clean if necessary (if applicable)
- ◆ Tires: Check tread depth, condition, wear pattern, and pressure of all tires (including spare)
- ◆ Tires: Rotate front to rear
- ◆ Windshield washer, headlight cleaning system, and wiper blades: Check for damage and function, Check fluid level and add if necessary

3.2.11 Service at 110,000 miles

Service at 110,000 miles or one year after last service, whichever occurs first.

- ◆ AdBlue® Fluid: Check and add if necessary (3.0L TDI engine only)
- ◆ Brake pads: Check thickness and brake disc condition. Look for contact pattern and corrosion of brake discs (front and rear)
- ◆ Engine: Change oil and replace oil filter
- ◆ Hybrid components: Perform a visual inspection of high-voltage components and the lines in the engine compartment and the rear of the vehicle for damage



- ◆ Rear window: Check cleaning nozzle functionality (if applicable)
- ◆ Service interval display: Reset
- ◆ Service sticker: Enter the date of the next service on the service sticker and apply to the driver's side door pillar
- ◆ Tires: Rotate front to rear
- ◆ Windshield washer, headlight cleaning system, and wiper blades: Check for damage and function, Check fluid level and add if necessary

3.2.12 Service at 120,000 miles

Service at 120,000 miles or one year after last service, whichever occurs first.

- ◆ AdBlue® Fluid: Check and add if necessary (3.0L TDI engine only)
- ◆ Air filter element and snow screen: Replace element and clean screen and housing (if applicable)
- ◆ Battery: Check (and second battery if applicable)
- ◆ Body: Visual inspection for corrosion
- ◆ Brakes: Inspect brake system and shock absorber for leaks and damage, check thickness of brake pads, brake disc condition front and rear. Look for contact pattern and corrosion of brake discs, and check brake fluid level subject to abrasion
- ◆ Coolant level and frost protection: Check
- ◆ CV joints: Check for leaks and damage
- ◆ Diesel Particulate Filter: Perform after the first 120,000 miles or 120,000 miles after a Diesel Particulate Filter (DPF) replacement: Check ash loading according to manufacturer work procedure; Replace if necessary. NOTE: If DPF replacement is not necessary, perform check every 20,000 miles thereafter until replacement becomes necessary. (3.0L TDI engine only)
- ◆ Door checks and mounting pins: Lubricate
- ◆ Dust and pollen filter: Replace (if applicable)
- ◆ Engine: Change oil and replace oil filter
- ◆ Engine and engine compartment components: Check (from above) for leaks and damage
- ◆ Engine and engine compartment components: Check (from below) for leaks and damage, check transmission, final drive, and drive shaft boots
- ◆ Exhaust system: Check for leaks, damage, and secure fittings
- ◆ Fuel filter: Replace (3.0L TDI engine only)
- ◆ Headlights: Check adjustment
- ◆ Hybrid components: Perform a visual inspection of high-voltage components and the lines in the engine compartment and the rear of the vehicle for damage
- ◆ Interior lighting and glove box lights, cigarette lighter/power outlets, horn, and all warning lamps: Check
- ◆ Lighting: Front and rear lights, luggage compartment lighting, turn signals, and hazard warning lights: Check
- ◆ Power steering: Check oil level



- ◆ Rear window: Check cleaning nozzle functionality (if applicable)
- ◆ Ribbed belt: Check condition
- ◆ Service interval display: Reset
- ◆ Service sticker: Enter the date of the next service on the service sticker and apply to the driver's side door pillar
- ◆ Spark plugs: Replace (All engines except TDI)
- ◆ Sunroof and Panoramic sunroof: Check, clean, and lubricate (if applicable)
- ◆ Sunroof: Open sunroof and check front and rear water drains and clean if necessary (if applicable)
- ◆ Test drive: Check braking, kickdown, steering, electrical, heating and ventilation systems, air conditioning, handling, and parking brake
- ◆ Tie rod ends: Check for excessive play and looseness, check boots
- ◆ Tires: Check tread depth, condition, wear pattern, and pressure of all tires (including spare)
- ◆ Tires: Rotate front to rear
- ◆ Underbody: Inspect under seal, underbody trims, pipe placing, and plug for damage
- ◆ Windshield washer, headlight cleaning system, and wiper blades: Check for damage and function, Check fluid level and add if necessary

3.2.13 Time-Dependent Maintenance Items

Every 1 year:

Perform visual check of airbag system.

Every 2 years:

- ◆ Dust and pollen filter: Replace (if applicable)
- ◆ Tire filler bottle in the tire mobility set: Check (observe expiration date)

At the 3 year mark, then every 2 years regardless of miles driven:

- ◆ Brake fluid: Replace fluid. First fluid replacement included under the Volkswagen Carefree Maintenance Program if mileage is less than or equal to 36,000 miles.

Every 4 years regardless of miles driven:

- ◆ AdBlue® fluid: Change fluid if the mileage is under 10,000 miles (3.0L TDI engine only)
- ◆ Tire filler bottle in the tire mobility set: Replace (observe expiration date)

Every 6 years regardless of miles driven:

- ◆ Air filter element and snow screen: Replace element and clean screen and housing (if mileage is under 60,000 miles) (if applicable)
- ◆ Spark plugs: Replace (all engines except TDI)

3.2.14 Brake Fluid Replacement

- ◆ The brake fluid must be replaced every 3 years regardless of mileage, and every 2 years thereafter regardless of mileage driven. First fluid replacement included under the Volkswagen



Carefree Maintenance Program if mileage is less than or equal to 36,000 miles.

Edition 06062013

3.3 MY 2013 Maintenance Intervals (All Vehicles) - Canada

- ⇒ ["3.3.1 Service at 15.000 km", page 91](#)
- ⇒ ["3.3.2 Service at 30.000 km", page 92](#)
- ⇒ ["3.3.3 Service at 60.000 km", page 93](#)
- ⇒ ["3.3.4 Service at 75.000 km", page 94](#)
- ⇒ ["3.3.5 Service at 90.000 km", page 94](#)
- ⇒ ["3.3.6 Service at 105.000 km", page 95](#)
- ⇒ ["3.3.7 Service at 120.000 km", page 96](#)
- ⇒ ["3.3.8 Service at 135.000 km", page 97](#)
- ⇒ ["3.3.9 Service at 150.000 km", page 98](#)
- ⇒ ["3.3.10 Service at 165.000 km", page 99](#)
- ⇒ ["3.3.11 Service at 180.000 km", page 99](#)
- ⇒ ["3.3.12 Service at 195.000 km", page 101](#)
- ⇒ ["3.3.13 Time-Dependent Maintenance Items", page 101](#)
- ⇒ ["3.3.14 Brake Fluid Replacement", page 102](#)

3.3.1 Service at 15.000 km

Service at 15.000 km or one year from vehicle in-service date, whichever occurs first

- ◆ AdBlue® fluid: Check and add if necessary (Passat 2.0L and Touareg 3.0L TDI engine only)
- ◆ Battery: Check (and second battery if applicable)
- ◆ Brake pads: Check thickness and brake disc condition. Look for contact pattern and corrosion of brake discs (front and rear)
- ◆ Coolant level and frost protection: Check.
- ◆ Engine: Change oil and replace oil filter.
- ◆ Engine and engine compartment components: Check (from above) for leaks and damage
- ◆ Engine and engine compartment components: Check (from below) for leaks and damage, check transmission, final drive and drive shaft boots



- ◆ Headlights: Check adjustment
- ◆ Lighting: Front and rear lights, luggage compartment lighting, turn signals, hazard warning lights, daytime running lights, curve lighting, and automatic headlights: Check
- ◆ Rear window: Check cleaning nozzle functionality (if applicable)
- ◆ Service interval display: Reset
- ◆ Service sticker: Enter the date of the next service on the service sticker and apply to the driver's side-door pillar
- ◆ Tires: Rotate front to rear
- ◆ Visual inspection of windshield. Note damage if necessary.
- ◆ Windshield washer, headlight cleaning system, and wiper blades: Check for damage and function. Check fluid level and add if necessary

3.3.2 Service at 30.000 km

Service at 30.000 km or one year after last service, whichever occurs first.

- ◆ AdBlue® fluid: Check and add if necessary (Passat 2.0L and Touareg 3.0L TDI engine only)
- ◆ Battery: Check (and second battery if applicable)
- ◆ Brakes: Inspect brake system and shock absorber for leaks and damage, check thickness of brake pads, brake disc condition front and rear. Look for contact pattern and corrosion of brake discs, and check brake fluid level subject to abrasion
- ◆ Coolant level and frost protection: Check
- ◆ Dust and pollen filter: Replace (if applicable)
- ◆ Engine: Change oil and replace oil filter
- ◆ Engine and engine compartment components: Check (from above) for leaks and damage
- ◆ Engine and engine compartment components: Check (from below) for leaks and damage, check transmission, final drive and drive shaft boots
- ◆ Fuel filter: Replace (2.0L and 3.0L TDI engine only)
- ◆ Headlights: Check adjustment
- ◆ Lighting: Front and rear lights, luggage compartment lighting, turn signals, hazard warning lights, daytime running lights, curve lighting, and automatic headlights: Check
- ◆ Rear window: Check cleaning nozzle functionality (if applicable)
- ◆ Service interval display: Reset
- ◆ Service sticker: Enter the date of the next service on the service sticker and apply to the driver's side-door pillar
- ◆ Sunroof: Open sunroof and check front water drains and clean if necessary (Touareg only)
- ◆ Tires: Check tread depth, condition, wear pattern, and pressure of all tires (including spare)
- ◆ Tires: Rotate front to rear
- ◆ Visual inspection of windshield. Note damage if necessary



- ◆ Windshield washer, headlight cleaning system, and wiper blades: Check for damage and function. Check fluid level and add if necessary

3.3.3 Service at 60.000 km

Service at 60.000 km or one year after last service, whichever occurs first.

- ◆ AdBlue® fluid: Check and add if necessary (Passat 2.0L and Touareg 3.0L TDI engine only)
- ◆ Battery: Check (and second battery if applicable)
- ◆ Body: Visual inspection for corrosion
- ◆ Brakes: Inspect brake system and shock absorber for leaks and damage, check thickness of brake pads, brake disc condition front and rear. Look for contact pattern and corrosion of brake discs, and check brake fluid level subject to abrasion
- ◆ Coolant level and frost protection: Check
- ◆ Convertible roof, CSC roof, and Retractable hard top: Check for function and damage and clean and lubricate seals (if applicable)
- ◆ Convertible roof water drains: Check (Beetle Convertible only)
- ◆ CV joints: Check for leaks and damage
- ◆ Door checks and mounting pins: Lubricate
- ◆ Dust and pollen filter: Replace (if applicable)
- ◆ Engine: Change oil and replace oil filter
- ◆ Engine and engine compartment components: Check (from above) for leaks and damage
- ◆ Engine and engine compartment components: Check (from below) for leaks and damage, check transmission, final drive and drive shaft boots
- ◆ Exhaust system: Check for leaks, damage and secure fittings
- ◆ Fuel filter: Replace (2.0L TDI and 3.0L TDI engine only)
- ◆ Headlights: Check adjustment
- ◆ Interior lighting and glove box lights, cigarette lighter/power outlets, horn, and all warning lamps: Check
- ◆ Lighting: Front and rear lights, luggage compartment lighting, turn signals, hazard warning lights, daytime running lights, curve lighting, and automatic headlights: Check
- ◆ Power steering: Check oil level
- ◆ Rear window: Check cleaning nozzle functionality (if applicable)
- ◆ Ribbed Belt: Check condition (if applicable)
- ◆ Service interval display: Reset
- ◆ Service sticker: Enter the date of the next service on the service sticker and apply to the driver's side-door pillar
- ◆ Spark plugs: Replace (2.5L and 2.0L MPI only)
- ◆ Sunroof and Panoramic sunroof: Check, clean, and lubricate (if applicable)
- ◆ Sunroof: Open sunroof and check front water drains and clean if necessary (if applicable)



- ◆ Test drive: Check braking, kickdown, steering, electrical, heating and ventilation systems, air conditioning, and handling
- ◆ Tie rod ends: Check for excessive play, check boots
- ◆ Tires: Check tread depth, condition, wear pattern, and pressure of all tires (including spare)
- ◆ Tires: Rotate front to rear
- ◆ Transmission: Automatic (non DSG): Check fluid (All models except Touareg, Tiguan, and CC 3.6L)
- ◆ Transmission: DSG (non Automatic): Change fluid and filter
- ◆ Underbody sealant: Inspect for damage
- ◆ Visual inspection of windshield. Note damage if necessary
- ◆ Windshield washer, headlight cleaning system, and wiper blades: Check for damage and function. Check fluid level and add if necessary

3.3.4 Service at 75.000 km

Service at 75.000 km or one year after last service, whichever occurs first.

- ◆ AdBlue® fluid: Check and add if necessary (Passat 2.0L and Touareg 3.0L TDI engine only)
- ◆ Battery: Check (and second battery if applicable)
- ◆ Brake pads: Check thickness and brake disc condition. Look for contact pattern and corrosion of brake discs (front and rear)
- ◆ Coolant level and frost protection: Check
- ◆ Engine: Change oil and replace oil filter
- ◆ Engine and engine compartment components: Check (from above) for leaks and damage
- ◆ Engine and engine compartment components: Check (from below) for leaks and damage, check transmission, final drive and drive shaft boots
- ◆ Headlights: Check adjustment
- ◆ Lighting: Front and rear lights, luggage compartment lighting, turn signals, hazard warning lights, daytime running lights, curve lighting, and automatic headlights: Check
- ◆ Rear window: Check cleaning nozzle functionality (if applicable)
- ◆ Service interval display: Reset
- ◆ Service sticker: Enter the date of the next service on the service sticker and apply to the driver's side-door pillar
- ◆ Tires: Rotate front to rear
- ◆ Visual inspection of windshield. Note damage if necessary
- ◆ Windshield washer, headlight cleaning system, and wiper blades: Check for damage and function. Check fluid level and add if necessary

3.3.5 Service at 90.000 km

Service at 90.000 km or one year after last service, whichever occurs first.

- ◆ AdBlue® fluid: Check and add if necessary (Passat 2.0L and Touareg 3.0L TDI engine only)



- ◆ Air filter element and snow filter: Replace element and clean screen and housing (if applicable)
- ◆ Battery: Check (and second battery if applicable)
- ◆ Brakes: Inspect brake system and shock absorber for leaks and damage, check thickness of brake pads, brake disc condition front and rear. Look for contact pattern and corrosion of brake discs, and check brake fluid level subject to abrasion
- ◆ Coolant level and frost protection: Check
- ◆ Dust and pollen filter: Replace (if applicable)
- ◆ Engine: Change oil and replace oil filter
- ◆ Engine and engine compartment components: Check (from above) for leaks and damage
- ◆ Engine and engine compartment components: Check (from below) for leaks and damage, check transmission, final drive and drive shaft boots
- ◆ Fuel filter: Replace (2.0L and 3.0L TDI engine only)
- ◆ Headlights: Check adjustment
- ◆ Lighting: Front and rear lights, luggage compartment lighting, turn signals, hazard warning lights, daytime running lights, curve lighting, and automatic headlights: Check
- ◆ Rear window: Check cleaning nozzle functionality (if applicable)
- ◆ Service interval display: Reset
- ◆ Service sticker: Enter the date of the next service on the service sticker and apply to the driver's side-door pillar
- ◆ Spark plugs: Replace (2.0T and 3.6L only)
- ◆ Sunroof: Open sunroof and check front water drains and clean if necessary (Touareg only)
- ◆ Timing Belt: Check and replace if necessary (2.0L MPI only)
If replaced at 90,000 km, check every 90,000 km after. If not replaced at 90,000 km, check every 30,000 km until replaced, then every 90,000 km
- ◆ Tires: Check tread depth, condition, wear pattern, and pressure of all tires (including spare)
- ◆ Tires: Rotate front to rear
- ◆ Visual inspection of windshield. Note damage if necessary
- ◆ Windshield washer, headlight cleaning system, and wiper blades: Check for damage and function. Check fluid level and add if necessary

3.3.6 Service at 105.000 km

Service at 105.000 km or one year after last service, whichever occurs first.

- ◆ AdBlue® fluid: Check and add if necessary (Passat 2.0L and Touareg 3.0L TDI engine only)
- ◆ Battery: Check (and second battery if applicable)
- ◆ Brake pads: Check thickness and brake disc condition. Look for contact pattern and corrosion of brake discs (front and rear)
- ◆ Coolant level and frost protection: Check
- ◆ Engine: Change oil and replace oil filter



- ◆ Engine and engine compartment components: Check (from above) for leaks and damage
- ◆ Engine and engine compartment components: Check (from below) for leaks and damage, check transmission, final drive and drive shaft boots
- ◆ Headlights: Check adjustment
- ◆ Lighting: Front and rear lights, luggage compartment lighting, turn signals, hazard warning lights, daytime running lights, curve lighting, and automatic headlights: Check
- ◆ Rear window: Check cleaning nozzle functionality (if applicable)
- ◆ Service interval display: **Reset**
- ◆ Service sticker: Enter the date of the next service on the service sticker and apply to the driver's side-door pillar
- ◆ Tires: Rotate front to rear
- ◆ Visual inspection of windshield. Note damage if necessary
- ◆ Windshield washer, headlight cleaning system, and wiper blades: Check for damage and function. Check fluid level and add if necessary

3.3.7 Service at 120.000 km

Service at 120.000 km or one year after last service, whichever occurs first

- ◆ AdBlue® fluid: Check and add if necessary (Passat 2.0L and Touareg 3.0L TDI engine only)
- ◆ Battery: Check (and second battery if applicable)
- ◆ Body: Visual inspection for corrosion
- ◆ Brakes: Inspect brake system and shock absorber for leaks and damage, check thickness of brake pads, brake disc condition front and rear. Look for contact pattern and corrosion of brake discs, and check brake fluid level subject to abrasion
- ◆ Convertible roof, CSC roof, and Retractable hard top: Check for function and damage and clean and lubricate seals (if applicable)
- ◆ Convertible roof water drains: Check (Beetle Convertible only)
- ◆ Coolant level and frost protection: Check
- ◆ CV joints: Check for leaks and damage
- ◆ Door checks and mounting pins: Lubricate
- ◆ Dust and pollen filter: Replace (if applicable)
- ◆ Engine: Change oil and replace oil filter
- ◆ Engine and engine compartment components: Check (from above) for leaks and damage
- ◆ Engine and engine compartment components: Check (from below) for leaks and damage, check transmission, final drive and drive shaft boots
- ◆ Exhaust system: Check for leaks, damage and secure fittings
- ◆ Fuel filter: Replace (2.0L TDI and 3.0L TDI engine only)
- ◆ Headlights: Check adjustment
- ◆ Interior lighting and glove box lights, cigarette lighter/power outlets, horn, and all warning lamps: Check



- ◆ Lighting: Front and rear lights, luggage compartment lighting, turn signals, hazard warning lights, daytime running lights, curve lighting, and automatic headlights: Check
- ◆ Power steering: Check oil level
- ◆ Rear window: Check cleaning nozzle functionality (if applicable)
- ◆ Ribbed Belt: Check condition (if applicable)
- ◆ Service interval display: Reset
- ◆ Service sticker: Enter the date of the next service on the service sticker and apply to the driver's side-door pillar
- ◆ Spark plugs: Replace (2.5L and 2.0L MPI only)
- ◆ Sunroof and Panoramic sunroof: Check, clean, and lubricate (if applicable)
- ◆ Sunroof: Open sunroof and check front water drains and clean if necessary (if applicable)
- ◆ Test drive: Check braking, kickdown, steering, electrical, heating and ventilation systems, air conditioning, and handling
- ◆ Tie rod ends: Check for excessive play, check boots
- ◆ Timing Belt: Check and replace if necessary (2.0L MPI only)
If replaced at 90,000 km, check every 90,000 km after. If not replaced at 90,000 km, check every 30,000 km until replaced, then every 90,000 km
- ◆ Tires: Check tread depth, condition, wear pattern, and pressure of all tires (including spare)
- ◆ Tires: Rotate front to rear
- ◆ Transmission: Automatic (non DSG): Check fluid (All models except Touareg, Tiguan, and CC 3.6L)
- ◆ Transmission: DSG (non Automatic): Change fluid and filter
- ◆ Underbody sealant: Inspect for damage
- ◆ Visual inspection of windshield. Note damage if necessary
- ◆ Windshield washer, headlight cleaning system, and wiper blades: Check for damage and function. Check fluid level and add if necessary

3.3.8 Service at 135.000 km

Service at 135.000 km or one year after last service, whichever occurs first.

- ◆ AdBlue® fluid: Check and add if necessary (Passat 2.0L and Touareg 3.0L TDI engine only)
- ◆ Battery: Check (and second battery if applicable)
- ◆ Brake pads: Check thickness and brake disc condition. Look for contact pattern and corrosion of brake discs (front and rear)
- ◆ Coolant level and frost protection: Check
- ◆ Engine: Change oil and replace oil filter
- ◆ Engine and engine compartment components: Check (from above) for leaks and damage
- ◆ Engine and engine compartment components: Check (from below) for leaks and damage, check transmission, final drive and drive shaft boots
- ◆ Headlights: Check adjustment



- ◆ Lighting: Front and rear lights, luggage compartment lighting, turn signals, hazard warning lights, daytime running lights, curve lighting, and automatic headlights: Check
- ◆ Rear window: Check cleaning nozzle functionality (if applicable)
- ◆ Service interval display: Reset
- ◆ Service sticker: Enter the date of the next service on the service sticker and apply to the driver's side-door pillar
- ◆ Tires: Rotate front to rear
- ◆ Visual inspection of windshield. Note damage if necessary
- ◆ Windshield washer, headlight cleaning system, and wiper blades: Check for damage and function. Check fluid level and add if necessary

3.3.9 Service at 150.000 km

Service at 150.000 km or one year after last service, whichever occurs first.

- ◆ AdBlue® fluid: Check and add if necessary (Passat 2.0L and Touareg 3.0L TDI engine only)
- ◆ Battery: Check (and second battery if applicable)
- ◆ Brakes: Inspect brake system and shock absorber for leaks and damage, check thickness of brake pads, brake disc condition front and rear. Look for contact pattern and corrosion of brake discs, and check brake fluid level subject to abrasion
- ◆ Coolant level and frost protection: Check
- ◆ Dust and pollen filter: Replace (if applicable)
- ◆ Engine: Change oil and replace oil filter
- ◆ Engine and engine compartment components: Check (from above) for leaks and damage
- ◆ Engine and engine compartment components: Check (from below) for leaks and damage, check transmission, final drive and drive shaft boots
- ◆ Fuel filter: Replace (2.0L and 3.0L TDI engine only)
- ◆ Headlights: Check adjustment
- ◆ Lighting: Front and rear lights, luggage compartment lighting, turn signals, hazard warning lights, daytime running lights, curve lighting, and automatic headlights: Check
- ◆ Rear window: Check cleaning nozzle functionality (if applicable)
- ◆ Service interval display: Reset
- ◆ Service sticker: Enter the date of the next service on the service sticker and apply to the driver's side-door pillar
- ◆ Sunroof: Open sunroof and check front water drains and clean if necessary (Touareg only)
- ◆ Timing Belt: Check and replace if necessary (2.0L MPI only)
If replaced at 90,000 km, check every 90,000 km after. If not replaced at 90,000 km, check every 30,000 km until replaced, then every 90,000 km
- ◆ Tires: Check tread depth, condition, wear pattern, and pressure of all tires (including spare)
- ◆ Tires: Rotate front to rear



- ◆ Visual inspection of windshield. Note damage if necessary
- ◆ Windshield washer, headlight cleaning system, and wiper blades: Check for damage and function. Check fluid level and add if necessary

3.3.10 Service at 165.000 km

Service at 165.000 km or one year after last service, whichever occurs first.

- ◆ AdBlue® fluid: Check and add if necessary (Passat 2.0L and Touareg 3.0L TDI engine only)
- ◆ Battery: Check (and second battery if applicable)
- ◆ Brake pads: Check thickness and brake disc condition. Look for contact pattern and corrosion of brake discs (front and rear)
- ◆ Coolant level and frost protection: Check
- ◆ Engine: Change oil and replace oil filter
- ◆ Engine and engine compartment components: Check (from above) for leaks and damage
- ◆ Engine and engine compartment components: Check (from below) for leaks and damage, check transmission, final drive and drive shaft boots
- ◆ Headlights: Check adjustment
- ◆ Lighting: Front and rear lights, luggage compartment lighting, turn signals, hazard warning lights, daytime running lights, curve lighting, and automatic headlights: Check
- ◆ Rear window: Check cleaning nozzle functionality (if applicable)
- ◆ Service interval display: Reset
- ◆ Service sticker: Enter the date of the next service on the service sticker and apply to the driver's side-door pillar
- ◆ Tires: Rotate front to rear
- ◆ Visual inspection of windshield. Note damage if necessary
- ◆ Windshield washer, headlight cleaning system, and wiper blades: Check for damage and function. Check fluid level and add if necessary

3.3.11 Service at 180.000 km

Service at 180.000 km or one year after last service, whichever occurs first.

- ◆ AdBlue® fluid: Check and add if necessary (Passat 2.0L and Touareg 3.0L TDI engine only)
- ◆ Air filter element and snow filter: Replace element and clean screen and housing (if applicable)
- ◆ Battery: Check (and second battery if applicable)
- ◆ Body: Visual inspection for corrosion
- ◆ Brakes: Inspect brake system and shock absorber for leaks and damage, check thickness of brake pads, brake disc condition front and rear. Look for contact pattern and corrosion of brake discs, and check brake fluid level subject to abrasion
- ◆ Convertible roof, CSC roof, and Retractable hard top: Check for function and damage and clean and lubricate seals (if applicable)



- ◆ Convertible roof water drains: Check (Beetle Convertible only)
- ◆ Coolant level and frost protection: Check
- ◆ CV joints: Check for leaks and damage
- ◆ Diesel Particulate Filter: Perform after the first 180,000 km or 180,000 km after a Diesel Particulate Filter (DPF) replacement; Check ash loading according to manufacturer work procedure; Replace if necessary. NOTE: If DPF replacement is not necessary, perform check every 30,000 km thereafter until replacement becomes necessary. (2.0L and 3.0L TDI engine only)
- ◆ Door checks and mounting pins: Lubricate
- ◆ Dust and pollen filter: Replace (if applicable)
- ◆ Engine: Change oil and replace oil filter
- ◆ Engine and engine compartment components: Check (from above) for leaks and damage
- ◆ Engine and engine compartment components: Check (from below) for leaks and damage, check transmission, final drive and drive shaft boots
- ◆ Exhaust system: Check for leaks, damage and secure fittings
- ◆ Fuel filter: Replace (2.0L and 3.0L TDI engine only)
- ◆ Headlights: Check adjustment
- ◆ Interior lighting and glove box lights, cigarette lighter/power outlets, horn, and all warning lamps: Check
- ◆ Lighting: Front and rear lights, luggage compartment lighting, turn signals, hazard warning lights, daytime running lights, curve lighting, and automatic headlights: Check
- ◆ Power steering: Check oil level
- ◆ Rear window: Check cleaning nozzle functionality (if applicable)
- ◆ Ribbed Belt: Check condition (if applicable)
- ◆ Service interval display: Reset
- ◆ Service sticker: Enter the date of the next service on the service sticker and apply to the driver's side-door pillar
- ◆ Spark plugs: Replace (All engines except TDI)
- ◆ Sunroof and Panoramic sunroof: Check, clean, and lubricate (if applicable)
- ◆ Sunroof: Open sunroof and check front water drains and clean if necessary (if applicable)
- ◆ Test drive: Check braking, kickdown, steering, electrical, heating and ventilation systems, air conditioning, and handling
- ◆ Tie rod ends: Check for excessive play and check boots
- ◆ Timing Belt: Check and replace if necessary (2.0L MPI only) If replaced at 90,000 km, check every 90,000 km after. If not replaced at 90,000 km, check every 30,000 km until replaced, then every 90,000 km
- ◆ Tires: Check tread depth, condition, wear pattern, and pressure of all tires (including spare)
- ◆ Tires: Rotate front to rear
- ◆ Transmission: Automatic (non DSG): Check fluid (All models except Touareg, Tiguan, and CC 3.6L)



- ◆ Transmission: DSG: (non Automatic): Change fluid and filter
- ◆ Underbody sealant: Inspect for damage
- ◆ Visual inspection of windshield. Note damage if necessary
- ◆ Windshield washer, headlight cleaning system, and wiper blades: Check for damage and function. Check fluid level and add if necessary

3.3.12 Service at 195.000 km

Service at 195.000 km or one year after last service, whichever occurs first.

- ◆ AdBlue® fluid: Check and add if necessary (Passat 2.0L and Touareg 3.0L TDI engine only)
- ◆ Battery: Check (and second battery if applicable)
- ◆ Brake pads: Check thickness and brake disc condition. Look for contact pattern and corrosion of brake discs (front and rear)
- ◆ Coolant level and frost protection: Check
- ◆ Engine: Change oil and replace oil filter
- ◆ Engine and engine compartment components: Check (from above) for leaks and damage
- ◆ Engine and engine compartment components: Check (from below) for leaks and damage, check transmission, final drive and drive shaft boots
- ◆ Headlights: Check adjustment
- ◆ Lighting: Front and rear lights, luggage compartment lighting, turn signals, hazard warning lights, daytime running lights, curve lighting, and automatic headlights: Check
- ◆ Rear window: Check cleaning nozzle functionality (if applicable)
- ◆ Service interval display: Reset
- ◆ Service sticker: Enter the date of the next service on the service sticker and apply to the driver's side-door pillar
- ◆ Timing Belt: Replace (2.0L TDI engine only)
- ◆ Tires: Rotate front to rear
- ◆ Visual inspection of windshield. Note damage if necessary
- ◆ Windshield washer, headlight cleaning system, and wiper blades: Check for damage and function. Check fluid level and add if necessary

3.3.13 Time-Dependent Maintenance Items

Every 1 year:

Perform visual check of airbag system.

Every 2 years:

- ◆ Check latch for convertible roof (if applicable)
- ◆ Dust and pollen filter: Replace (if applicable)
- ◆ Tire filler bottle in the tire mobility set: Check (observe expiration date)

At the 3 year mark, then every 2 years regardless of kilometres driven:

- ◆ Brake fluid and clutch unit: Replace fluid



Every 3 years:

- ◆ Haldex clutch: Change oil (if applicable)

Every 4 years regardless of kilometres driven:

- ◆ AdBlue® fluid: Change fluid if the mileage is under 15,000 km (Passat 2.0L and Touareg 3.0L TDI engine only)
- ◆ Spark plugs: Replace (2.0L MPI only)
- ◆ Tire filler bottle in the tire mobility set: Replace (observe expiration date)

Every 6 years:

- ◆ Air filter element and snow screen: Replace element and clean screen and housing (if mileage is under 90,000 km) (if applicable)
- ◆ Spark plugs: Replace (All engines except 2.0L MPI and TDI)

3.3.14 Brake Fluid Replacement

The brake fluid must be replaced every 3 years regardless of kilometres driven, and every 2 years thereafter regardless of kilometres driven.

Edition 06062013





4 MY 2012 Maintenance Intervals

⇒ [“4.1 MY 2012 Maintenance Intervals \(All Vehicles Except Touareg and Routan\) - USA”, page 103](#)

⇒ [“4.2 MY 2012 Maintenance Intervals \(Touareg Only\) - USA”, page 113](#)

⇒ [“4.3 MY 2012 Maintenance Intervals - Canada”, page 122](#)

⇒ [“4.4 MY 2012 Maintenance Intervals - Routan - USA”, page 134](#)

⇒ [“4.5 MY 2012 Maintenance Intervals - Routan - Canada”, page 139](#)

4.1 MY 2012 Maintenance Intervals (All Vehicles Except Touareg and Routan) - USA

⇒ [“4.1.1 Service at 10,000 miles \(Included in the Volkswagen Carefree Maintenance Program\)”, page 103](#)

⇒ [“4.1.2 Service at 20,000 miles \(Included in the Volkswagen Carefree Maintenance Program\)”, page 104](#)

⇒ [“4.1.3 Service at 30,000 miles \(Included in the Volkswagen Carefree Maintenance Program\)”, page 104](#)

⇒ [“4.1.4 Service at 40,000 miles”, page 105](#)

⇒ [“4.1.5 Service at 50,000 miles”, page 106](#)

⇒ [“4.1.6 Service at 60,000 miles”, page 106](#)

⇒ [“4.1.7 Service at 70,000 miles”, page 107](#)

⇒ [“4.1.8 Service at 80,000 miles”, page 107](#)

⇒ [“4.1.9 Service at 90,000 miles”, page 108](#)

⇒ [“4.1.10 Service at 100,000 miles”, page 109](#)

⇒ [“4.1.11 Service at 110,000 miles”, page 109](#)

⇒ [“4.1.12 Service at 120,000 miles”, page 110](#)

⇒ [“4.1.13 Service at 130,000 miles”, page 111](#)

⇒ [“4.1.14 Time-Dependent Maintenance Items”, page 111](#)

⇒ [“4.1.15 Brake Fluid Replacement”, page 112](#)

4.1.1 Service at 10,000 miles (Included in the Volkswagen Carefree Maintenance Program)

Service at 10,000 miles or one year from vehicle in-service date, whichever occurs first.

- ◆ AdBlue® Fluid: Check and add if necessary (Passat 2.0L TDI engine only)
- ◆ Brake pads: Check thickness and brake disc condition (front and rear)
- ◆ Engine: Change oil and replace oil filter
- ◆ Rear window: Check cleaning nozzle functionality (if applicable)
- ◆ Service interval display: Reset



- ◆ Service sticker: Enter the date of the next service on the service sticker and apply to the driver's side door pillar
- ◆ Tires: Rotate front to rear
- ◆ Windshield washer, headlight cleaning system, and wiper blades: Check for damage and function, Check fluid level and add if necessary

4.1.2 Service at 20,000 miles (Included in the Volkswagen Carefree Maintenance Program)

Service at 20,000 miles or one year after last service, whichever occurs first.

- ◆ AdBlue® Fluid: Check and add if necessary (Passat 2.0L TDI engine only)
- ◆ Battery: Check (and second battery if applicable)
- ◆ Brakes: Inspect brake system and shock absorber for leaks and damage, check thickness of brake pads, brake disc condition front and rear and check brake fluid level subject to abrasion (front and rear)
- ◆ Dust and pollen filter: Replace (if applicable)
- ◆ Engine: Change oil and replace oil filter
- ◆ Fuel filter: Replace (2.0L TDI engine only)
- ◆ Rear window: Check cleaning nozzle functionality (if applicable)
- ◆ Service interval display: Reset
- ◆ Service sticker: Enter the date of the next service on the service sticker and apply to the driver's side door pillar
- ◆ Tires: Check tread depth, condition, tire age, wear pattern and pressure of all tires (including spare)
- ◆ Tires: Rotate front to rear
- ◆ Windshield washer, headlight cleaning system, and wiper blades: Check for damage and function, Check fluid level and add if necessary

4.1.3 Service at 30,000 miles (Included in the Volkswagen Carefree Maintenance Program)

Service at 30,000 miles or one year after last service, whichever occurs first.

- ◆ AdBlue® Fluid: Check and add if necessary (Passat 2.0L TDI engine only)
- ◆ Brake pads: Check thickness and brake disc condition (front and rear)
- ◆ Engine: Change oil and replace oil filter
- ◆ Rear window: Check cleaning nozzle functionality (if applicable)
- ◆ Service interval display: Reset
- ◆ Service sticker: Enter the date of the next service on the service sticker and apply to the driver's side door pillar
- ◆ Tires: Rotate front to rear



- ◆ Windshield washer, headlight cleaning system, and wiper blades: Check for damage and function. Check fluid level and add if necessary

4.1.4 Service at 40,000 miles

Service at 40,000 miles or one year after last service, whichever occurs first.

- ◆ AdBlue® Fluid: Check and add if necessary (Passat 2.0L TDI engine only)
- ◆ Battery: Check (and second battery if applicable)
- ◆ Body: Visual inspection for corrosion
- ◆ Brakes: Inspect brake system and shock absorber for leaks and damage, check thickness of brake pads, brake disc condition front and rear and check brake fluid level subject to abrasion (front and rear)
- ◆ Convertible roof, CSC roof, and Retractable hard top: Check for function and damage, clean and lubricate seals (if applicable)
- ◆ Coolant level and frost protection: Check
- ◆ CV joints: Check for leaks and damage
- ◆ Door checks and mounting pins: Lubricate
- ◆ Dust and pollen filter: Replace (if applicable)
- ◆ Engine: Change oil and replace oil filter
- ◆ Engine and engine compartment components: Check (from above) for leaks and damage
- ◆ Engine and engine compartment components: Check (from below) for leaks and damage, check transmission, final drive, and drive shaft boots
- ◆ Exhaust system: Check for leaks, damage, and secure fittings
- ◆ Fuel filter: Replace (2.0L TDI engine only)
- ◆ Headlights: Check adjustment
- ◆ Interior lighting and glove box lights, cigarette lighter/power outlets, horn, and all warning lamps: Check
- ◆ Lighting: Front and rear lights, luggage compartment lighting, turn signals, and hazard warning lights: Check
- ◆ Power steering: Check oil level
- ◆ Rear window: Check cleaning nozzle functionality (if applicable)
- ◆ Ribbed Belt: Check condition
- ◆ Service interval display: Reset
- ◆ Service sticker: Enter the date of the next service on the service sticker and apply to the driver's side door pillar
- ◆ Spark plugs: Replace (2.0L MPI and 2.5L only)
- ◆ Sunroof and Panoramic sunroof: Check, clean, and lubricate (if applicable)
- ◆ Sunroof: Open sunroof and check front and rear water drains and clean if necessary (if applicable)
- ◆ Test drive: Check braking, kick-down, steering, electrical, heating and ventilation systems, air conditioning, handling, and parking brake



- ◆ Tie rod ends: Check for excessive play and looseness, check boots
- ◆ Tires: Check tread depth, condition, tire age, wear pattern and pressure of all tires (including spare)
- ◆ Tires: Rotate front to rear
- ◆ Transmission: DSG (non Automatic): Change fluid and filter
- ◆ Underbody: Inspect under seal, underbody trims, pipe placing, and plug for damage
- ◆ Windshield washer, headlight cleaning system, and wiper blades: Check for damage and function, Check fluid level and add if necessary

4.1.5 Service at 50,000 miles

Service at 50,000 miles or one year after last service, whichever occurs first.

- ◆ AdBlue® Fluid: Check and add if necessary (Passat 2.0L TDI engine only)
- ◆ Brake pads: Check thickness and brake disc condition (front and rear)
- ◆ Engine: Change oil and replace oil filter
- ◆ Rear window: Check cleaning nozzle functionality (if applicable)
- ◆ Service interval display: Reset
- ◆ Service sticker: Enter the date of the next service on the service sticker and apply to the driver's side door pillar
- ◆ Tires: Rotate front to rear
- ◆ Transmission: Automatic (non DSG): Change fluid (2.0L MPI and 2.5L only)
- ◆ Windshield washer, headlight cleaning system, and wiper blades: Check for damage and function, Check fluid level and add if necessary

4.1.6 Service at 60,000 miles

Service at 60,000 miles or one year after last service, whichever occurs first.

- ◆ AdBlue® Fluid: Check and add if necessary (Passat 2.0L TDI engine only)
- ◆ Air filter element and snow screen: Replace element and clean screen and housing (if applicable)
- ◆ Battery: Check (and second battery if applicable)
- ◆ Brakes: Inspect brake system and shock absorber for leaks and damage, check thickness of brake pads, brake disc condition front and rear and check brake fluid level subject to abrasion (front and rear)
- ◆ Dust and pollen filter: Replace (if applicable)
- ◆ Engine: Change oil and replace oil filter
- ◆ Fuel filter: Replace (2.0L TDI engine only)
- ◆ Rear window: Check cleaning nozzle functionality (if applicable)
- ◆ Service interval display: Reset



- ◆ Service sticker: Enter the date of the next service on the service sticker and apply to the driver's side door pillar
- ◆ Spark plugs: Replace (2.0T and 3.6L only)
- ◆ Timing Belt: Check and replace if necessary (2.0L MPI only)
If replaced at 60,000 miles, check every 60,000 miles after. If not replaced at 60,000 miles, check every 20,000 miles until replaced, then every 60,000 miles
- ◆ Tires: Check tread depth, condition, tire age, wear pattern and pressure of all tires (including spare)
- ◆ Tires: Rotate front to rear
- ◆ Windshield washer, headlight cleaning system, and wiper blades: Check for damage and function, Check fluid level and add if necessary

4.1.7 Service at 70,000 miles

Service at 70,000 miles or one year after last service, whichever occurs first.

- ◆ AdBlue® Fluid: Check and add if necessary (Passat 2.0L TDI engine only)
- ◆ Brake pads: Check thickness and brake disc condition (front and rear)
- ◆ Engine: Change oil and replace oil filter
- ◆ Rear window: Check cleaning nozzle functionality (if applicable)
- ◆ Service interval display: Reset
- ◆ Service sticker: Enter the date of the next service on the service sticker and apply to the driver's side door pillar
- ◆ Tires: Rotate front to rear
- ◆ Windshield washer, headlight cleaning system, and wiper blades: Check for damage and function, Check fluid level and add if necessary

4.1.8 Service at 80,000 miles

Service at 80,000 miles or one year after last service, whichever occurs first.

- ◆ AdBlue® Fluid: Check and add if necessary (Passat 2.0L TDI engine only)
- ◆ Battery: Check (and second battery if applicable)
- ◆ Body: Visual inspection for corrosion
- ◆ Brakes: Inspect brake system and shock absorber for leaks and damage, check thickness of brake pads, brake disc condition front and rear and check brake fluid level subject to abrasion (front and rear)
- ◆ Convertible roof, CSC roof, and Retractable hard top: Check for function and damage, clean and lubricate seals (if applicable)
- ◆ Coolant level and frost protection: Check
- ◆ CV joints: Check for leaks and damage
- ◆ Door checks and mounting pins: Lubricate
- ◆ Dust and pollen filter: Replace (if applicable)
- ◆ Engine: Change oil and replace oil filter



- ◆ Engine and engine compartment components: Check (from above) for leaks and damage
- ◆ Engine and engine compartment components: Check (from below) for leaks and damage, check transmission, final drive, and drive shaft boots
- ◆ Exhaust system: Check for leaks, damage, and secure fittings
- ◆ Fuel filter: Replace (2.0L TDI engine only)
- ◆ Headlights: Check adjustment
- ◆ Interior lighting and glove box lights, cigarette lighter/power outlets, horn, and all warning lamps: Check
- ◆ Lighting: Front and rear lights, luggage compartment lighting, turn signals, and hazard warning lights: Check
- ◆ Power steering: Check oil level
- ◆ Rear window: Check cleaning nozzle functionality (if applicable)
- ◆ Ribbed Belt: Check condition
- ◆ Service interval display: **Reset**
- ◆ Service sticker: Enter the date of the next service on the service sticker and apply to the driver's side door pillar
- ◆ Spark plugs: Replace (2.0L MPI and 2.5L only)
- ◆ Sunroof and Panoramic sunroof: Check, clean, and lubricate (if applicable)
- ◆ Sunroof: Open sunroof and check front and rear water drains and clean if necessary (if applicable)
- ◆ Test drive: Check braking, kick-down, steering, electrical, heating and ventilation systems, air conditioning, handling, and parking brake
- ◆ Tie rod ends: Check for excessive play and looseness, check boots
- ◆ Timing Belt: Check and replace if necessary (2.0L MPI only). If replaced at 60,000 miles, check every 60,000 miles after. If not replaced at 60,000 miles, check every 20,000 miles until replaced, then every 60,000 miles
- ◆ Tires: Check tread depth, condition, tire age, wear pattern and pressure of all tires (including spare)
- ◆ Tires: Rotate front to rear
- ◆ Transmission: DSG (non Automatic): Change fluid and filter
- ◆ Underbody: Inspect under seal, underbody trims, pipe placing, and plug for damage
- ◆ Windshield washer, headlight cleaning system, and wiper blades: Check for damage and function, Check fluid level and add if necessary

4.1.9 Service at 90,000 miles

Service at 90,000 miles or one year after last service, whichever occurs first.

- ◆ AdBlue® Fluid: Check and add if necessary (Passat 2.0L TDI engine only)
- ◆ Brake pads: Check thickness and brake disc condition (front and rear)
- ◆ Engine: Change oil and replace oil filter



- ◆ Rear window: Check cleaning nozzle functionality (if applicable)
- ◆ Service interval display: Reset
- ◆ Service sticker: Enter the date of the next service on the service sticker and apply to the driver's side door pillar
- ◆ Tires: Rotate front to rear
- ◆ Windshield washer, headlight cleaning system, and wiper blades: Check for damage and function, Check fluid level and add if necessary

4.1.10 Service at 100,000 miles

Service at 100,000 miles or one year after last service, whichever occurs first.

- ◆ AdBlue® Fluid: Check and add if necessary (Passat 2.0L TDI engine only)
- ◆ Battery: Check (and second battery if applicable)
- ◆ Brakes: Inspect brake system and shock absorber for leaks and damage, check thickness of brake pads, brake disc condition front and rear and check brake fluid level subject to abrasion (front and rear)
- ◆ Dust and pollen filter: Replace (if applicable)
- ◆ Engine: Change oil and replace oil filter
- ◆ Fuel filter: Replace (2.0L TDI engine only)
- ◆ Rear window: Check cleaning nozzle functionality (if applicable)
- ◆ Service interval display: Reset
- ◆ Service sticker: Enter the date of the next service on the service sticker and apply to the driver's side door pillar
- ◆ Timing Belt: Check and replace if necessary (2.0L MPI only)
If replaced at 60,000 miles, check every 60,000 miles after. If not replaced at 60,000 miles, check every 20,000 miles until replaced, then every 60,000 miles
- ◆ Tires: Check tread depth, condition, tire age, wear pattern and pressure of all tires (including spare)
- ◆ Tires: Rotate front to rear
- ◆ Transmission: Automatic (non DSG): Change fluid (2.0L MPI and 2.5L only)
- ◆ Windshield washer, headlight cleaning system, and wiper blades: Check for damage and function, Check fluid level and add if necessary

4.1.11 Service at 110,000 miles

Service at 110,000 miles or one year after last service, whichever occurs first.

- ◆ AdBlue® Fluid: Check and add if necessary (Passat 2.0L TDI engine only)
- ◆ Brake pads: Check thickness and brake disc condition (front and rear)
- ◆ Engine: Change oil and replace oil filter
- ◆ Rear window: Check cleaning nozzle functionality (if applicable)



- ◆ Service interval display: Reset
- ◆ Service sticker: Enter the date of the next service on the service sticker and apply to the driver's side door pillar
- ◆ Tires: Rotate front to rear
- ◆ Windshield washer, headlight cleaning system, and wiper blades: Check for damage and function, Check fluid level and add if necessary

4.1.12 Service at 120,000 miles

Service at 120,000 miles or one year after last service, whichever occurs first.

- ◆ AdBlue® Fluid: Check and add if necessary (Passat 2.0L TDI engine only)
- ◆ Air filter element and snow screen: Replace element and clean screen and housing (if applicable)
- ◆ Battery: Check (and second battery if applicable)
- ◆ Body: Visual inspection for corrosion
- ◆ Brakes: Inspect brake system and shock absorber for leaks and damage, check thickness of brake pads, brake disc condition front and rear and check brake fluid level subject to abrasion (front and rear)
- ◆ Convertible roof, CSC roof, and Retractable hard top: Check for function and damage, clean and lubricate seals (if applicable)
- ◆ Coolant level and frost protection: Check
- ◆ CV joints: Check for leaks and damage
- ◆ Diesel Particulate Filter: Perform after the first 120,000 miles or 120,000 miles after a Diesel Particulate Filter (DPF) replacement: Check ash loading according to manufacturer work procedure; Replace if necessary. NOTE: If DPF replacement is not necessary, perform check every 20,000 miles thereafter until replacement becomes necessary. (2.0L TDI engine only)
- ◆ Door checks and mounting pins: Lubricate
- ◆ Dust and pollen filter: Replace (if applicable)
- ◆ Engine: Change oil and replace oil filter
- ◆ Engine and engine compartment components: Check (from above) for leaks and damage
- ◆ Engine and engine compartment components: Check (from below) for leaks and damage, check transmission, final drive, and drive shaft boots
- ◆ Exhaust system: Check for leaks, damage, and secure fittings
- ◆ Fuel filter: Replace (2.0L TDI engine only)
- ◆ Headlights: Check adjustment
- ◆ Interior lighting and glove box lights, cigarette lighter/power outlets, horn, and all warning lamps: Check
- ◆ Lighting: Front and rear lights, luggage compartment lighting, turn signals, and hazard warning lights: Check
- ◆ Power steering: Check oil level
- ◆ Rear window: Check cleaning nozzle functionality (if applicable)



- ◆ Ribbed Belt: Check condition
- ◆ Service interval display: Reset
- ◆ Service sticker: Enter the date of the next service on the service sticker and apply to the driver's side door pillar
- ◆ Spark plugs: Replace (All engines except TDI)
- ◆ Sunroof and Panoramic sunroof: Check, clean, and lubricate (if applicable)
- ◆ Sunroof: Open sunroof and check front and rear water drains and clean if necessary (if applicable)
- ◆ Test drive: Check braking, kick-down, steering, electrical, heating and ventilation systems, air conditioning, handling, and parking brake
- ◆ Tie rod ends: Check for excessive play and looseness, check boots
- ◆ Timing Belt: Check and replace if necessary (2.0L MPI only)
If replaced at 60,000 miles, check every 60,000 miles after. If not replaced at 60,000 miles, check every 20,000 miles until replaced, then every 60,000 miles
- ◆ Tires: Check tread depth, condition, tire age, wear pattern and pressure of all tires (including spare)
- ◆ Tires: Rotate front to rear
- ◆ Transmission: DSG (non Automatic): Change fluid and filter
- ◆ Underbody: Inspect under seal, underbody trims, pipe placing, and plug for damage
- ◆ Windshield washer, headlight cleaning system, and wiper blades: Check for damage and function, Check fluid level and add if necessary

4.1.13 Service at 130,000 miles

Service at 110,000 miles or one year after last service, whichever occurs first.

- ◆ AdBlue® Fluid: Check and add if necessary (Passat 2.0L TDI engine only)
- ◆ Brake pads: Check thickness and brake disc condition (front and rear)
- ◆ Engine: Change oil and replace oil filter
- ◆ Rear window: Check cleaning nozzle functionality (if applicable)
- ◆ Service interval display: Reset
- ◆ Service sticker: Enter the date of the next service on the service sticker and apply to the driver's side door pillar
- ◆ Timing Belt: Replace (2.0L TDI engine only)
- ◆ Tires: Rotate front to rear
- ◆ Windshield washer, headlight cleaning system, and wiper blades: Check for damage and function, Check fluid level and add if necessary

4.1.14 Time-Dependent Maintenance Items

Every 1 year:

Perform visual check of airbag system.

Every 2 years:



- ◆ Check latch for convertible roof (if applicable)
- ◆ Dust and pollen filter: Replace (if applicable)
- ◆ Tire filler bottle in the tire mobility set: Check (observe expiration date)

At the 3 year mark, then every 2 years regardless of miles driven:

- ◆ Brake fluid and clutch unit: Replace fluid. First fluid replacement included under the Volkswagen Carefree Maintenance Program if mileage is less than or equal to 36,000 miles.

Every 3 years:

- ◆ Haldex clutch: Change oil First fluid replacement included under the Volkswagen Carefree Maintenance Program if mileage is less than or equal to 36,000 miles. (Tiguan 2.0T and CC 3.6L 4MOTION® only).

Every 4 years regardless of miles driven:

- ◆ AdBlue®: Change fluid if the mileage is under 10,000 miles (Passat 2.0L TDI engine only)
- ◆ Spark plugs: Replace (2.0L MPI only)
- ◆ Tire filler bottle in the tire mobility set: Replace (observe expiration date)

Every 6 years regardless of miles driven:

- ◆ Air filter element and snow screen: Replace element and clean screen and housing (if mileage is under 60,000 miles) (if applicable)
- ◆ Spark plugs: Replace (All engines except 2.0L MPI and TDI)

4.1.15 Brake Fluid Replacement

The brake fluid must be replaced every 3 years regardless of mileage, and every 2 years thereafter regardless of mileage driven. First fluid replacement included under the Volkswagen Carefree Maintenance Program if mileage is less than or equal to 36,000 miles.

Edition 06062013



4.2 MY 2012 Maintenance Intervals (Touareg Only) - USA

⇒ [“4.2.1 Service at 10,000 miles \(Included in the Volkswagen Carefree Maintenance Program\)”, page 113](#)

⇒ [“4.2.2 Service at 20,000 miles \(Included in the Volkswagen Carefree Maintenance Program\)”, page 113](#)

⇒ [“4.2.3 Service at 30,000 miles \(Included in the Volkswagen Carefree Maintenance Program\)”, page 114](#)

⇒ [“4.2.4 Service at 40,000 miles”, page 115](#)

⇒ [“4.2.5 Service at 50,000 miles”, page 116](#)

⇒ [“4.2.6 Service at 60,000 miles”, page 116](#)

⇒ [“4.2.7 Service at 70,000 miles”, page 117](#)

⇒ [“4.2.8 Service at 80,000 miles”, page 117](#)

⇒ [“4.2.9 Service at 90,000 miles”, page 118](#)

⇒ [“4.2.10 Service at 100,000 miles”, page 119](#)

⇒ [“4.2.11 Service at 110,000 miles”, page 119](#)

⇒ [“4.2.12 Service at 120,000 miles”, page 120](#)

⇒ [“4.2.13 Time-Dependent Maintenance Items”, page 121](#)

⇒ [“4.2.14 Brake Fluid Replacement”, page 121](#)

4.2.1 Service at 10,000 miles (Included in the Volkswagen Carefree Maintenance Program)

Service at 10,000 miles or one year from vehicle in-service date, whichever occurs first.

- ◆ AdBlue® Fluid: Check and add if necessary (3.0L TDI engine only)
- ◆ Brake pads: Check thickness and brake disc condition (front and rear)
- ◆ Engine: Change oil and replace oil filter
- ◆ Hybrid components: Perform a visual inspection of high voltage components and the lines in the engine compartment and the rear of the vehicle for damage
- ◆ Rear window: Check cleaning nozzle functionality (if applicable)
- ◆ Service interval display: Reset
- ◆ Service sticker: Enter the date of the next service on the service sticker and apply to the driver's side door pillar
- ◆ Tires: Rotate front to rear
- ◆ Windshield washer, headlight cleaning system, and wiper blades: Check for damage and function, Check fluid level and add if necessary

4.2.2 Service at 20,000 miles (Included in the Volkswagen Carefree Maintenance Program)

Service at 20,000 miles or one year after last service, whichever occurs first.



- ◆ AdBlue® Fluid: Check and add if necessary (3.0L TDI engine only)
- ◆ Battery: Check (and second battery if applicable)
- ◆ Brakes: Inspect brake system and shock absorber for leaks and damage, check thickness of brake pads, brake disc condition front and rear and check brake fluid level subject to abrasion (front and rear)
- ◆ Dust and pollen filter: Replace (if applicable)
- ◆ Engine: Change oil and replace oil filter
- ◆ Fuel filter: Replace (3.0L TDI engine only)
- ◆ Hybrid components: Perform a visual inspection of high voltage components and the lines in the engine compartment and the rear of the vehicle for damage
- ◆ Rear window: Check cleaning nozzle functionality (if applicable)
- ◆ Service interval display: Reset
- ◆ Service sticker: Enter the date of the next service on the service sticker and apply to the driver's side door pillar
- ◆ Sunroof: Open sunroof and check front and rear water drains and clean if necessary (if applicable)
- ◆ Tires: Check tread depth, tire age, condition, wear pattern and pressure of all tires (including spare)
- ◆ Tires: Rotate front to rear
- ◆ Windshield washer, headlight cleaning system, and wiper blades: Check for damage and function, Check fluid level and add if necessary

4.2.3 Service at 30,000 miles (Included in the Volkswagen Carefree Maintenance Program)

Service at 30,000 miles or one year after last service, whichever occurs first.

- ◆ AdBlue® Fluid: Check and add if necessary (3.0L TDI engine only)
- ◆ Brake pads: Check thickness and brake disc condition (front and rear)
- ◆ Engine: Change oil and replace oil filter
- ◆ Hybrid components: Perform a visual inspection of high voltage components and the lines in the engine compartment and the rear of the vehicle for damage
- ◆ Rear window: Check cleaning nozzle functionality (if applicable)
- ◆ Service interval display: Reset
- ◆ Service sticker: Enter the date of the next service on the service sticker and apply to the driver's side door pillar
- ◆ Tires: Rotate front to rear
- ◆ Windshield washer, headlight cleaning system, and wiper blades: Check for damage and function, Check fluid level and add if necessary



4.2.4 Service at 40,000 miles

Service at 40,000 miles or one year after last service, whichever occurs first.

- ◆ AdBlue® Fluid: Check and add if necessary (3.0L TDI engine only)
- ◆ Battery: Check (and second battery if applicable)
- ◆ Body: Visual inspection for corrosion
- ◆ Brakes: Inspect brake system and shock absorber for leaks and damage, check thickness of brake pads, brake disc condition front and rear and check brake fluid level subject to abrasion (front and rear)
- ◆ Coolant level and frost protection: Check
- ◆ CV joints: Check for leaks and damage
- ◆ Door checks and mounting pins: Lubricate
- ◆ Dust and pollen filter: Replace (if applicable)
- ◆ Engine: Change oil and replace oil filter
- ◆ Engine and engine compartment components: Check (from above) for leaks and damage
- ◆ Engine and engine compartment components: Check (from below) for leaks and damage, check transmission, final drive, and drive shaft boots
- ◆ Exhaust system: Check for leaks, damage, and secure fittings
- ◆ Fuel filter: Replace (3.0L TDI engine only)
- ◆ Headlights: Check adjustment
- ◆ Hybrid components: Perform a visual inspection of high voltage components and the lines in the engine compartment and the rear of the vehicle for damage
- ◆ Interior lighting and glove box lights, cigarette lighter/power outlets, horn, and all warning lamps: Check
- ◆ Lighting: Front and rear lights, luggage compartment lighting, turn signals, and hazard warning lights: Check
- ◆ Power steering: Check oil level
- ◆ Rear window: Check cleaning nozzle functionality (if applicable)
- ◆ Ribbed Belt: Check condition
- ◆ Service interval display: Reset
- ◆ Service sticker: Enter the date of the next service on the service sticker and apply to the driver's side door pillar
- ◆ Sunroof and Panoramic sunroof: Check, clean, and lubricate (if applicable)
- ◆ Sunroof: Open sunroof and check front and rear water drains and clean if necessary (if applicable)
- ◆ Test drive: Check braking, kick-down, steering, electrical, heating and ventilation systems, air conditioning, handling, and parking brake
- ◆ Tie rod ends: Check for excessive play and looseness, check boots
- ◆ Tires: Check tread depth, tire age, condition, wear pattern, and pressure of all tires (including spare)



- ◆ Tires: Rotate front to rear
- ◆ Underbody: Inspect under seal, underbody trims, pipe placing and plug for damage
- ◆ Windshield washer, headlight cleaning system, and wiper blades: Check for damage and function, Check fluid level and add if necessary

4.2.5 Service at 50,000 miles

Service at 50,000 miles or one year after last service, whichever occurs first.

- ◆ AdBlue® Fluid: Check and add if necessary (3.0L TDI engine only)
- ◆ Brake pads: Check thickness and brake disc condition (front and rear)
- ◆ Engine: Change oil and replace oil filter
- ◆ Hybrid components: Perform a visual inspection of high voltage components and the lines in the engine compartment and the rear of the vehicle for damage
- ◆ Rear window: Check cleaning nozzle functionality (if applicable)
- ◆ Ribbed Belt for supercharger: Replace (Hybrid only)
- ◆ Service interval display: Reset
- ◆ Service sticker: Enter the date of the next service on the service sticker and apply to the driver's side door pillar
- ◆ Tires: Rotate front to rear
- ◆ Windshield washer, headlight cleaning system, and wiper blades: Check for damage and function, Check fluid level and add if necessary

4.2.6 Service at 60,000 miles

Service at 60,000 miles or one year after last service, whichever occurs first.

- ◆ AdBlue® Fluid: Check and add if necessary (3.0L TDI engine only)
- ◆ Air filter element and snow screen: Replace element and clean screen and housing (if applicable)
- ◆ Battery: Check (and second battery if applicable)
- ◆ Brakes: Inspect brake system and shock absorber for leaks and damage, check thickness of brake pads, brake disc condition front and rear and check brake fluid level subject to abrasion (front and rear)
- ◆ Dust and pollen filter: Replace (if applicable)
- ◆ Engine: Change oil and replace oil filter
- ◆ Fuel filter: Replace (3.0L TDI engine only)
- ◆ Hybrid components: Perform a visual inspection of high voltage components and the lines in the engine compartment and the rear of the vehicle for damage
- ◆ Rear window: Check cleaning nozzle functionality (if applicable)
- ◆ Service interval display: Reset



- ◆ Service sticker: Enter the date of the next service on the service sticker and apply to the driver's side door pillar
- ◆ Spark plugs: Replace (all engines except TDI)
- ◆ Sunroof: Open sunroof and check front water drains and clean if necessary (if applicable)
- ◆ Tires: Check tread depth, tire age, condition, wear pattern, and pressure of all tires (including spare)
- ◆ Tires: Rotate front to rear
- ◆ Windshield washer, headlight cleaning system, and wiper blades: Check for damage and function, Check fluid level and add if necessary

4.2.7 Service at 70,000 miles

Service at 70,000 miles or one year after last service, whichever occurs first.

- ◆ AdBlue® Fluid: Check and add if necessary (3.0L TDI engine only)
- ◆ Brake pads: Check thickness and brake disc condition (front and rear)
- ◆ Engine: Change oil and replace oil filter
- ◆ Hybrid components: Perform a visual inspection of high voltage components and the lines in the engine compartment and the rear of the vehicle for damage
- ◆ Rear window: Check cleaning nozzle functionality (if applicable)
- ◆ Service interval display: Reset
- ◆ Service sticker: Enter the date of the next service on the service sticker and apply to the driver's side door pillar
- ◆ Tires: Rotate front to rear
- ◆ Windshield washer, headlight cleaning system, and wiper blades: Check for damage and function, Check fluid level and add if necessary

4.2.8 Service at 80,000 miles

Service at 80,000 miles or one year after last service, whichever occurs first.

- ◆ AdBlue® Fluid: Check and add if necessary (3.0L TDI engine only)
- ◆ Battery: Check (and second battery if applicable)
- ◆ Body: Visual inspection for corrosion
- ◆ Brakes: Inspect brake system and shock absorber for leaks and damage, check thickness of brake pads, brake disc condition front and rear and check brake fluid level subject to abrasion (front and rear)
- ◆ Coolant level and frost protection: Check
- ◆ CV joints: Check for leaks and damage
- ◆ Door checks and mounting pins: Lubricate
- ◆ Dust and pollen filter: Replace (if applicable)
- ◆ Engine: Change oil and replace oil filter
- ◆ Engine and engine compartment components: Check (from above) for leaks and damage



- ◆ Engine and engine compartment components: Check (from below) for leaks and damage, check transmission, final drive, and drive shaft boots
- ◆ Exhaust system: Check for leaks, damage, and secure fittings
- ◆ Fuel filter: Replace (3.0L TDI engine only)
- ◆ Headlights: Check adjustment
- ◆ Hybrid components: Perform a visual inspection of high voltage components and the lines in the engine compartment and the rear of the vehicle for damage
- ◆ Interior lighting and glove box lights, cigarette lighter/power outlets, horn, and all warning lamps: Check
- ◆ Lighting: Front and rear lights, luggage compartment lighting, turn signals, and hazard warning lights: Check
- ◆ Power steering: Check oil level
- ◆ Rear window: Check cleaning nozzle functionality (if applicable)
- ◆ Ribbed Belt: Check condition
- ◆ Service interval display: Reset
- ◆ Service sticker: Enter the date of the next service on the service sticker and apply to the driver's side door pillar
- ◆ Sunroof and Panoramic sunroof: Check, clean, and lubricate (if applicable)
- ◆ Sunroof: Open sunroof and check front and rear water drains and clean if necessary (if applicable)
- ◆ Test drive: Check braking, kick-down, steering, electrical, heating and ventilation systems, air conditioning, handling, and parking brake
- ◆ Tie rod ends: Check for excessive play and looseness, check boots
- ◆ Tires: Check tread depth, tire age, condition, wear pattern, and pressure of all tires (including spare)
- ◆ Tires: Rotate front to rear
- ◆ Underbody: Inspect under seal, underbody trims, pipe placing, and plug for damage
- ◆ Windshield washer, headlight cleaning system, and wiper blades: Check for damage and function, Check fluid level and add if necessary

4.2.9 Service at 90,000 miles

Service at 90,000 miles or one year after last service, whichever occurs first.

- ◆ AdBlue® Fluid: Check and add if necessary (3.0L TDI engine only)
- ◆ Brake pads: Check thickness and brake disc condition (front and rear)
- ◆ Engine: Change oil and replace oil filter
- ◆ Hybrid components: Perform a visual inspection of high voltage components and the lines in the engine compartment and the rear of the vehicle for damage
- ◆ Rear window: Check cleaning nozzle functionality (if applicable)



- ◆ Service interval display: Reset
- ◆ Service sticker: Enter the date of the next service on the service sticker and apply to the driver's side door pillar
- ◆ Tires: Rotate front to rear
- ◆ Windshield washer, headlight cleaning system, and wiper blades: Check for damage and function, Check fluid level and add if necessary

4.2.10 Service at 100,000 miles

Service at 100,000 miles or one year after last service, whichever occurs first.

- ◆ AdBlue® Fluid: Check and add if necessary (3.0L TDI engine only)
- ◆ Battery: Check (and second battery if applicable)
- ◆ Brakes: Inspect brake system and shock absorber for leaks and damage, check thickness of brake pads, brake disc condition front and rear and check brake fluid level subject to abrasion (front and rear)
- ◆ Dust and pollen filter: Replace (if applicable)
- ◆ Engine: Change oil and replace oil filter
- ◆ Fuel filter: Replace (3.0L TDI engine only)
- ◆ Hybrid components: Perform a visual inspection of high voltage components and the lines in the engine compartment and the rear of the vehicle for damage
- ◆ Rear window: Check cleaning nozzle functionality (if applicable)
- ◆ Ribbed Belt for supercharger: Replace (Hybrid only)
- ◆ Service interval display: Reset
- ◆ Service sticker: Enter the date of the next service on the service sticker and apply to the driver's side door pillar
- ◆ Sunroof: Open sunroof and check front and rear water drains and clean if necessary (if applicable)
- ◆ Tires: Check tread depth, tire age, condition, wear pattern, and pressure of all tires (including spare)
- ◆ Tires: Rotate front to rear
- ◆ Windshield washer, headlight cleaning system, and wiper blades: Check for damage and function, Check fluid level and add if necessary

4.2.11 Service at 110,000 miles

Service at 110,000 miles or one year after last service, whichever occurs first.

- ◆ AdBlue® Fluid: Check and add if necessary (3.0L TDI engine only)
- ◆ Brake pads: Check thickness and brake disc condition (front and rear)
- ◆ Engine: Change oil and replace oil filter
- ◆ Hybrid components: Perform a visual inspection of high voltage components and the lines in the engine compartment and the rear of the vehicle for damage



- ◆ Rear window: Check cleaning nozzle functionality (if applicable)
- ◆ Service interval display: Reset
- ◆ Service sticker: Enter the date of the next service on the service sticker and apply to the driver's side door pillar
- ◆ Tires: Rotate front to rear
- ◆ Windshield washer, headlight cleaning system, and wiper blades: Check for damage and function, Check fluid level and add if necessary

4.2.12 Service at 120,000 miles

Service at 120,000 miles or one year after last service, whichever occurs first.

- ◆ AdBlue® Fluid: Check and add if necessary (3.0L TDI engine only)
- ◆ Air filter element and snow screen: Replace element and clean screen and housing (if applicable)
- ◆ Battery: Check (and second battery if applicable)
- ◆ Body: Visual inspection for corrosion
- ◆ Brakes: Inspect brake system and shock absorber for leaks and damage, check thickness of brake pads, brake disc condition front and rear and check brake fluid level subject to abrasion (front and rear)
- ◆ Coolant level and frost protection: Check
- ◆ CV joints: Check for leaks and damage
- ◆ Diesel Particulate Filter: Perform after the first 120,000 miles or 120,000 miles after a Diesel Particulate Filter (DPF) replacement: Check ash loading according to manufacturer work procedure; Replace if necessary. NOTE: If DPF replacement is not necessary, perform check every 20,000 miles thereafter until replacement becomes necessary. (3.0L TDI engine only)
- ◆ Door checks and mounting pins: Lubricate
- ◆ Dust and pollen filter: Replace (if applicable)
- ◆ Engine: Change oil and replace oil filter
- ◆ Engine and engine compartment components: Check (from above) for leaks and damage
- ◆ Engine and engine compartment components: Check (from below) for leaks and damage, check transmission, final drive, and drive shaft boots
- ◆ Exhaust system: Check for leaks, damage, and secure fittings
- ◆ Fuel filter: Replace (3.0L TDI engine only)
- ◆ Headlights: Check adjustment
- ◆ Hybrid components: Perform a visual inspection of high voltage components and the lines in the engine compartment and the rear of the vehicle for damage
- ◆ Interior lighting and glove box lights, cigarette lighter/power outlets, horn, and all warning lamps: Check
- ◆ Lighting: Front and rear lights, luggage compartment lighting, turn signals, and hazard warning lights: Check
- ◆ Power steering: Check oil level



- ◆ Rear window: Check cleaning nozzle functionality (if applicable)
- ◆ Ribbed Belt: Check condition
- ◆ Service interval display: Reset
- ◆ Service sticker: Enter the date of the next service on the service sticker and apply to the driver's side door pillar
- ◆ Spark plugs: Replace (All engines except TDI)
- ◆ Sunroof and Panoramic sunroof: Check, clean, and lubricate (if applicable)
- ◆ Sunroof: Open sunroof and check front and rear water drains and clean if necessary (if applicable)
- ◆ Test drive: Check braking, kick-down, steering, electrical, heating and ventilation systems, air conditioning, handling, and parking brake
- ◆ Tie rod ends: Check for excessive play and looseness, check boots
- ◆ Tires: Check tread depth, tire age, condition, wear pattern, and pressure of all tires (including spare)
- ◆ Tires: Rotate front to rear
- ◆ Underbody: Inspect under seal, underbody trims, pipe placing, and plug for damage
- ◆ Windshield washer, headlight cleaning system, and wiper blades: Check for damage and function, Check fluid level and add if necessary

4.2.13 Time-Dependent Maintenance Items

Every 1 year:

Perform visual check of airbag system.

Every 2 years:

- ◆ Dust and pollen filter: Replace (if applicable)
- ◆ Tire filler bottle in the tire mobility set: Check (observe expiration date)

At the 3 year mark, then every 2 years regardless of miles driven:

- ◆ Brake fluid: Replace fluid. First fluid replacement included under the Volkswagen Carefree Maintenance Program if mileage is less than or equal to 36,000 miles.

Every 4 years regardless of miles driven:

- ◆ AdBlue®: Change fluid if the mileage is under 10,000 miles (3.0L TDI engine only)
- ◆ Tire filler bottle in the tire mobility set: Replace (observe expiration date)

Every 6 years regardless of miles driven:

- ◆ Air filter element and snow screen: Replace element and clean screen and housing (if mileage is under 60,000 miles) (if applicable)
- ◆ Spark plugs: Replace (all engines except TDI)

4.2.14 Brake Fluid Replacement

The brake fluid must be replaced every 3 years regardless of mileage, and every 2 years thereafter regardless of mileage driven. First fluid replacement included under the Volkswagen Care-



free Maintenance Program if mileage is less than or equal to 36,000 miles.

Edition 06062013

4.3 MY 2012 Maintenance Intervals - Canada

- ⇒ ["4.3.1 Service at 15.000 km", page 122](#)
- ⇒ ["4.3.2 Service at 30.000 km", page 123](#)
- ⇒ ["4.3.3 Service at 45.000 km", page 124](#)
- ⇒ ["4.3.4 Service at 60.000 km", page 124](#)
- ⇒ ["4.3.5 Service at 75.000 km", page 125](#)
- ⇒ ["4.3.6 Service at 90.000 km", page 126](#)
- ⇒ ["4.3.7 Service at 105.000 km", page 127](#)
- ⇒ ["4.3.8 Service at 120.000 km", page 127](#)
- ⇒ ["4.3.9 Service at 135.000 km", page 129](#)
- ⇒ ["4.3.10 Service at 150.000 km", page 129](#)
- ⇒ ["4.3.11 Service at 165.000 km", page 130](#)
- ⇒ ["4.3.12 Service at 180.000 km", page 131](#)
- ⇒ ["4.3.13 Service at 195.000 km", page 132](#)
- ⇒ ["4.3.14 Time-Dependent Maintenance Items", page 133](#)
- ⇒ ["4.3.15 Brake Fluid Replacement", page 133](#)

4.3.1 Service at 15.000 km

Service at 15.000 km or one year from vehicle in-service date, whichever occurs first

- ◆ AdBlue® Fluid: Check and add if necessary (Passat 2.0L and Touareg 3.0L TDI engine only)
- ◆ Battery: Check (and second battery if applicable)
- ◆ Brake pads: Check thickness and brake disc condition (front and rear)
- ◆ Coolant level and frost protection: Check.
- ◆ Engine: Change oil and replace oil filter.
- ◆ Engine and engine compartment components: Check (from above) for leaks and damage



- ◆ Engine and engine compartment components: Check (from below) for leaks and damage, check transmission, final drive and drive shaft boots
- ◆ Headlights: Check adjustment.
- ◆ Lighting: Front and rear lights, luggage compartment lighting, turn signals, hazard warning lights, daytime running lights, curve lighting, and automatic headlights: Check
- ◆ Rear window: Check cleaning nozzle functionality (if applicable)
- ◆ Service interval display: Reset
- ◆ Service sticker: Enter the date of the next service on the service sticker and apply to the driver's side door pillar
- ◆ Tires: Rotate front to rear
- ◆ Visual inspection of windshield. Note damage if necessary.
- ◆ Windshield washer, headlight cleaning system, and wiper blades: Check for damage and function, Check fluid level and add if necessary

4.3.2 Service at 30.000 km

Service at 30.000 km or one year after last service, whichever occurs first.

- ◆ AdBlue® Fluid: Check and add if necessary (Passat 2.0L and Touareg 3.0L TDI engine only)
- ◆ Battery: Check (and second battery if applicable)
- ◆ Brakes: Inspect brake system and shock absorber for leaks and damage, check thickness of brake pads, brake disc condition front and rear and check brake fluid level subject to abrasion (front and rear)
- ◆ Coolant level and frost protection: Check
- ◆ Dust and pollen filter: Replace (if applicable)
- ◆ Engine: Change oil and replace oil filter
- ◆ Engine and engine compartment components: Check (from above) for leaks and damage
- ◆ Engine and engine compartment components: Check (from below) for leaks and damage, check transmission, final drive and drive shaft boots
- ◆ Fuel filter: Replace (2.0L and 3.0L TDI engine only)
- ◆ Headlights: Check adjustment
- ◆ Lighting: Front and rear lights, luggage compartment lighting, turn signals, hazard warning lights, daytime running lights, curve lighting, and automatic headlights: Check
- ◆ Rear window: Check cleaning nozzle functionality (if applicable)
- ◆ Service interval display: Reset
- ◆ Service sticker: Enter the date of the next service on the service sticker and apply to the driver's side door pillar
- ◆ Sunroof: Open sunroof and check front water drains and clean if necessary (Touareg only)
- ◆ Tires: Check tread depth, condition, tire age, wear pattern and pressure of all tires (including spare)
- ◆ Tires: Rotate front to rear



- ◆ Visual inspection of windshield. Note damage if necessary
- ◆ Windshield washer, headlight cleaning system, and wiper blades: Check for damage and function, Check fluid level and add if necessary

4.3.3 Service at 45.000 km

Service at 45.000 km or one year after last service, whichever occurs first.

- ◆ AdBlue® Fluid: Check and add if necessary (Passat 2.0L and Touareg 3.0L TDI engine only)
- ◆ Battery: Check (and second battery if applicable)
- ◆ Brake pads: Check thickness and brake disc condition (front and rear)
- ◆ Coolant level and frost protection: Check
- ◆ Engine: Change oil and replace oil filter
- ◆ Engine and engine compartment components: Check (from above) for leaks and damage
- ◆ Engine and engine compartment components: Check (from below) for leaks and damage, check transmission, final drive and drive shaft boots
- ◆ Headlights: Check adjustment
- ◆ Lighting: Front and rear lights, luggage compartment lighting, turn signals, hazard warning lights, daytime running lights, curve lighting, and automatic headlights: Check
- ◆ Rear window: Check cleaning nozzle functionality (if applicable)
- ◆ Service interval display: Reset
- ◆ Service sticker: Enter the date of the next service on the service sticker and apply to the driver's side door pillar
- ◆ Tires: Rotate front to rear
- ◆ Visual inspection of windshield. Note damage if necessary
- ◆ Windshield washer, headlight cleaning system, and wiper blades: Check for damage and function, Check fluid level and add if necessary

4.3.4 Service at 60.000 km

Service at 60.000 km or one year after last service, whichever occurs first.

- ◆ AdBlue® Fluid: Check and add if necessary (Passat 2.0L and Touareg 3.0L TDI engine only)
- ◆ Battery: Check (and second battery if applicable)
- ◆ Body: Visual inspection for corrosion
- ◆ Brakes: Inspect brake system and shock absorber for leaks and damage, check thickness of brake pads, brake disc condition front and rear and check brake fluid level subject to abrasion (front and rear)
- ◆ Coolant level and frost protection: Check
- ◆ Convertible roof, CSC roof, and Retractable hard top: Check for function and damage, clean and lubricate seals (if applicable)
- ◆ CV joints: Check for leaks and damage



- ◆ Door checks and mounting pins: Lubricate
- ◆ Dust and pollen filter: Replace (if applicable)
- ◆ Engine: Change oil and replace oil filter
- ◆ Engine and engine compartment components: Check (from above) for leaks and damage
- ◆ Engine and engine compartment components: Check (from below) for leaks and damage, check transmission, final drive and drive shaft boots
- ◆ Exhaust system: Check for leaks, damage and secure fittings
- ◆ Fuel filter: Replace (2.0L TDI and 3.0L TDI engine only)
- ◆ Headlights: Check adjustment
- ◆ Interior lighting and glove box lights, cigarette lighter/power outlets, horn, and all warning lamps: Check
- ◆ Lighting: Front and rear lights, luggage compartment lighting, turn signals, hazard warning lights, daytime running lights, curve lighting, and automatic headlights: Check
- ◆ Power steering: Check oil level
- ◆ Rear window: Check cleaning nozzle functionality (if applicable)
- ◆ Ribbed Belt: Check condition (if applicable)
- ◆ Service interval display: Reset
- ◆ Service sticker: Enter the date of the next service on the service sticker and apply to the driver's side door pillar
- ◆ Spark plugs: Replace (2.5L and 2.0L MPI only)
- ◆ Sunroof and Panoramic sunroof: Check, clean, and lubricate (if applicable)
- ◆ Sunroof: Open sunroof and check front water drains and clean if necessary (if applicable)
- ◆ Test drive: Check braking, kick-down, steering, electrical, heating and ventilation systems, air conditioning, and handling
- ◆ Tie rod ends: Check for excessive play, check boots
- ◆ Tires: Check tread depth, condition, tire age, wear pattern and pressure of all tires (including spare)
- ◆ Tires: Rotate front to rear
- ◆ Transmission: Automatic (non DSG): Check Fluid (All models except Touareg, Tiguan, and CC 3.6L)
- ◆ Transmission: DSG (non Automatic): Change fluid and filter
- ◆ Underbody sealant: Inspect for damage
- ◆ Visual inspection of windshield: Note damage if necessary
- ◆ Windshield washer, headlight cleaning system, and wiper blades: Check for damage and function, Check fluid level and add if necessary

4.3.5 Service at 75.000 km

Service at 75.000 km or one year after last service, whichever occurs first.

- ◆ AdBlue® Fluid: Check and add if necessary (Passat 2.0L and Touareg 3.0L TDI engine only)
- ◆ Battery: Check (and second battery if applicable)



- ◆ Brake pads: Check thickness and brake disc condition (front and rear)
- ◆ Coolant level and frost protection: Check
- ◆ Engine: Change oil and replace oil filter
- ◆ Engine and engine compartment components: Check (from above) for leaks and damage
- ◆ Engine and engine compartment components: Check (from below) for leaks and damage, check transmission, final drive and drive shaft boots
- ◆ Headlights: Check adjustment
- ◆ Lighting: Front and rear lights, luggage compartment lighting, turn signals, hazard warning lights, daytime running lights, curve lighting, and automatic headlights: Check
- ◆ Rear window: Check cleaning nozzle functionality (if applicable)
- ◆ Service interval display: Reset
- ◆ Service sticker: Enter the date of the next service on the service sticker and apply to the driver's side door pillar
- ◆ Tires: Rotate front to rear
- ◆ Visual inspection of windshield. Note damage if necessary
- ◆ Windshield washer, headlight cleaning system, and wiper blades: Check for damage and function, Check fluid level and add if necessary

4.3.6 Service at 90.000 km

Service at 90.000 km or one year after last service, whichever occurs first.

- ◆ AdBlue® Fluid: Check and add if necessary (Passat 2.0L and Touareg 3.0L TDI engine only)
- ◆ Air filter element and snow filter: Replace element and clean screen and housing (if applicable)
- ◆ Battery: Check (and second battery if applicable)
- ◆ Brakes: Inspect brake system and shock absorber for leaks and damage, check thickness of brake pads, brake disc condition front and rear and check brake fluid level subject to abrasion (front and rear)
- ◆ Coolant level and frost protection: Check
- ◆ Dust and pollen filter: Replace (if applicable)
- ◆ Engine: Change oil and replace oil filter
- ◆ Engine and engine compartment components: Check (from above) for leaks and damage
- ◆ Engine and engine compartment components: Check (from below) for leaks and damage, check transmission, final drive and drive shaft boots
- ◆ Fuel filter: Replace (2.0L and 3.0L TDI engine only)
- ◆ Headlights: Check adjustment
- ◆ Lighting: Front and rear lights, luggage compartment lighting, turn signals, hazard warning lights, daytime running lights, curve lighting, and automatic headlights: Check
- ◆ Rear window: Check cleaning nozzle functionality (if applicable)



- ◆ Service interval display: Reset
- ◆ Service sticker: Enter the date of the next service on the service sticker and apply to the driver's side door pillar
- ◆ Spark plugs: Replace (2.0T and 3.6L only)
- ◆ Sunroof: Open sunroof and check front water drains and clean if necessary (Touareg only)
- ◆ Timing Belt: Check and replace if necessary (2.0L MPI only)
If replaced at 90,000 km, check every 90,000 km after. If not replaced at 90,000 km, check every 30,000 km until replaced, then every 90,000 km
- ◆ Tires: Check tread depth, condition, tire age, wear pattern and pressure of all tires (including spare)
- ◆ Tires: Rotate front to rear
- ◆ Visual inspection of windshield. Note damage if necessary
- ◆ Windshield washer, headlight cleaning system, and wiper blades: Check for damage and function, Check fluid level and add if necessary

4.3.7 Service at 105.000 km

Service at 105.000 km or one year after last service, whichever occurs first.

- ◆ AdBlue® Fluid: Check and add if necessary (Passat 2.0L and Touareg 3.0L TDI engine only)
- ◆ Battery: Check (and second battery if applicable)
- ◆ Brake pads: Check thickness and brake disc condition (front and rear)
- ◆ Coolant level and frost protection: Check
- ◆ Engine: Change oil and replace oil filter
- ◆ Engine and engine compartment components: Check (from above) for leaks and damage
- ◆ Engine and engine compartment components: Check (from below) for leaks and damage, check transmission, final drive and drive shaft boots
- ◆ Headlights: Check adjustment
- ◆ Lighting: Front and rear lights, luggage compartment lighting, turn signals, hazard warning lights, daytime running lights, curve lighting, and automatic headlights: Check
- ◆ Rear window: Check cleaning nozzle functionality (if applicable)
- ◆ Service interval display: Reset
- ◆ Service sticker: Enter the date of the next service on the service sticker and apply to the driver's side door pillar
- ◆ Tires: Rotate front to rear
- ◆ Visual inspection of windshield. Note damage if necessary
- ◆ Windshield washer, headlight cleaning system, and wiper blades: Check for damage and function, Check fluid level and add if necessary

4.3.8 Service at 120.000 km

Service at 120.000 km or one year after last service, whichever occurs first.



- ◆ AdBlue® Fluid: Check and add if necessary (Passat 2.0L and Touareg 3.0L TDI engine only)
- ◆ Battery: Check (and second battery if applicable)
- ◆ Body: Visual inspection for corrosion
- ◆ Brakes: Inspect brake system and shock absorber for leaks and damage, check thickness of brake pads, brake disc condition front and rear and check brake fluid level subject to abrasion (front and rear)
- ◆ Convertible roof, CSC roof, and Retractable hard top: Check for function and damage, clean and lubricate seals (if applicable)
- ◆ Coolant level and frost protection: Check
- ◆ CV joints: Check for leaks and damage
- ◆ Door checks and mounting pins: Lubricate
- ◆ Dust and pollen filter: Replace (if applicable)
- ◆ Engine: Change oil and replace oil filter
- ◆ Engine and engine compartment components: Check (from above) for leaks and damage
- ◆ Engine and engine compartment components: Check (from below) for leaks and damage, check transmission, final drive and drive shaft boots
- ◆ Exhaust system: Check for leaks, damage and secure fittings
- ◆ Fuel filter: Replace (2.0L TDI and 3.0L TDI engine only)
- ◆ Headlights: Check adjustment
- ◆ Interior lighting and glove box lights, cigarette lighter/power outlets, horn, and all warning lamps: Check
- ◆ Lighting: Front and rear lights, luggage compartment lighting, turn signals, hazard warning lights, daytime running lights, curve lighting, and automatic headlights: Check
- ◆ Power steering: Check oil level
- ◆ Rear window: Check cleaning nozzle functionality (if applicable)
- ◆ Ribbed Belt: Check condition (if applicable)
- ◆ Service interval display: Reset
- ◆ Service sticker: Enter the date of the next service on the service sticker and apply to the driver's side door pillar
- ◆ Spark plugs: Replace (2.5L and 2.0L MPI only)
- ◆ Sunroof and Panoramic sunroof: Check, clean, and lubricate (if applicable)
- ◆ Sunroof: Open sunroof and check front water drains and clean if necessary (if applicable)
- ◆ Test drive: Check braking, kick-down, steering, electrical, heating and ventilation systems, air conditioning, and handling
- ◆ Tie rod ends: Check for excessive play, check boots
- ◆ Timing Belt: Check and replace if necessary (2.0L MPI only)
If replaced at 90,000 km, check every 90,000 km after. If not replaced at 90,000 km, check every 30,000 km until replaced, then every 90,000 km
- ◆ Tires: Check tread depth, condition, tire age, wear pattern and pressure of all tires (including spare)



- ◆ Tires: Rotate front to rear
- ◆ Transmission: Automatic (non DSG): Check Fluid (All models except Touareg, Tiguan, and CC 3.6L)
- ◆ Transmission: DSG (non Automatic): Change fluid and filter
- ◆ Underbody sealant: Inspect for damage
- ◆ Visual inspection of windshield. Note damage if necessary
- ◆ Windshield washer, headlight cleaning system, and wiper blades: Check for damage and function, Check fluid level and add if necessary

4.3.9 Service at 135.000 km

Service at 135.000 km or one year after last service, whichever occurs first.

- ◆ AdBlue® Fluid: Check and add if necessary (Passat 2.0L and Touareg 3.0L TDI engine only)
- ◆ Battery: Check (and second battery if applicable)
- ◆ Brake pads: Check thickness and brake disc condition (front and rear)
- ◆ Coolant level and frost protection: Check
- ◆ Engine: Change oil and replace oil filter
- ◆ Engine and engine compartment components: Check (from above) for leaks and damage
- ◆ Engine and engine compartment components: Check (from below) for leaks and damage, check transmission, final drive and drive shaft boots
- ◆ Headlights: Check adjustment
- ◆ Lighting: Front and rear lights, luggage compartment lighting, turn signals, hazard warning lights, daytime running lights, curve lighting, and automatic headlights: Check
- ◆ Rear window: Check cleaning nozzle functionality (if applicable)
- ◆ Service interval display: Reset
- ◆ Service sticker: Enter the date of the next service on the service sticker and apply to the driver's side door pillar
- ◆ Tires: Rotate front to rear
- ◆ Visual inspection of windshield. Note damage if necessary
- ◆ Windshield washer, headlight cleaning system, and wiper blades: Check for damage and function, Check fluid level and add if necessary

4.3.10 Service at 150.000 km

Service at 150.000 km or one year after last service, whichever occurs first.

- ◆ AdBlue® Fluid: Check and add if necessary (Passat 2.0L and Touareg 3.0L TDI engine only)
- ◆ Battery: Check (and second battery if applicable)
- ◆ Brakes: Inspect brake system and shock absorber for leaks and damage, check thickness of brake pads, brake disc condition front and rear and check brake fluid level subject to abrasion (front and rear)
- ◆ Coolant level and frost protection: Check



- ◆ Dust and pollen filter: Replace (if applicable)
- ◆ Engine: Change oil and replace oil filter
- ◆ Engine and engine compartment components: Check (from above) for leaks and damage
- ◆ Engine and engine compartment components: Check (from below) for leaks and damage, check transmission, final drive and drive shaft boots
- ◆ Fuel filter: Replace (2.0L and 3.0L TDI engine only)
- ◆ Headlights: Check adjustment
- ◆ Lighting: Front and rear lights, luggage compartment lighting, turn signals, hazard warning lights, daytime running lights, curve lighting, and automatic headlights: Check
- ◆ Rear window: Check cleaning nozzle functionality (if applicable)
- ◆ Service interval display: Reset
- ◆ Service sticker: Enter the date of the next service on the service sticker and apply to the driver's side door pillar
- ◆ Sunroof: Open sunroof and check front water drains and clean if necessary (Touareg only)
- ◆ Timing Belt: Check and replace if necessary (2.0L MPI only)
If replaced at 90,000 km, check every 90,000 km after. If not replaced at 90,000 km, check every 30,000 km until replaced, then every 90,000 km
- ◆ Tires: Check tread depth, condition, tire age, wear pattern and pressure of all tires (including spare)
- ◆ Tires: Rotate front to rear
- ◆ Visual inspection of windshield. Note damage if necessary
- ◆ Windshield washer, headlight cleaning system, and wiper blades: Check for damage and function, Check fluid level and add if necessary

4.3.11 Service at 165.000 km

Service at 165.000 km or one year after last service, whichever occurs first.

- ◆ AdBlue® Fluid: Check and add if necessary (Passat 2.0L and Touareg 3.0L TDI engine only)
- ◆ Battery: Check (and second battery if applicable)
- ◆ Brake pads: Check thickness and brake disc condition (front and rear)
- ◆ Coolant level and frost protection: Check
- ◆ Engine: Change oil and replace oil filter
- ◆ Engine and engine compartment components: Check (from above) for leaks and damage
- ◆ Engine and engine compartment components: Check (from below) for leaks and damage, check transmission, final drive and drive shaft boots
- ◆ Headlights: Check adjustment
- ◆ Lighting: Front and rear lights, luggage compartment lighting, turn signals, hazard warning lights, daytime running lights, curve lighting, and automatic headlights: Check



- ◆ Rear window: Check cleaning nozzle functionality (if applicable)
- ◆ Service interval display: Reset
- ◆ Service sticker: Enter the date of the next service on the service sticker and apply to the driver's side door pillar
- ◆ Tires: Rotate front to rear
- ◆ Visual inspection of windshield. Note damage if necessary
- ◆ Windshield washer, headlight cleaning system, and wiper blades: Check for damage and function, Check fluid level and add if necessary

4.3.12 Service at 180.000 km

Service at 180.000 km or one year after last service, whichever occurs first.

- ◆ AdBlue® Fluid: Check and add if necessary (Passat 2.0L and Touareg 3.0L TDI engine only)
- ◆ Air filter element and snow filter: Replace element and clean screen and housing (if applicable)
- ◆ Battery: Check (and second battery if applicable)
- ◆ Body: Visual inspection for corrosion
- ◆ Brakes: Inspect brake system and shock absorber for leaks and damage, check thickness of brake pads, brake disc condition front and rear and check brake fluid level subject to abrasion (front and rear)
- ◆ Convertible roof, CSC roof, and Retractable hard top: Check for function and damage, clean and lubricate seals (if applicable)
- ◆ Coolant level and frost protection: Check
- ◆ CV joints: Check for leaks and damage
- ◆ Diesel Particulate Filter: Perform after the first 180,000 km or 180,000 km after a Diesel Particulate Filter (DPF) replacement. Check ash loading according to manufacturer work procedure; Replace if necessary. NOTE: If DPF replacement is not necessary, perform check every 30,000 km thereafter until replacement becomes necessary. (2.0L and 3.0L TDI engine only)
- ◆ Door checks and mounting pins: Lubricate
- ◆ Dust and pollen filter: Replace (if applicable)
- ◆ Engine: Change oil and replace oil filter
- ◆ Engine and engine compartment components: Check (from above) for leaks and damage
- ◆ Engine and engine compartment components: Check (from below) for leaks and damage, check transmission, final drive and drive shaft boots
- ◆ Exhaust system: Check for leaks, damage and secure fittings
- ◆ Fuel filter: Replace (2.0L and 3.0L TDI engine only)
- ◆ Headlights: Check adjustment
- ◆ Interior lighting and glove box lights, cigarette lighter/power outlets, horn, and all warning lamps: Check
- ◆ Lighting: Front and rear lights, luggage compartment lighting, turn signals, hazard warning lights, daytime running lights, curve lighting, and automatic headlights: Check



- ◆ Power steering: Check oil level
- ◆ Rear window: Check cleaning nozzle functionality (if applicable)
- ◆ Ribbed Belt: Check condition (if applicable)
- ◆ Service interval display: Reset
- ◆ Service sticker: Enter the date of the next service on the service sticker and apply to the driver's side door pillar
- ◆ Spark plugs: Replace (All engines except TDI)
- ◆ Sunroof and Panoramic sunroof: Check, clean, and lubricate (if applicable)
- ◆ Sunroof: Open sunroof and check front water drains and clean if necessary (if applicable)
- ◆ Test drive: Check braking, kick-down, steering, electrical, heating and ventilation systems, air conditioning, and handling
- ◆ Tie rod ends: Check for excessive play and check boots
- ◆ Timing Belt: Check and replace if necessary (2.0L MPI only)
If replaced at 90,000 km, check every 90,000 km after. If not replaced at 90,000 km, check every 30,000 km until replaced, then every 90,000 km
- ◆ Tires: Check tread depth, condition, tire age, wear pattern and pressure of all tires (including spare)
- ◆ Tires: Rotate front to rear
- ◆ Transmission: Automatic (non DSG): Check Fluid (All models except Touareg, Tiguan, and CC 3.6L)
- ◆ Transmission: DSG: (non Automatic): Change fluid and filter
- ◆ Underbody sealant: Inspect for damage
- ◆ Visual inspection of windshield. Note damage if necessary
- ◆ Windshield washer, headlight cleaning system, and wiper blades: Check for damage and function, Check fluid level and add if necessary

4.3.13 Service at 195.000 km

Service at 195.000 km or one year after last service, whichever occurs first.

- ◆ AdBlue® Fluid: Check and add if necessary (Passat 2.0L and Touareg 3.0L TDI engine only)
- ◆ Battery: Check (and second battery if applicable)
- ◆ Brake pads: Check thickness and brake disc condition (front and rear)
- ◆ Coolant level and frost protection: Check
- ◆ Engine: Change oil and replace oil filter
- ◆ Engine and engine compartment components: Check (from above) for leaks and damage
- ◆ Engine and engine compartment components: Check (from below) for leaks and damage, check transmission, final drive and drive shaft boots
- ◆ Headlights: Check adjustment
- ◆ Lighting: Front and rear lights, luggage compartment lighting, turn signals, hazard warning lights, daytime running lights, curve lighting, and automatic headlights: Check



- ◆ Rear window: Check cleaning nozzle functionality (if applicable)
- ◆ Service interval display: Reset
- ◆ Service sticker: Enter the date of the next service on the service sticker and apply to the driver's side door pillar
- ◆ Timing Belt: Replace (2.0L TDI engine only)
- ◆ Tires: Rotate front to rear
- ◆ Visual inspection of windshield. Note damage if necessary
- ◆ Windshield washer, headlight cleaning system, and wiper blades: Check for damage and function, Check fluid level and add if necessary

4.3.14 Time-Dependent Maintenance Items

Every 1 year:

Perform visual check of airbag system.

Every 2 years:

- ◆ Check latch for convertible roof (if applicable)
- ◆ Dust and pollen filter: Replace (if applicable)
- ◆ Tire filler bottle in the tire mobility set: Check (observe expiration date)

At the 3 year mark, then every 2 years regardless of kilometres driven:

- ◆ Brake fluid and clutch unit: Replace fluid

Every 3 years:

- ◆ Haldex clutch: Change oil (if applicable)

Every 4 years regardless of kilometres driven:

- ◆ AdBlue®: Change fluid if the mileage is under 15,000 km (Passat 2.0L and Touareg 3.0L TDI engine only)
- ◆ Spark plugs: Replace (2.0L MPI only)
- ◆ Tire filler bottle in the tire mobility set: Replace (observe expiration date)

Every 6 years:

- ◆ Air filter element and snow screen: Replace element and clean screen and housing (if mileage is under 90,000 km) (if applicable)
- ◆ Spark plugs: Replace (All engines except 2.0L MPI and TDI)

4.3.15 Brake Fluid Replacement

The brake fluid must be replaced every 3 years regardless of kilometres driven, and every 2 years thereafter regardless of kilometres driven.



Edition 06062013

4.4 MY 2012 Maintenance Intervals - Routan - USA

- ⇒ ["4.4.1 Service at 8,000 Miles", page 134](#)
- ⇒ ["4.4.2 Service at 16,000 Miles", page 134](#)
- ⇒ ["4.4.3 Service at 24,000 Miles", page 135](#)
- ⇒ ["4.4.4 Service at 32,000 Miles", page 135](#)
- ⇒ ["4.4.5 Service at 40,000 Miles", page 135](#)
- ⇒ ["4.4.6 Service at 48,000 Miles", page 135](#)
- ⇒ ["4.4.7 Service at 56,000 Miles", page 135](#)
- ⇒ ["4.4.8 Service at 64,000 Miles", page 136](#)
- ⇒ ["4.4.9 Service at 72,000 Miles", page 136](#)
- ⇒ ["4.4.10 Service at 80,000 Miles", page 136](#)
- ⇒ ["4.4.11 Service at 88,000 Miles", page 136](#)
- ⇒ ["4.4.12 Service at 96,000 Miles", page 137](#)
- ⇒ ["4.4.13 Service at 104,000 Miles", page 137](#)
- ⇒ ["4.4.14 Service at 112,000 Miles", page 137](#)
- ⇒ ["4.4.15 Service at 120,000 Miles", page 137](#)
- ⇒ ["4.4.16 Service at 128,000 miles", page 138](#)
- ⇒ ["4.4.17 Service at 136,000 Miles", page 138](#)
- ⇒ ["4.4.18 Service at 144,000 Miles", page 138](#)
- ⇒ ["4.4.19 Service at 152,000 Miles", page 138](#)

4.4.1 Service at 8,000 Miles

- ◆ Change engine oil and replace engine oil filter.
- ◆ Rotate at the first sign of irregular wear, even if it occurs earlier than the prescribed interval.

4.4.2 Service at 16,000 Miles

- ◆ Change engine oil and replace engine oil filter.
- ◆ Rotate tires. Rotate at the first sign of irregular wear, even if it occurs earlier than the prescribed interval.
- ◆ If using your vehicle for any of the following; Dusty or off-road conditions, Inspect the engine air cleaner filter, replace if necessary.
- ◆ Replace the air conditioning filter.
- ◆ Inspect the brake linings, replace if necessary.
- ◆ Inspect the CV joints. Perform the first inspection at 16,000 miles or 12 months.
- ◆ Inspect the exhaust system. Perform the first inspection at 16,000 miles or 12 months.



- ◆ Inspect the front suspension, tie rod ends, and boot seals for cracks or leaks and all parts for damage, wear, improper looseness or end play; replace if necessary.

4.4.3 Service at 24,000 Miles

- ◆ Change engine oil and replace engine oil filter.
- ◆ Rotate tires. Rotate at the first sign of irregular wear, even if it occurs earlier than the prescribed interval.
- ◆ Inspect the CV joints. Perform the first inspection at 16,000 miles or 12 months.
- ◆ Inspect the exhaust system. Perform the first inspection at 16,000 miles or 12 months.

4.4.4 Service at 32,000 Miles

- ◆ Change engine oil and replace engine oil filter.
- ◆ Rotate tires. Rotate at the first sign of irregular wear, even if it occurs earlier than the prescribed interval.
- ◆ Replace the engine air cleaner filter.
- ◆ Replace the air conditioning filter.
- ◆ Inspect the brake linings, replace if necessary.
- ◆ Inspect the front suspension, tie rod ends, and boot seals for cracks or leaks and all parts for damage, wear, improper looseness or end play; replace if necessary.

4.4.5 Service at 40,000 Miles

- ◆ Change engine oil and replace engine oil filter.
- ◆ Rotate tires. Rotate at the first sign of irregular wear, even if it occurs earlier than the prescribed interval.

4.4.6 Service at 48,000 Miles

- ◆ Change engine oil and replace engine oil filter.
- ◆ Rotate tires. Rotate at the first sign of irregular wear, even if it occurs earlier than the prescribed interval.
- ◆ If using your vehicle for any of the following; Dusty or off-road conditions, Inspect the engine air cleaner filter; replace if necessary.
- ◆ Replace the air conditioning filter.
- ◆ Inspect the brake linings, replace if necessary.
- ◆ Inspect the CV joints. Perform the first inspection at 16,000 miles or 12 months.
- ◆ Inspect the exhaust system. Perform the first inspection at 16,000 miles or 12 months.
- ◆ Inspect the front suspension, tie rod ends, and boot seals for cracks or leaks and all parts for damage, wear, improper looseness or end play; replace if necessary.

4.4.7 Service at 56,000 Miles

- ◆ Change engine oil and replace engine oil filter.
- ◆ Rotate tires. Rotate at the first sign of irregular wear, even if it occurs earlier than the prescribed interval.



4.4.8 Service at 64,000 Miles

- ◆ Change engine oil and replace engine oil filter.
- ◆ Rotate tires. Rotate at the first sign of irregular wear, even if it occurs earlier than the prescribed interval.
- ◆ Replace the engine air cleaner filter.
- ◆ Replace the air conditioning filter.
- ◆ Inspect the brake linings, replace if necessary.
- ◆ Inspect the front suspension, tie rod ends, and boot seals for cracks or leaks and all parts for damage, wear, improper looseness or end play; replace if necessary.
- ◆ Change the automatic transaxle fluid and filter if using your vehicle for any of the following: Police, taxi, fleet or frequent trailer towing.

4.4.9 Service at 72,000 Miles

- ◆ Change engine oil and replace engine oil filter.
- ◆ Rotate tires. Rotate at the first sign of irregular wear, even if it occurs earlier than the prescribed interval.
- ◆ Inspect the CV joints. Perform the first inspection at 16,000 miles or 12 months.
- ◆ Inspect the exhaust system. Perform the first inspection at 16,000 miles or 12 months.

4.4.10 Service at 80,000 Miles

- ◆ Change engine oil and replace engine oil filter.
- ◆ Rotate tires. Rotate at the first sign of irregular wear, even if it occurs earlier than the prescribed interval.
- ◆ If using your vehicle for any of the following; Dusty or off-road conditions, Inspect the engine air cleaner filter; replace if necessary.
- ◆ Replace the air conditioning filter.
- ◆ Inspect the brake linings, replace if necessary.
- ◆ Inspect the front suspension, tie rod ends, and boot seals for cracks or leaks and all parts for damage, wear, improper looseness or end play; replace if necessary.
- ◆ Flush and replace the engine coolant at 80,000 miles if not done at 104,000 miles.

4.4.11 Service at 88,000 Miles

- ◆ Change engine oil and replace engine oil filter.
- ◆ Rotate tires. Rotate at the first sign of irregular wear, even if it occurs earlier than the prescribed interval.
- ◆ If using your vehicle for any of the following; Dusty or off-road conditions, Inspect the engine air cleaner filter; replace if necessary.
- ◆ Replace the air conditioning filter.
- ◆ Inspect the brake linings, replace if necessary.
- ◆ Inspect the front suspension, tie rod ends, and boot seals for cracks or leaks and all parts for damage, wear, improper looseness or end play; replace if necessary.



- ◆ Flush and replace the engine coolant at 80,000 miles if not done at 104,000 miles.

4.4.12 Service at 96,000 Miles

- ◆ Change the engine oil and engine oil filter.
- ◆ Rotate tires. Rotate at the first sign of irregular wear, even if it occurs earlier than the prescribed interval.
- ◆ Replace the engine air cleaner filter.
- ◆ Replace the air conditioning filter.
- ◆ Inspect the brake linings: replace if necessary.
- ◆ Inspect the CV joints. Perform the first inspection at 16,000 miles or 12 months.
- ◆ Inspect the exhaust system. Perform the first inspection at 16,000 miles or 12 months.
- ◆ Inspect the front suspension, tie rod ends, and boot seals for cracks or leaks and all parts for damage, wear, improper looseness or end play: replace if necessary.
- ◆ Replace the spark plugs.
- ◆ Inspect and replace the PCV valve if necessary.

4.4.13 Service at 104,000 Miles

- ◆ Change engine oil and replace engine oil filter.
- ◆ Rotate tires. Rotate at the first sign of irregular wear, even if it occurs earlier than the prescribed interval.
- ◆ Flush and replace the engine coolant if not done at 60 months.

4.4.14 Service at 112,000 Miles

- ◆ Change engine oil and replace engine oil filter.
- ◆ Rotate tires. Rotate at the first sign of irregular wear, even if it occurs earlier than the prescribed interval.
- ◆ If using your vehicle for any of the following: Dusty or off-road conditions. Inspect the engine air cleaner filter: replace if necessary.
- ◆ Replace the air conditioning filter.
- ◆ Inspect the brake linings, replace if necessary.
- ◆ Inspect the front suspension, tie rod ends, and boot seals for cracks or leaks and all parts for damage, wear, improper looseness or end play: replace if necessary.

4.4.15 Service at 120,000 Miles

- ◆ Change engine oil and replace engine oil filter.
- ◆ Rotate tires. Rotate at the first sign of irregular wear, even if it occurs earlier than the prescribed interval.
- ◆ Inspect the CV joints. Perform the first inspection at 16,000 miles or 12 months.
- ◆ Inspect the exhaust system. Perform the first inspection at 16,000 miles or 12 months.
- ◆ Change the automatic transmission fluid and filter (s).
- ◆ Replace the accessory drive belt (s).



4.4.16 Service at 128,000 miles

- ◆ Change engine oil and replace engine oil filter.
- ◆ Rotate tires. Rotate at the first sign of irregular wear, even if it occurs earlier than the prescribed interval.
- ◆ Inspect the CV joints. Perform the first inspection at 16,000 miles or 12 months.
- ◆ Inspect the exhaust system. Perform the first inspection at 16,000 miles or 12 months.
- ◆ Change the automatic transmission fluid and filter (s).
- ◆ Replace the accessory drive belt (s).

4.4.17 Service at 136,000 Miles

- ◆ Change engine oil and replace engine oil filter
- ◆ Rotate tires. Rotate at the first sign of irregular wear, even if it occurs earlier than the prescribed interval

4.4.18 Service at 144,000 Miles

- ◆ Change engine oil and replace engine oil filter.
- ◆ Rotate tires. Rotate at the first sign of irregular wear, even if it occurs earlier than the prescribed interval.
- ◆ If using your vehicle for any of the following: Dusty or off-road conditions. Inspect the engine air cleaner filter: replace if necessary.
- ◆ Replace the air conditioning filter.
- ◆ Inspect the brake linings: replace if necessary.
- ◆ Inspect the CV joints. Perform the first inspection at 16,000 miles or 12 months.
- ◆ Inspect the exhaust system. Perform the first inspection at 16,000 miles or 12 months.
- ◆ Inspect the front suspension, tie rod ends, and boot seals for cracks or leaks and all parts for damage, wear, improper looseness or end play: replace if necessary.

4.4.19 Service at 152,000 Miles

- ◆ Change engine oil and replace engine oil filter.
- ◆ Rotate tires. Rotate at the first sign of irregular wear, even if it occurs earlier than the prescribed interval.

Edition 08.14.2012 FB



4.5 MY 2012 Maintenance Intervals - Routan - Canada

- ⇒ ["4.5.1 Service at 13,000 Kilometers", page 139](#)
- ⇒ ["4.5.2 Service at 26,000 Kilometers", page 139](#)
- ⇒ ["4.5.3 Service at 39,000 Kilometers", page 139](#)
- ⇒ ["4.5.4 Service at 52,000 Kilometers", page 140](#)
- ⇒ ["4.5.5 Service at 65,000 Kilometers", page 140](#)
- ⇒ ["4.5.6 Service at 78,000 Kilometers", page 140](#)
- ⇒ ["4.5.7 Service at 91,000 Kilometers", page 140](#)
- ⇒ ["4.5.8 Service at 104,000 Kilometers", page 140](#)
- ⇒ ["4.5.9 Service at 117,000 Kilometers", page 141](#)
- ⇒ ["4.5.10 Service at 130,000 Kilometers", page 141](#)
- ⇒ ["4.5.11 Service at 143,000 Kilometers", page 141](#)
- ⇒ ["4.5.12 Service at 156,000 Kilometers", page 141](#)
- ⇒ ["4.5.13 Service at 169,000 Kilometers", page 142](#)
- ⇒ ["4.5.14 Service at 182,000 Kilometers", page 142](#)
- ⇒ ["4.5.15 Service at 195,000 Kilometers", page 142](#)
- ⇒ ["4.5.16 Service at 208,000 Kilometers", page 142](#)
- ⇒ ["4.5.17 Service at 221,000 Kilometers", page 142](#)
- ⇒ ["4.5.18 Service at 234,000 Kilometers", page 142](#)
- ⇒ ["4.5.19 Service at 247,000 Kilometers", page 143](#)

4.5.1 Service at 13,000 Kilometers

- ◆ Change the engine oil and engine oil filter.
- ◆ Rotate tires. Rotate at the first sign of irregular wear, even if it occurs earlier than the prescribed interval.

4.5.2 Service at 26,000 Kilometers

- ◆ Change the engine oil and engine oil filter.
- ◆ Rotate tires. Rotate at the first sign of irregular wear, even if it occurs earlier than the prescribed interval.
- ◆ If using your vehicle for any of the following; Dusty or off-road conditions, Inspect the engine air cleaner filter; replace if necessary.
- ◆ Replace the air conditioning filter.
- ◆ Inspect the brake linings, replace if necessary.
- ◆ Inspect the CV joints. Perform the first inspection at 26,000 kilometers or 12 months.
- ◆ Inspect the exhaust system. Perform the first inspection at 26,000 kilometers or 12 months.
- ◆ Inspect the front suspension, tie rod ends, and boot seals for cracks or leaks and all parts for damage, wear, improper looseness or end play; replace if necessary.

4.5.3 Service at 39,000 Kilometers

- ◆ Change the engine oil and engine oil filter.



- ◆ Rotate tires. Rotate at the first sign of irregular wear, even if it occurs earlier than the prescribed interval.
- ◆ Inspect the CV joints. Perform the first inspection at 26,000 kilometers or 12 months.
- ◆ Inspect the exhaust system. Perform the first inspection at 26,000 kilometers or 12 months.

4.5.4 Service at 52,000 Kilometers

- ◆ Change the engine oil and engine oil filter.
- ◆ Rotate tires. Rotate at the first sign of irregular wear, even if it occurs earlier than the prescribed interval.
- ◆ Replace the engine air cleaner filter.
- ◆ Replace the air conditioning filter.
- ◆ Inspect the brake linings, replace if necessary.
- ◆ Inspect the front suspension, tie rod ends, and boot seals for cracks or leaks and all parts for damage, wear, improper looseness or end play; replace if necessary.

4.5.5 Service at 65,000 Kilometers

- ◆ Change the engine oil and engine oil filter.
- ◆ Rotate tires. Rotate at the first sign of irregular wear, even if it occurs earlier than the prescribed interval.

4.5.6 Service at 78,000 Kilometers

- ◆ Change the engine oil and engine oil filter.
- ◆ Rotate tires. Rotate at the first sign of irregular wear, even if it occurs earlier than the prescribed interval.
- ◆ If using your vehicle for any of the following; Dusty or off-road conditions, Inspect the engine air cleaner filter; replace if necessary.
- ◆ Replace the air conditioning filter.
- ◆ Inspect the brake linings, replace if necessary.
- ◆ Inspect the CV joints. Perform the first inspection at 26,000 kilometers or 12 months.
- ◆ Inspect the exhaust system. Perform the first inspection at 26,000 kilometers or 12 months.
- ◆ Inspect the front suspension, tie rod ends, and boot seals for cracks or leaks and all parts for damage, wear, improper looseness or end play; replace if necessary.

4.5.7 Service at 91,000 Kilometers

- ◆ Change the engine oil and engine oil filter.
- ◆ Rotate tires. Rotate at the first sign of irregular wear, even if it occurs earlier than the prescribed interval.

4.5.8 Service at 104,000 Kilometers

- ◆ Change the engine oil and engine oil filter.
- ◆ Rotate tires. Rotate at the first sign of irregular wear, even if it occurs earlier than the prescribed interval.
- ◆ Replace the engine air cleaner filter.
- ◆ Replace the air conditioning filter.



- ◆ Inspect the brake linings, replace if necessary.
- ◆ Inspect the front suspension, tie rod ends, and boot seals for cracks or leaks and all parts for damage, wear, improper looseness or end play; replace if necessary.
- ◆ Change the automatic transaxle fluid and filter if using your vehicle for any of the following: Police, taxi, fleet or frequent trailer towing.

4.5.9 Service at 117,000 Kilometers

- ◆ Change the engine oil and engine oil filter.
- ◆ Rotate tires. Rotate at the first sign of irregular wear, even if it occurs earlier than the prescribed interval.
- ◆ Inspect the CV joints. Perform the first inspection at 26,000 kilometers or 12 months.
- ◆ Inspect the exhaust system. Perform the first inspection at 26,000 kilometers or 12 months.

4.5.10 Service at 130,000 Kilometers

- ◆ Change the engine oil and engine oil filter.
- ◆ Rotate tires. Rotate at the first sign of irregular wear, even if it occurs earlier than the prescribed interval.
- ◆ If using your vehicle for any of the following; Dusty or off-road conditions, Inspect the engine air cleaner filter; replace if necessary.
- ◆ Replace air conditioning filter.
- ◆ Inspect the brake linings, replace if necessary.
- ◆ Inspect the front suspension, tie rod ends, and boot seals for cracks or leaks and all parts for damage, wear, improper looseness or end play; replace if necessary.
- ◆ Flush and replace the engine coolant at 130,000 kilometers if not done at 169,000 kilometers.

4.5.11 Service at 143,000 Kilometers

- ◆ Change the engine oil and engine oil filter.
- ◆ Rotate tires. Rotate at the first sign of irregular wear, even if it occurs earlier than the prescribed interval.

4.5.12 Service at 156,000 Kilometers

- ◆ Change engine oil and replace engine oil filter.
- ◆ Rotate tires. Rotate at the first sign of irregular wear, even if it occurs earlier than the prescribed interval.
- ◆ Replace the engine air cleaner filter.
- ◆ Replace the air conditioning filter.
- ◆ Inspect the brake linings, replace if necessary.
- ◆ Inspect the CV joints. Perform the first inspection at 16,000 miles or 12 months.
- ◆ Inspect the exhaust system. Perform the first inspection at 16,000 miles or 12 months.
- ◆ Inspect the front suspension, tie rod ends, and boot seals for cracks or leaks and all parts for damage, wear, improper looseness or end play; replace if necessary.
- ◆ Replace the spark plugs.



- ◆ Inspect and replace the PCV valve if necessary.

4.5.13 Service at 169,000 Kilometers

- ◆ Change engine oil and replace engine oil filter.
- ◆ Rotate tires. Rotate at the first sign of irregular wear, even if it occurs earlier than the prescribed interval.
- ◆ Flush and replace the engine coolant if not done at 60 months.

4.5.14 Service at 182,000 Kilometers

- ◆ Change engine oil and replace engine oil filter.
- ◆ Rotate tires. Rotate at the first sign of irregular wear, even if it occurs earlier than the prescribed interval.
- ◆ If using your vehicle for any of the following: Dusty or off-road conditions. Inspect the engine air cleaner filter: replace if necessary.
- ◆ Replace the air conditioning filter.
- ◆ Inspect the brake linings, replace if necessary.
- ◆ Inspect the front suspension, tie rod ends, and boot seals for cracks or leaks and all parts for damage, wear, improper looseness or end play: replace if necessary.

4.5.15 Service at 195,000 Kilometers

- ◆ Change engine oil and replace engine oil filter.
- ◆ Rotate tires. Rotate at the first sign of irregular wear, even if it occurs earlier than the prescribed interval.
- ◆ Inspect the CV joints. Perform the first inspection at 16,000 miles or 12 months.
- ◆ Inspect the exhaust system. Perform the first inspection at 16,000 miles or 12 months.
- ◆ Change the automatic transmission fluid and filter (s).
- ◆ Replace the accessory drive belt (s).

4.5.16 Service at 208,000 Kilometers

- ◆ Change engine oil and replace engine oil filter.
- ◆ Rotate tires. Rotate at the first sign of irregular wear, even if it occurs earlier than the prescribed interval.
- ◆ Replace the engine air cleaner filter.
- ◆ Replace air conditioning filter.
- ◆ Inspect the brake linings, replace if necessary.
- ◆ Inspect the front suspension, tie rod ends, and boot seals for cracks or leaks and all parts for damage, wear, improper looseness or end play: replace if necessary.

4.5.17 Service at 221,000 Kilometers

- ◆ Change engine oil and replace engine oil filter.
- ◆ Rotate tires. Rotate at the first sign of irregular wear, even if it occurs earlier than the prescribed interval.

4.5.18 Service at 234,000 Kilometers

- ◆ Change engine oil and replace engine oil filter.



- ◆ Rotate tires. Rotate at the first sign of irregular wear, even if it occurs earlier than the prescribed interval.
- ◆ If using your vehicle for any of the following: Dusty or off-road conditions. Inspect the engine air cleaner filter: replace if necessary.
- ◆ Replace air conditioning filter.
- ◆ Inspect the brake linings, replace if necessary.
- ◆ Inspect the CV joints. Perform the first inspection at 16,000 miles or 12 months.
- ◆ Inspect the exhaust system. Perform the first inspection at 16,000 miles or 12 months.
- ◆ Inspect the front suspension, tie rod ends, and boot seals for cracks or leaks and all parts for damage, wear, improper looseness or end play: replace if necessary.

4.5.19 Service at 247,000 Kilometers

- ◆ Change engine oil and replace engine oil filter.
- ◆ Rotate tires. Rotate at the first sign of irregular wear, even if it occurs earlier than the prescribed interval.

Edition 08.14.2012 FB



5 MY 2011 Maintenance Intervals

⇒ ["5.1 MY 2011 Maintenance Intervals \(Except Routan\) - USA", page 144](#)

⇒ ["5.2 MY 2011 Maintenance Intervals \(Except Routan\) - Canada", page 155](#)

⇒ ["5.3 MY 2011 Maintenance Intervals - Routan - USA", page 168](#)

⇒ ["5.4 MY 2011 Maintenance Intervals - Routan - Canada", page 172](#)

5.1 MY 2011 Maintenance Intervals (Except Routan) - USA



Note

Service through 30,000 miles is included in the Volkswagen Care-free Maintenance Program.

⇒ ["5.1.1 Time Dependent Service", page 144](#)

⇒ ["5.1.2 Service at 10,000 miles", page 145](#)

⇒ ["5.1.3 Service at 20,000 miles", page 145](#)

⇒ ["5.1.4 Service at 30,000 miles", page 146](#)

⇒ ["5.1.5 Service at 40,000 miles", page 147](#)

⇒ ["5.1.6 Service at 50,000 miles", page 148](#)

⇒ ["5.1.7 Service at 60,000 miles", page 148](#)

⇒ ["5.1.8 Service at 70,000 miles", page 149](#)

⇒ ["5.1.9 Service at 80,000 miles", page 150](#)

⇒ ["5.1.10 Service at 90,000 miles", page 151](#)

⇒ ["5.1.11 Service at 100,000 miles", page 152](#)

⇒ ["5.1.12 Service at 110,000 miles", page 152](#)

⇒ ["5.1.13 Service at 120,000 miles", page 153](#)

⇒ ["5.1.14 Service at 130,000 miles", page 154](#)

5.1.1 Time Dependent Service

Every 1 Year

Perform visual check of airbag system.

Every 2 Years

- ◆ Dust and pollen filter: Replace (if applicable)
- ◆ Check latch for convertible roof (if applicable)
- ◆ Tire filler bottle in the tire mobility set: Check (observe expiration date)

Every 3 Years, Then Every 2 Years Regardless of Miles Driven

- ◆ Brake Fluid: Replace. First fluid replacement included under the Volkswagen Carefree Maintenance Program (CC, Touareg, Eos, Passat, Jetta models, GTI, Golf, Tiguan, Passat CC)



Every 3 Years Regardless of Miles Driven

- ◆ Haldex Clutch: Change oil (if applicable)

Every 4 Years Regardless of Miles Driven

- ◆ Tire Filler Bottle In The Tire Mobility Set: Replace (observe expiration date)
- ◆ Spark Plugs: Replace (2.0L MPI only)

At the 4 Year mark, if miles driven is under 10,000 miles

- ◆ AdBlue®: Change fluid (3.0L TDI only)

Every 6 Years Regardless of Miles Driven

- ◆ Spark Plugs: Replace (all engines except 2.0L MPI and TDI)
- ◆ Air Filter Element and Snow Filter: Replace and clean housing (if applicable)
- ◆ Tire Pressure Sensors: Replace (if applicable)

5.1.2 Service at 10,000 miles



Note

Included in the Volkswagen Carefree Maintenance Program

- ◆ AdBlue Fluid: Check and add if necessary (3.0L TDI engine only)
- ◆ Airbag System: Perform visual inspection (Every 1 year regardless of mileage)
- ◆ Brake Pads: Check thickness and brake disc condition (front and rear)
- ◆ Engine: Change oil and replace oil filter
- ◆ Hybrid Components: Perform a visual inspection of high voltage components and the lines in the engine compartment and the rear of the vehicle for damage
- ◆ Rear Window: Check cleaning nozzle functionality (if applicable)
- ◆ Service Interval Display: Reset
- ◆ Service Label: Enter the date of the next service on the service sticker and apply to the driver side door pillar
- ◆ Tires: Rotate front to rear
- ◆ Windshield Washer, Headlight Cleaning System, and Wiper Blades: Check for damage and function, Check fluid level and add if necessary

5.1.3 Service at 20,000 miles



Note

Included in the Volkswagen Carefree Maintenance Program

- ◆ AdBlue Fluid: Check and add if necessary (3.0L TDI engine only)
- ◆ Airbag System: Perform visual inspection (Every 1 year regardless of mileage)
- ◆ Battery: Check (and second battery if applicable)



- ◆ Brakes: Inspect brake system and shock absorber for leaks and damage, check thickness of brake pads, brake disc condition and check brake fluid level
- ◆ Convertible roof: Check latch: (if applicable) (Every 2 years regardless of mileage)
- ◆ Engine: Change oil and replace oil filter
- ◆ Dust and Pollen Filter: Replace (if applicable)
- ◆ Fuel Filter: Replace (2.0L TDI and 3.0L TDI only)
- ◆ Hybrid Components: Perform a visual inspection of high voltage components and the lines in the engine compartment and the rear of the vehicle for damage
- ◆ Rear Window: Check cleaning nozzle functionality (if applicable)
- ◆ Service Interval Display: Reset
- ◆ Service Label: Enter the date of the next service on the service sticker and apply to the driver side door pillar
- ◆ Tires: Check tread depth, condition, wear pattern and pressure of all tires (including spare)
- ◆ Tires: Rotate front to rear
- ◆ Tire mobility kit: Check and observe expiration date on the tire filler bottle (Every 2 years regardless of mileage)
- ◆ Windshield Washer, Headlight Cleaning System, and Wiper Blades: Check for damage and function, Check fluid level and add if necessary

5.1.4 Service at 30,000 miles



Note

Included in the Volkswagen Carefree Maintenance Program

- ◆ AdBlue Fluid: Check and add if necessary (3.0L TDI engine only)
- ◆ Airbag System: Perform visual inspection (Every 1 year regardless of mileage)
- ◆ Brake Pads: Check thickness and brake disc condition (front and rear)
- ◆ Brake fluid: Change fluid (Touareg, Eos, Passat models, Jetta models, GTI, Golf, Tiguan, and CC) (Every 3 years regardless of mileage and every 2 years after)
- ◆ Engine: Change oil and replace oil filter
- ◆ Haldex Clutch: Change oil (if applicable)
- ◆ Hybrid Components: Perform a visual inspection of high voltage components and the lines in the engine compartment and the rear of the vehicle for damage
- ◆ Rear Window: Check cleaning nozzle functionality (if applicable)
- ◆ Service Interval Display: Reset
- ◆ Service Label: Enter the date of the next service on the service sticker and apply to the driver side door pillar
- ◆ Tires: Rotate front to rear



- ◆ Windshield Washer, Headlight Cleaning System, and Wiper Blades: Check for damage and function, Check fluid level and add if necessary

5.1.5 Service at 40,000 miles

- ◆ AdBlue Fluid: Check and add if necessary (3.0L TDI engine only)
- ◆ Airbag System: Perform visual inspection (Every 1 year regardless of mileage)
- ◆ Battery: Check (and second battery if applicable)
- ◆ Body: Visual inspection for corrosion
- ◆ Brakes: Inspect brake system and shock absorber for leaks and damage, check thickness of brake pads, brake disc condition and check brake fluid level
- ◆ Convertible roof, CSC roof, and retractable hard top: Check for function and damage, clean and lubricate seals (if applicable)
- ◆ Coolant level and frost protection: Check
- ◆ Convertible roof: Check latch: (if applicable) (Every 2 years regardless of mileage)
- ◆ CV joints: Check for leaks and damage
- ◆ Door checks and mounting pins: Lubricate
- ◆ Dust and pollen filter: Replace (if applicable) (Every 2 years regardless of mileage)
- ◆ Engine: Change oil and replace oil filter
- ◆ Engine and engine compartment components: Check (from above) for leaks and damage
- ◆ Engine and engine compartment components: Check (from below) for leaks and damage, check transmission, final drive, and drive shaft boots
- ◆ Exhaust system: Check for leaks, damage and secure fittings
- ◆ Fuel filter: Replace (2.0L TDI and 3.0L TDI only)
- ◆ Headlights, daytime running lights, curve lighting, and automatic headlights: Check adjustment
- ◆ Hybrid components: Perform a visual inspection of high voltage components and the lines in the engine compartment and the rear of the vehicle for damage
- ◆ Interior lighting and glove box lights, cigarette lighter / power outlets, horn, and all warning lamps: Check
- ◆ Lighting: Front and rear lights, luggage compartment lighting, turn signals, hazard warning lights: Check
- ◆ Power steering: Check oil level
- ◆ Rear window: Check cleaning nozzle functionality (if applicable)
- ◆ Ribbed V-belt: Check condition
- ◆ Service interval display: Reset (if applicable)
- ◆ Service sticker: Enter the date of the next service on the service sticker and apply to the driver's side door pillar
- ◆ Spark plugs: Replace (2.0L MPI only)
- ◆ Spark plugs: Replace (2.5L only)



- ◆ Sunroof and panoramic sunroof: Check, clean, and lubricate (if applicable)
- ◆ Sunroof: Open sunroof and check front water drains and clean if necessary (if applicable)
- ◆ Test drive: Check braking, kick-down, steering, electrical, heating and ventilation systems, air conditioning, and handling
- ◆ Tie rod ends: Check for excessive play, check boots
- ◆ Tires: Check tread depth, condition, tire age, wear pattern and pressure of all tires (including spare)
- ◆ Tires: Rotate front to rear
- ◆ Tire mobility kit: Check and observe expiration date on the tire filler bottle (Every 2 years regardless of mileage)
- ◆ Tire mobility kit: Replace tire filler bottle (Every 4 years regardless of mileage)
- ◆ Transmission: DSG (non automatic): Change fluid and filter
- ◆ Underbody sealant: Inspect for damage
- ◆ Windshield washers, headlight cleaning system, and wiper blades: Check for damage and function, Check fluid level and add if necessary

5.1.6 Service at 50,000 miles

- ◆ AdBlue Fluid: Check and add if necessary (3.0L TDI engine only)
- ◆ Airbag System: Perform visual inspection (Every 1 year regardless of mileage)
- ◆ Brake Pads: Check thickness and brake disc condition (front and rear)
- ◆ Brake fluid: Change fluid (Touareg, Eos, Passat models, Jetta models, GTI, Golf, Tiguan, and CC) (Every 3 years regardless of mileage and every 2 years after)
- ◆ Engine: Change oil and replace oil filter
- ◆ Hybrid Components: Perform a visual inspection of high voltage components and the lines in the engine compartment and the rear of the vehicle for damage
- ◆ Rear Window: Check cleaning nozzle functionality (if applicable)
- ◆ Service Interval Display: Reset
- ◆ Service Label: Enter the date of the next service on the service sticker and apply to the driver side door pillar
- ◆ Tires: Rotate front to rear
- ◆ Transmission: Automatic (non DSG): Change fluid (all 2.5L, 2.0L MPI only)
- ◆ Windshield Washer, Headlight Cleaning System, and Wiper Blades: Check for damage and function, Check fluid level and add if necessary

5.1.7 Service at 60,000 miles

- ◆ AdBlue Fluid: Check and add if necessary (3.0L TDI engine only)
- ◆ Airbag System: Perform visual inspection (Every 1 year regardless of mileage)



- ◆ Air filter element and snow filter: Replace and clean housing (if applicable) (Every 6 years regardless of mileage)
- ◆ Battery: Check (and second battery if applicable)
- ◆ Brakes: Inspect brake system and shock absorber for leaks and damage, check thickness of brake pads, brake disc condition and check brake fluid level
- ◆ Convertible roof: Check latch: (if applicable) (Every 2 years regardless of mileage)
- ◆ Dust and pollen filter: Replace (if applicable) (Every 2 years regardless of mileage)
- ◆ Engine: Change oil and replace oil filter
- ◆ Fuel filter: Replace (2.0L TDI and 3.0L TDI only)
- ◆ Haldex Clutch: Change oil (if applicable)
- ◆ Hybrid components: Perform a visual inspection of high voltage components and the lines in the engine compartment and the rear of the vehicle for damage
- ◆ Rear window: Check cleaning nozzle functionality (if applicable)
- ◆ Service interval display: Reset (if applicable)
- ◆ Service sticker: Enter the date of the next service on the service sticker and apply to the driver's side door pillar
- ◆ Spark plugs: Replace (2.0T, 3.0L Hybrid and 3.6L only)
- ◆ Timing Belt: Check (2.0L MPI only)
- ◆ Tires: Check tread depth, condition, tire age, wear pattern and pressure of all tires (including spare)
- ◆ Tires: Rotate front to rear
- ◆ Tire mobility kit: Check and observe expiration date on the tire filler bottle (Every 2 years regardless of mileage)
- ◆ Tire pressure sensors: Replace (Every 6 years regardless of mileage)
- ◆ Windshield washers, headlight cleaning system, and wiper blades: Check for damage and function, Check fluid level and add if necessary

5.1.8 Service at 70,000 miles

- ◆ AdBlue Fluid: Check and add if necessary (3.0L TDI engine only)
- ◆ Airbag System: Perform visual inspection (Every 1 year regardless of mileage)
- ◆ Brake Pads: Check thickness and brake disc condition (front and rear)
- ◆ Brake fluid: Change fluid (Touareg, Eos, Passat models, Jetta models, GTI, Golf, Tiguan, and CC) (Every 3 years regardless of mileage and every 2 years after)
- ◆ Engine: Change oil and replace oil filter
- ◆ Hybrid Components: Perform a visual inspection of high voltage components and the lines in the engine compartment and the rear of the vehicle for damage
- ◆ Rear Window: Check cleaning nozzle functionality (if applicable)
- ◆ Service Interval Display: Reset



- ◆ Service Label: Enter the date of the next service on the service sticker and apply to the driver side door pillar
- ◆ Tires: Rotate front to rear
- ◆ Windshield Washer, Headlight Cleaning System, and Wiper Blades: Check for damage and function, Check fluid level and add if necessary

5.1.9 Service at 80,000 miles

- ◆ AdBlue Fluid: Check and add if necessary (3.0L TDI engine only)
- ◆ Airbag System: Perform visual inspection (Every 1 year regardless of mileage)
- ◆ Battery: Check (and second battery if applicable)
- ◆ Body: Visual inspection for corrosion
- ◆ Brakes: Inspect brake system and shock absorber for leaks and damage, check thickness of brake pads, brake disc condition and check brake fluid level
- ◆ Convertible roof, CSC roof, and retractable hard top: Check for function and damage, clean and lubricate seals (if applicable)
- ◆ Coolant level and frost protection: Check
- ◆ Convertible roof: Check latch: (if applicable) (Every 2 years regardless of mileage)
- ◆ CV joints: Check for leaks and damage
- ◆ Door checks and mounting pins: Lubricate
- ◆ Dust and pollen filter: Replace (if applicable) (Every 2 years regardless of mileage)
- ◆ Engine: Change oil and replace oil filter
- ◆ Engine and engine compartment components: Check (from above) for leaks and damage
- ◆ Engine and engine compartment components: Check (from below) for leaks and damage, check transmission, final drive, and drive shaft boots
- ◆ Exhaust system: Check for leaks, damage and secure fittings
- ◆ Fuel filter: Replace (2.0L TDI and 3.0L TDI only)
- ◆ Headlights, daytime running lights, curve lighting, and automatic headlights: Check adjustment
- ◆ Hybrid components: Perform a visual inspection of high voltage components and the lines in the engine compartment and the rear of the vehicle for damage
- ◆ Interior lighting and glove box lights, cigarette lighter / power outlets, horn, and all warning lamps: Check
- ◆ Lighting: Front and rear lights, luggage compartment lighting, turn signals, hazard warning lights: Check
- ◆ Power steering: Check oil level
- ◆ Rear window: Check cleaning nozzle functionality (if applicable)
- ◆ Ribbed V-belt: Check condition
- ◆ Service interval display: Reset (if applicable)



- ◆ Service sticker: Enter the date of the next service on the service sticker and apply to the driver's side door pillar
- ◆ Spark plugs: Replace (2.0L MPI only)
- ◆ Spark plugs: Replace (2.5L only)
- ◆ Sunroof and panoramic sunroof: Check, clean, and lubricate (if applicable)
- ◆ Sunroof: Open sunroof and check front water drains and clean if necessary (if applicable)
- ◆ Test drive: Check braking, kick-down, steering, electrical, heating and ventilation systems, air conditioning, and handling
- ◆ Tie rod ends: Check for excessive play, check boots
- ◆ Timing Belt: Check (2.0L MPI only)
- ◆ Tires: Check tread depth, condition, tire age, wear pattern and pressure of all tires (including spare)
- ◆ Tires: Rotate front to rear
- ◆ Tire mobility kit: Check and observe expiration date on the tire filler bottle (Every 2 years regardless of mileage)
- ◆ Tire mobility kit: Replace tire filler bottle (Every 4 years regardless of mileage)
- ◆ Transmission: DSG (non automatic): Change fluid and filter
- ◆ Underbody sealant: Inspect for damage
- ◆ Windshield washers, headlight cleaning system, and wiper blades: Check for damage and function, Check fluid level and add if necessary

5.1.10 Service at 90,000 miles

- ◆ AdBlue Fluid: Check and add if necessary (3.0L TDI engine only)
- ◆ Airbag System: Perform visual inspection (Every 1 year regardless of mileage)
- ◆ Brake Pads: Check thickness and brake disc condition (front and rear)
- ◆ Brake fluid: Change fluid (Touareg, Eos, Passat models, Jetta models, GTI, Golf, Tiguan, and CC) (Every 3 years regardless of mileage and every 2 years after)
- ◆ Engine: Change oil and replace oil filter
- ◆ Haldex Clutch: Change oil (if applicable)
- ◆ Hybrid Components: Perform a visual inspection of high voltage components and the lines in the engine compartment and the rear of the vehicle for damage
- ◆ Rear Window: Check cleaning nozzle functionality (if applicable)
- ◆ Service Interval Display: Reset
- ◆ Service Label: Enter the date of the next service on the service sticker and apply to the driver side door pillar
- ◆ Tires: Rotate front to rear
- ◆ Windshield Washer, Headlight Cleaning System, and Wiper Blades: Check for damage and function, Check fluid level and add if necessary



5.1.11 Service at 100,000 miles

- ◆ AdBlue Fluid: Check and add if necessary (3.0L TDI engine only)
- ◆ Airbag System: Perform visual inspection (Every 1 year regardless of mileage)
- ◆ Battery: Check (and second battery if applicable)
- ◆ Brakes: Inspect brake system and shock absorber for leaks and damage, check thickness of brake pads, brake disc condition and check brake fluid level
- ◆ Convertible roof: Check latch: (if applicable) (Every 2 years regardless of mileage)
- ◆ Dust and pollen filter: Replace (if applicable) (Every 2 years regardless of mileage)
- ◆ Engine: Change oil and replace oil filter
- ◆ Fuel filter: Replace (2.0L TDI and 3.0L TDI only)
- ◆ Hybrid components: Perform a visual inspection of high voltage components and the lines in the engine compartment and the rear of the vehicle for damage
- ◆ Rear Window: Check cleaning nozzle functionality (if applicable)
- ◆ Service Interval Display: Reset
- ◆ Service Label: Enter the date of the next service on the service sticker and apply to the driver side door pillar
- ◆ Timing Belt: Check (2.0L MPI only)
- ◆ Tires: Check tread depth, condition, tire age, wear pattern and pressure of all tires (including spare)
- ◆ Tires: Rotate front to rear
- ◆ Tire mobility kit: Check and observe expiration date on the tire filler bottle (Every 2 years regardless of mileage)
- ◆ Transmission: Automatic (non DSG): Change fluid (all 2.5L, 2.0L MPI only)
- ◆ Windshield Washer, Headlight Cleaning System, and Wiper Blades: Check for damage and function, Check fluid level and add if necessary

5.1.12 Service at 110,000 miles

- ◆ AdBlue Fluid: Check and add if necessary (3.0L TDI engine only)
- ◆ Airbag System: Perform visual inspection (Every 1 year regardless of mileage)
- ◆ Brake Pads: Check thickness and brake disc condition (front and rear)
- ◆ Brake fluid: Change fluid (Touareg, Eos, Passat models, Jetta models, GTI, Golf, Tiguan, and CC) (Every 3 years regardless of mileage and every 2 years after)
- ◆ Engine: Change oil and replace oil filter
- ◆ Hybrid Components: Perform a visual inspection of high voltage components and the lines in the engine compartment and the rear of the vehicle for damage
- ◆ Rear Window: Check cleaning nozzle functionality (if applicable)



- ◆ Service Interval Display: Reset
- ◆ Service Label: Enter the date of the next service on the service sticker and apply to the driver side door pillar
- ◆ Tires: Rotate front to rear
- ◆ Windshield Washer, Headlight Cleaning System, and Wiper Blades: Check for damage and function, Check fluid level and add if necessary

5.1.13 Service at 120,000 miles

- ◆ AdBlue Fluid: Check and add if necessary (3.0L TDI engine only)
- ◆ Airbag System: Perform visual inspection (Every 1 year regardless of mileage)
- ◆ Air filter element and snow filter: Replace and clean housing (if applicable) (Every 6 years regardless of mileage)
- ◆ Battery: Check (and second battery if applicable)
- ◆ Body: Visual inspection for corrosion
- ◆ Brakes: Inspect brake system and shock absorber for leaks and damage, check thickness of brake pads, brake disc condition and check brake fluid level
- ◆ Convertible roof, CSC roof, and retractable hard top: Check for function and damage, clean and lubricate seals (if applicable)
- ◆ Coolant level and frost protection: Check
- ◆ Convertible roof: Check latch: (if applicable) (Every 2 years regardless of mileage)
- ◆ CV joints: Check for leaks and damage
- ◆ Diesel particulate filter: Only after 120,000 miles: Check ash loading according to manufacturer work procedure. Replace if necessary. Note: If DPF replacement is not necessary, perform check every 10,000 miles thereafter until replacement becomes necessary. Subsequent DPF replacement interval is a minimum of 120,000 miles, thereafter. (2.0L TDI and 3.0L TDI only)
- ◆ Door checks and mounting pins: Lubricate
- ◆ Dust and pollen filter: Replace (if applicable) (Every 2 years regardless of mileage)
- ◆ Engine: Change oil and replace oil filter
- ◆ Engine and engine compartment components: Check (from above) for leaks and damage
- ◆ Engine and engine compartment components: Check (from below) for leaks and damage, check transmission, final drive, and drive shaft boots
- ◆ Exhaust system: Check for leaks, damage and secure fittings
- ◆ Fuel filter: Replace (2.0L TDI and 3.0L TDI only)
- ◆ Haldex Clutch: Change oil (if applicable)
- ◆ Headlights, daytime running lights, curve lighting, and automatic headlights: Check adjustment
- ◆ Hybrid components: Perform a visual inspection of high voltage components and the lines in the engine compartment and the rear of the vehicle for damage



- ◆ Interior lighting and glove box lights, cigarette lighter / power outlets, horn, and all warning lamps: Check
- ◆ Lighting: Front and rear lights, luggage compartment lighting, turn signals, hazard warning lights: Check
- ◆ Power steering: Check oil level
- ◆ Rear window: Check cleaning nozzle functionality (if applicable)
- ◆ Ribbed V-belt: Check condition
- ◆ Service interval display: Reset (if applicable)
- ◆ Service sticker: Enter the date of the next service on the service sticker and apply to the driver's side door pillar
- ◆ Spark plugs: Replace (2.0L MPI only)
- ◆ Spark plugs: Replace (2.5L only)
- ◆ Spark plugs: Replace (2.0T, 3.0L Hybrid and 3.6L only)
- ◆ Sunroof and panoramic sunroof: Check, clean, and lubricate (if applicable)
- ◆ Sunroof: Open sunroof and check front water drains and clean if necessary (if applicable)
- ◆ Test drive: Check braking, kick-down, steering, electrical, heating and ventilation systems, air conditioning, and handling
- ◆ Tie rod ends: Check for excessive play, check boots
- ◆ Timing Belt: Check (2.0L MPI only)
- ◆ Tires: Check tread depth, condition, tire age, wear pattern and pressure of all tires (including spare)
- ◆ Tires: Rotate front to rear
- ◆ Tire mobility kit: Check and observe expiration date on the tire filler bottle (Every 2 years regardless of mileage)
- ◆ Tire mobility kit: Replace tire filler bottle (Every 4 years regardless of mileage)
- ◆ Tire pressure sensors: Replace (Every 6 years regardless of mileage)
- ◆ Transmission: DSG (non automatic): Change fluid and filter
- ◆ Underbody sealant: Inspect for damage
- ◆ Windshield washers, headlight cleaning system, and wiper blades: Check for damage and function, Check fluid level and add if necessary

5.1.14 Service at 130,000 miles

- ◆ AdBlue Fluid: Check and add if necessary (3.0L TDI engine only)
- ◆ Airbag System: Perform visual inspection (Every 1 year regardless of mileage)
- ◆ Brake Pads: Check thickness and brake disc condition (front and rear)
- ◆ Brake fluid: Change fluid (Touareg, Eos, Passat models, Jetta models, GTI, Golf, Tiguan, and CC) (Every 3 years regardless of mileage and every 2 years after)
- ◆ Engine: Change oil and replace oil filter



- ◆ Hybrid Components: Perform a visual inspection of high voltage components and the lines in the engine compartment and the rear of the vehicle for damage
- ◆ Rear Window: Check cleaning nozzle functionality (if applicable)
- ◆ Service Interval Display: Reset
- ◆ Service Label: Enter the date of the next service on the service sticker and apply to the driver side door pillar
- ◆ Tires: Rotate front to rear
- ◆ Timing belt: Replace (2.0L TDI only)
- ◆ Windshield Washer, Headlight Cleaning System, and Wiper Blades: Check for damage and function, Check fluid level and add if necessary

Edition 12022010

5.2 MY 2011 Maintenance Intervals (Except Routan) - Canada

- ⇒ ["5.2.1 Time Dependent Service", page 155](#)
- ⇒ ["5.2.2 Service at 15,000 kilometers", page 156](#)
- ⇒ ["5.2.3 Service at 30,000 kilometers", page 157](#)
- ⇒ ["5.2.4 Service at 45,000 kilometers", page 157](#)
- ⇒ ["5.2.5 Service at 60,000 kilometers", page 158](#)
- ⇒ ["5.2.6 Service at 75,000 kilometers", page 159](#)
- ⇒ ["5.2.7 Service at 90,000 kilometers", page 160](#)
- ⇒ ["5.2.8 Service at 105,000 kilometers", page 161](#)
- ⇒ ["5.2.9 Service at 120,000 kilometers", page 161](#)
- ⇒ ["5.2.10 Service at 135,000 kilometers", page 163](#)
- ⇒ ["5.2.11 Service at 150,000 kilometers", page 163](#)
- ⇒ ["5.2.12 Service at 165,000 kilometers", page 164](#)
- ⇒ ["5.2.13 Service at 180,000 kilometers", page 165](#)
- ⇒ ["5.2.14 Service at 195,000 kilometers", page 166](#)

5.2.1 Time Dependent Service

Every 1 Year

Perform visual check of airbag system.

Every 2 Years

- ◆ Brake fluid: Replace (New Beetle)
- ◆ Check latch for convertible roof (if applicable)
- ◆ Tire filler bottle in the tire mobility set: Check (observe expiration date)



Every 3 Years, then Every 2 years Regardless of Kilometers Driven

- ◆ Brake fluid: Replace (Touareg, Eos, Passat, Jetta models, GTI, Golf, Tiguan, Passat CC)

Every 3 Years Regardless of Kilometers Driven

- ◆ Haldex clutch: Change oil (if applicable)

Every 4 Years Regardless of Kilometers Driven

- ◆ Tire filler bottle in the tire mobility set: Replace (observe expiration date)
- ◆ Spark Plugs: Replace (2.0L MPI only)

Every 4 Years if Kilometers is under 15,000 km

- ◆ Replace AdBlue® fluid (3.0L TDI only)

Every 6 Years Regardless of Kilometers Driven

- ◆ Spark Plugs: Replace (all engines except 2.0L MPI and TDI)
- ◆ Air filter element and snow filter element: Replace and clean housing
- ◆ Tire pressure sensors: Replace (where applicable)

5.2.2 Service at 15,000 kilometers

- ◆ AdBlue®. Fluid: Check fluid level and add if necessary (3.0L TDI only)
- ◆ Airbag system: Perform visual inspection (Every 1 year regardless of mileage)
- ◆ Battery: Check (and second battery if applicable)
- ◆ Brake pads: Check thickness and brake disc condition (front and rear)
- ◆ Coolant level and frost protection: Check
- ◆ Engine: Change oil and replace oil filter
- ◆ Engine and engine compartment components: Check (from above) for leaks and damage
- ◆ Engine and engine compartment components: Check (from below) for leaks and damage, check transmission, final drive, and drive shaft boots
- ◆ Headlights: Check adjustment
- ◆ Lighting: Front and rear lights, luggage compartment lighting, turn signals, hazard warning lights, daytime running lights, curve lighting, and automatic headlights: Check
- ◆ Rear window: Check cleaning nozzle functionality (if applicable)
- ◆ Service interval display: Reset (if applicable)
- ◆ Service sticker: Enter the date of the next service on the service sticker and apply to the driver's side door pillar
- ◆ Tires: Rotate front to rear
- ◆ Visual inspection of windshield. Note damage if necessary
- ◆ Windshield washer, headlight cleaning system, and wiper blades: Check for damage and function, Check fluid level and add if necessary



5.2.3 Service at 30,000 kilometers

- ◆ AdBlue®. Fluid: Check fluid level and add if necessary (3.0L TDI only)
- ◆ Airbag system: Perform visual inspection (Every 1 year regardless of mileage)
- ◆ Battery: Check (and second battery if applicable)
- ◆ Brakes: Inspect brake system and shock absorber for leaks and damage, check thickness of brake pads, brake disc condition and check brake fluid level
- ◆ Convertible roof: Check latch: (if applicable) (Every 2 years regardless of mileage)
- ◆ Coolant level and frost protection: Check
- ◆ Dust and pollen filter: Replace (if applicable)
- ◆ Engine: Change oil and replace oil filter
- ◆ Engine and engine compartment components: Check (from above) for leaks and damage
- ◆ Engine and engine compartment components: Check (from below) for leaks and damage, check transmission, final drive, and drive shaft boots
- ◆ Fuel filter: Replace (2.0L and 3.0L TDI only)
- ◆ Headlights: Check adjustment
- ◆ Lighting: Front and rear lights, luggage compartment lighting, turn signals, hazard warning lights, daytime running lights, curve lighting, and automatic headlights: Check
- ◆ Rear window: Check cleaning nozzle functionality (if applicable)
- ◆ Service interval display: Reset (if applicable)
- ◆ Service sticker: Enter the date of the next service on the service sticker and apply to the driver's side door pillar
- ◆ Tires: Check tread depth, condition, wear pattern and pressure of all tires (including spare)
- ◆ Tires: Rotate front to rear
- ◆ Tire mobility kit: Check and observe date on the tire filler bottle (Every 2 years regardless of mileage)
- ◆ Visual inspection of windshield. Note damage if necessary
- ◆ Windshield washer, headlight cleaning system, and wiper blades: Check for damage and function. Check fluid level and add if necessary

5.2.4 Service at 45,000 kilometers

- ◆ AdBlue®. Fluid: Check fluid level and add if necessary (3.0L TDI only)
- ◆ Airbag system: Perform visual inspection (Every 1 year regardless of mileage)
- ◆ Battery: Check (and second battery if applicable)
- ◆ Brake pads: Check thickness and brake disc condition (front and rear)
- ◆ Brake fluid: Change fluid (Touareg, Eos, Passat models, Jetta models, GTI, Golf, Tiguan, and CC) (Every 3 years regardless of kilometers driven and every 2 years after)



- ◆ Coolant level and frost protection: Check
- ◆ Engine: Change oil and replace oil filter
- ◆ Engine and engine compartment components: Check (from above) for leaks and damage
- ◆ Engine and engine compartment components: Check (from below) for leaks and damage, check transmission, final drive, and drive shaft boots
- ◆ Headlights: Check adjustment
- ◆ Lighting: Front and rear lights, luggage compartment lighting, turn signals, hazard warning lights, daytime running lights, curve lighting, and automatic headlights: Check
- ◆ Rear window: Check cleaning nozzle functionality (if applicable)
- ◆ Service interval display: Reset (if applicable)
- ◆ Service sticker: Enter the date of the next service on the service sticker and apply to the driver's side door pillar
- ◆ Tires: Rotate front to rear
- ◆ Visual inspection of windshield. Note damage if necessary
- ◆ Windshield washer, headlight cleaning system, and wiper blades: Check for damage and function. Check fluid level and add if necessary

5.2.5 Service at 60,000 kilometers

- ◆ AdBlue®. Fluid: Check fluid level and add if necessary (3.0L TDI only)
- ◆ Airbag system: Perform visual inspection (Every 1 year regardless of mileage)
- ◆ Battery: Check (and second battery if applicable)
- ◆ Body: Visual inspection for corrosion
- ◆ Brakes: Inspect brake system and shock absorber for leaks and damage, check thickness of brake pads, brake disc condition and check brake fluid level
- ◆ Convertible roof, CSC roof, and retractable hard top: Check for function and damage, clean and lubricate seals (if applicable)
- ◆ Convertible roof: Check latch: (if applicable) (Every 2 years regardless of mileage)
- ◆ Coolant level and frost protection: Check
- ◆ CV joints: Check for leaks and damage
- ◆ Door checks and mounting pins: Lubricate
- ◆ Dust and pollen filter: Replace (if applicable)
- ◆ Engine: Change oil and replace oil filter
- ◆ Engine and engine compartment components: Check (from above) for leaks and damage
- ◆ Engine and engine compartment components: Check (from below) for leaks and damage, check transmission, final drive, and drive shaft boots
- ◆ Exhaust system: Check for leaks, damage and secure fittings
- ◆ Fuel filter: Replace (2.0L and 3.0L TDI only)
- ◆ Haldex clutch: Change oil (if applicable)



- ◆ Headlights: Check adjustment
- ◆ Interior lighting and glove box lights, cigarette lighter/power outlets, horn, and all warning lamps: Check
- ◆ Lighting: Front and rear lights, luggage compartment lighting, turn signals, hazard warning lights, daytime running lights, curve lighting, and automatic headlights: Check
- ◆ Power steering: Check oil level (if applicable)
- ◆ Rear window: Check cleaning nozzle functionality (if applicable)
- ◆ Ribbed V-belt: Check condition
- ◆ Spark plugs: Replace (2.0L MPI only)
- ◆ Spark plugs: Replace (2.5L only)
- ◆ Service interval display: Reset (if applicable)
- ◆ Service sticker: Enter the date of the next service on the service sticker and apply to the driver's side door pillar
- ◆ Sunroof and panoramic sunroof: Check, clean, and lubricate (if applicable)
- ◆ Sunroof: Open sunroof and check front water drains and clean if necessary (if applicable)
- ◆ Test drive: Check braking, kick-down, steering, electrical, heating and ventilation systems, air conditioning, and handling
- ◆ Tie rod ends: Check for excessive play, check boots
- ◆ Tires: Check tread depth, condition, wear pattern and pressure of all tires (including spare)
- ◆ Tires: Rotate front to rear
- ◆ Tire mobility kit: Check and observe date on the tire filler bottle (Every 2 years regardless of mileage)
- ◆ Tire mobility kit: Replace tire filler bottle (Every 4 years regardless of mileage)
- ◆ Transmission: Automatic (non DSG): Check fluid
- ◆ Transmission: DSG (non automatic): Change fluid and filter
- ◆ Underbody sealant: Inspect for damage
- ◆ Visual inspection of windshield. Note damage if necessary
- ◆ Windshield washer, headlight cleaning system, and wiper blades: Check for damage and function, Check fluid level and add if necessary

5.2.6 Service at 75,000 kilometers

- ◆ AdBlue®. Fluid: Check fluid level and add if necessary (3.0L TDI only)
- ◆ Airbag system: Perform visual inspection (Every 1 year regardless of mileage)
- ◆ Battery: Check (and second battery if applicable)
- ◆ Brake pads: Check thickness and brake disc condition (front and rear)
- ◆ Coolant level and frost protection: Check
- ◆ Engine: Change oil and replace oil filter
- ◆ Engine and engine compartment components: Check (from above) for leaks and damage



- ◆ Engine and engine compartment components: Check (from below) for leaks and damage, check transmission, final drive, and drive shaft boots
- ◆ Headlights: Check adjustment
- ◆ Lighting: Front and rear lights, luggage compartment lighting, turn signals, hazard warning lights, daytime running lights, curve lighting, and automatic headlights: Check
- ◆ Rear window: Check cleaning nozzle functionality (if applicable)
- ◆ Service interval display: Reset (if applicable)
- ◆ Service sticker: Enter the date of the next service on the service sticker and apply to the driver's side door pillar
- ◆ Tires: Rotate front to rear
- ◆ Visual inspection of windshield. Note damage if necessary
- ◆ Windshield washer, headlight cleaning system, and wiper blades: Check for damage and function, Check fluid level and add if necessary

5.2.7 Service at 90,000 kilometers

- ◆ AdBlue®. Fluid: Check fluid level and add if necessary (3.0L TDI only)
- ◆ Airbag system: Perform visual inspection (Every 1 year regardless of mileage)
- ◆ Air filter element and snow filter: Replace and clean housing (if applicable) (Every 6 years regardless of mileage)
- ◆ Battery: Check (and second battery if applicable)
- ◆ Brakes: Inspect brake system and shock absorber for leaks and damage, check thickness of brake pads, brake disc condition and check brake fluid level
- ◆ Brake fluid: Change fluid (Touareg, Eos, Passat models, Jetta models, GTI, Golf, Tiguan, and CC) (Every 3 years regardless of kilometers driven and every 2 years after)
- ◆ Convertible roof: Check latch: (if applicable) (Every 2 years regardless of mileage)
- ◆ Coolant level and frost protection: Check
- ◆ Dust and pollen filter: Replace (if applicable)
- ◆ Engine: Change oil and replace oil filter
- ◆ Engine and engine compartment components: Check (from above) for leaks and damage
- ◆ Engine and engine compartment components: Check (from below) for leaks and damage, check transmission, final drive, and drive shaft boots
- ◆ Fuel filter: Replace (2.0L and 3.0L TDI only)
- ◆ Headlights: Check adjustment
- ◆ Lighting: Front and rear lights, luggage compartment lighting, turn signals, hazard warning lights, daytime running lights, curve lighting, and automatic headlights: Check
- ◆ Rear window: Check cleaning nozzle functionality (if applicable)
- ◆ Service interval display: Reset (if applicable)



- ◆ Service sticker: Enter the date of the next service on the service sticker and apply to the driver's side door pillar
- ◆ Spark plugs: Replace (2.0T and 3.6L only)
- ◆ Timing Belt: Check (2.0L MPI only)
- ◆ Tires: Check tread depth, condition, wear pattern and pressure of all tires (including spare)
- ◆ Tires: Rotate front to rear
- ◆ Tire mobility kit: Check and observe date on the tire filler bottle (Every 2 years regardless of mileage)
- ◆ Tire pressure sensors: Replace (Every 6 years regardless of mileage)
- ◆ Visual inspection of windshield. Note damage if necessary
- ◆ Windshield washer, headlight cleaning system, and wiper blades: Check for damage and function, Check fluid level and add if necessary

5.2.8 Service at 105,000 kilometers

- ◆ AdBlue®. Fluid: Check fluid level and add if necessary (3.0L TDI only)
- ◆ Airbag system: Perform visual inspection (Every 1 year regardless of mileage)
- ◆ Battery: Check (and second battery if applicable)
- ◆ Brake pads: Check thickness and brake disc condition (front and rear)
- ◆ Coolant level and frost protection: Check
- ◆ Engine: Change oil and replace oil filter
- ◆ Engine and engine compartment components: Check (from above) for leaks and damage
- ◆ Engine and engine compartment components: Check (from below) for leaks and damage, check transmission, final drive, and drive shaft boots
- ◆ Headlights: Check adjustment
- ◆ Lighting: Front and rear lights, luggage compartment lighting, turn signals, hazard warning lights, daytime running lights, curve lighting, and automatic headlights: Check
- ◆ Rear window: Check cleaning nozzle functionality (if applicable)
- ◆ Service interval display: Reset (if applicable)
- ◆ Service sticker: Enter the date of the next service on the service sticker and apply to the driver's side door pillar
- ◆ Tires: Rotate front to rear
- ◆ Visual inspection of windshield. Note damage if necessary
- ◆ Windshield washer, headlight cleaning system, and wiper blades: Check for damage and function, Check fluid level and add if necessary

5.2.9 Service at 120,000 kilometers

- ◆ AdBlue®. Fluid: Check fluid level and add if necessary (3.0L TDI only)
- ◆ Airbag system: Perform visual inspection (Every 1 year regardless of mileage)



- ◆ Battery: Check (and second battery if applicable)
- ◆ Body: Visual inspection for corrosion
- ◆ Brakes: Inspect brake system and shock absorber for leaks and damage, check thickness of brake pads, brake disc condition and check brake fluid level
- ◆ Convertible roof, CSC roof, and retractable hard top: Check for function and damage, clean and lubricate seals (if applicable)
- ◆ Convertible roof: Check latch: (if applicable) (Every 2 years regardless of mileage)
- ◆ Coolant level and frost protection: Check
- ◆ CV joints: Check for leaks and damage
- ◆ Door checks and mounting pins: Lubricate
- ◆ Dust and pollen filter: Replace (if applicable)
- ◆ Engine: Change oil and replace oil filter
- ◆ Engine and engine compartment components: Check (from above) for leaks and damage
- ◆ Engine and engine compartment components: Check (from below) for leaks and damage, check transmission, final drive, and drive shaft boots
- ◆ Exhaust system: Check for leaks, damage and secure fittings
- ◆ Fuel filter: Replace (2.0L and 3.0L TDI only)
- ◆ Haldex clutch: Change oil (if applicable)
- ◆ Headlights: Check adjustment
- ◆ Interior lighting and glove box lights, cigarette lighter/power outlets, horn, and all warning lamps: Check
- ◆ Lighting: Front and rear lights, luggage compartment lighting, turn signals, hazard warning lights, daytime running lights, curve lighting, and automatic headlights: Check
- ◆ Power steering: Check oil level (if applicable)
- ◆ Rear window: Check cleaning nozzle functionality (if applicable)
- ◆ Ribbed V-belt: Check condition
- ◆ Service interval display: Reset (if applicable)
- ◆ Service sticker: Enter the date of the next service on the service sticker and apply to the driver's side door pillar
- ◆ Spark plugs: Replace (2.0L MPI only)
- ◆ Spark plugs: Replace (2.5L only)
- ◆ Sunroof and panoramic sunroof: Check, clean, and lubricate (if applicable)
- ◆ Sunroof: Open sunroof and check front water drains and clean if necessary (if applicable)
- ◆ Test drive: Check braking, kick-down, steering, electrical, heating and ventilation systems, air conditioning, and handling
- ◆ Tie rod ends: Check for excessive play, check boots
- ◆ Timing Belt: Check (2.0L MPI only)
- ◆ Tires: Check tread depth, condition, wear pattern and pressure of all tires (including spare)



- ◆ Tires: Rotate front to rear
- ◆ Tire mobility kit: Check and observe date on the tire filler bottle (Every 2 years regardless of mileage)
- ◆ Tire mobility kit: Replace tire filler bottle (Every 4 years regardless of mileage)
- ◆ Transmission: Automatic (non DSG): Check fluid
- ◆ Transmission: DSG (non automatic): Change fluid and filter
- ◆ Underbody sealant: Inspect for damage
- ◆ Visual inspection of windshield. Note damage if necessary
- ◆ Windshield washer, headlight cleaning system, and wiper blades: Check for damage and function, Check fluid level and add if necessary

5.2.10 Service at 135,000 kilometers

- ◆ AdBlue®. Fluid: Check fluid level and add if necessary (3.0L TDI only)
- ◆ Airbag system: Perform visual inspection (Every 1 year regardless of mileage)
- ◆ Battery: Check (and second battery if applicable)
- ◆ Brake pads: Check thickness and brake disc condition (front and rear)
- ◆ Brake fluid: Change fluid (Touareg, Eos, Passat models, Jetta models, GTI, Golf, Tiguan, and CC) (Every 3 years regardless of kilometers driven and every 2 years after)
- ◆ Coolant level and frost protection: Check
- ◆ Engine: Change oil and replace oil filter
- ◆ Engine and engine compartment components: Check (from above) for leaks and damage
- ◆ Engine and engine compartment components: Check (from below) for leaks and damage, check transmission, final drive, and drive shaft boots
- ◆ Headlights: Check adjustment
- ◆ Lighting: Front and rear lights, luggage compartment lighting, turn signals, hazard warning lights, daytime running lights, curve lighting, and automatic headlights: Check
- ◆ Rear window: Check cleaning nozzle functionality (if applicable)
- ◆ Service interval display: Reset (if applicable)
- ◆ Service sticker: Enter the date of the next service on the service sticker and apply to the driver's side door pillar
- ◆ Tires: Rotate front to rear
- ◆ Visual inspection of windshield. Note damage if necessary
- ◆ Windshield washer, headlight cleaning system, and wiper blades: Check for damage and function, Check fluid level and add if necessary

5.2.11 Service at 150,000 kilometers

- ◆ AdBlue®. Fluid: Check fluid level and add if necessary (3.0L TDI only)
- ◆ Airbag system: Perform visual inspection (Every 1 year regardless of mileage)



- ◆ Battery: Check (and second battery if applicable)
- ◆ Brakes: Inspect brake system and shock absorber for leaks and damage, check thickness of brake pads, brake disc condition and check brake fluid level
- ◆ Convertible roof: Check latch: (if applicable) (Every 2 years regardless of mileage)
- ◆ Coolant level and frost protection: Check
- ◆ Dust and pollen filter: Replace (if applicable)
- ◆ Engine: Change oil and replace oil filter
- ◆ Engine and engine compartment components: Check (from above) for leaks and damage
- ◆ Engine and engine compartment components: Check (from below) for leaks and damage, check transmission, final drive, and drive shaft boots
- ◆ Fuel filter: Replace (2.0L and 3.0L TDI only)
- ◆ Headlights: Check adjustment
- ◆ Lighting: Front and rear lights, luggage compartment lighting, turn signals, hazard warning lights, daytime running lights, curve lighting, and automatic headlights: Check
- ◆ Rear window: Check cleaning nozzle functionality (if applicable)
- ◆ Service interval display: Reset (if applicable)
- ◆ Service sticker: Enter the date of the next service on the service sticker and apply to the driver's side door pillar
- ◆ Timing Belt: Check (2.0L MPI only)
- ◆ Tires: Check tread depth, condition, wear pattern and pressure of all tires (including spare)
- ◆ Tires: Rotate front to rear
- ◆ Tire mobility kit: Check and observe date on the tire filler bottle (Every 2 years regardless of mileage)
- ◆ Visual inspection of windshield. Note damage if necessary
- ◆ Windshield washer, headlight cleaning system, and wiper blades: Check for damage and function, Check fluid level and add if necessary

5.2.12 Service at 165,000 kilometers

- ◆ AdBlue®. Fluid: Check fluid level and add if necessary (3.0L TDI only)
- ◆ Airbag system: Perform visual inspection (Every 1 year regardless of mileage)
- ◆ Battery: Check (and second battery if applicable)
- ◆ Brake pads: Check thickness and brake disc condition (front and rear)
- ◆ Coolant level and frost protection: Check
- ◆ Engine: Change oil and replace oil filter
- ◆ Engine and engine compartment components: Check (from above) for leaks and damage
- ◆ Engine and engine compartment components: Check (from below) for leaks and damage, check transmission, final drive, and drive shaft boots



- ◆ Headlights: Check adjustment
- ◆ Lighting: Front and rear lights, luggage compartment lighting, turn signals, hazard warning lights, daytime running lights, curve lighting, and automatic headlights: Check
- ◆ Rear window: Check cleaning nozzle functionality (if applicable)
- ◆ Service interval display: Reset (if applicable)
- ◆ Service sticker: Enter the date of the next service on the service sticker and apply to the driver's side door pillar
- ◆ Tires: Rotate front to rear
- ◆ Visual inspection of windshield. Note damage if necessary
- ◆ Windshield washer, headlight cleaning system, and wiper blades: Check for damage and function, Check fluid level and add if necessary

5.2.13 Service at 180,000 kilometers

- ◆ AdBlue®. Fluid: Check fluid level and add if necessary (3.0L TDI only)
- ◆ Airbag system: Perform visual inspection (Every 1 year regardless of mileage)
- ◆ Air filter element and snow filter: Replace and clean housing (if applicable) (Every 6 years regardless of mileage)
- ◆ Battery: Check (and second battery if applicable)
- ◆ Body: Visual inspection for corrosion
- ◆ Brakes: Inspect brake system and shock absorber for leaks and damage, check thickness of brake pads, brake disc condition and check brake fluid level
- ◆ Brake fluid: Change fluid (Touareg, Eos, Passat models, Jetta models, GTI, Golf, Tiguan, and CC) (Every 3 years regardless of kilometers driven and every 2 years after)
- ◆ Convertible roof, CSC roof, and retractable hard top: Check for function and damage, clean and lubricate seals (if applicable)
- ◆ Convertible roof: Check latch: (if applicable) (Every 2 years regardless of mileage)
- ◆ Coolant level and frost protection: Check
- ◆ CV joints: Check for leaks and damage
- ◆ Diesel particle filter: Only after 180,000 km: Check ash loading according to manufacturer work procedure. Replace if necessary. Note: If DPF replacement is not necessary, perform check every 15,000 km thereafter until replacement becomes necessary. Subsequent DPF replacement interval is a minimum of 180,000 km, thereafter. (2.0L TDI and 3.0L TDI only)
- ◆ Door checks and mounting pins: Lubricate
- ◆ Dust and pollen filter: Replace (if applicable)
- ◆ Engine: Change oil and replace oil filter
- ◆ Engine and engine compartment components: Check (from above) for leaks and damage
- ◆ Engine and engine compartment components: Check (from below) for leaks and damage, check transmission, final drive, and drive shaft boots
- ◆ Exhaust system: Check for leaks, damage and secure fittings



- ◆ Fuel filter: Replace (2.0L and 3.0L TDI only)
- ◆ Haldex clutch: Change oil (if applicable)
- ◆ Headlights: Check adjustment
- ◆ Interior lighting and glove box lights, cigarette lighter/power outlets, horn, and all warning lamps: Check
- ◆ Lighting: Front and rear lights, luggage compartment lighting, turn signals, hazard warning lights, daytime running lights, curve lighting, and automatic headlights: Check
- ◆ Power steering: Check oil level (if applicable)
- ◆ Rear window: Check cleaning nozzle functionality (if applicable)
- ◆ Ribbed V-belt: Check condition
- ◆ Service interval display: Reset (if applicable)
- ◆ Service sticker: Enter the date of the next service on the service sticker and apply to the driver's side door pillar
- ◆ Spark plugs: Replace (2.0L MPI only)
- ◆ Spark plugs: Replace (2.5L only)
- ◆ Spark plugs: Replace (2.0T and 3.6L only)
- ◆ Spark plugs: Replace (all engines except TDI)
- ◆ Sunroof and panoramic sunroof: Check, clean, and lubricate (if applicable)
- ◆ Sunroof: Open sunroof and check front water drains and clean if necessary (if applicable)
- ◆ Test drive: Check braking, kick-down, steering, electrical, heating and ventilation systems, air conditioning, and handling
- ◆ Tie rod ends: Check for excessive play, check boots
- ◆ Timing Belt: Check (2.0L MPI only)
- ◆ Tires: Check tread depth, condition, wear pattern and pressure of all tires (including spare)
- ◆ Tires: Rotate front to rear
- ◆ Tire mobility kit: Check and observe date on the tire filler bottle (Every 2 years regardless of mileage)
- ◆ Tire mobility kit: Replace tire filler bottle (Every 4 years regardless of mileage)
- ◆ Tire pressure sensors: Replace (Every 6 years regardless of mileage)
- ◆ Transmission: Automatic (non DSG): Check fluid
- ◆ Transmission: DSG (non automatic): Change fluid and filter
- ◆ Underbody sealant: Inspect for damage
- ◆ Visual inspection of windshield. Note damage if necessary
- ◆ Windshield washer, headlight cleaning system, and wiper blades: Check for damage and function, Check fluid level and add if necessary

5.2.14 Service at 195,000 kilometers

- ◆ AdBlue®. Fluid: Check fluid level and add if necessary (3.0L TDI only)



- ◆ Airbag system: Perform visual inspection (Every 1 year regardless of mileage)
- ◆ Battery: Check (and second battery if applicable)
- ◆ Brake pads: Check thickness and brake disc condition (front and rear)
- ◆ Coolant level and frost protection: Check
- ◆ Engine: Change oil and replace oil filter
- ◆ Engine and engine compartment components: Check (from above) for leaks and damage
- ◆ Engine and engine compartment components: Check (from below) for leaks and damage, check transmission, final drive, and drive shaft boots
- ◆ Headlights: Check adjustment
- ◆ Lighting: Front and rear lights, luggage compartment lighting, turn signals, hazard warning lights, daytime running lights, curve lighting, and automatic headlights: Check
- ◆ Rear window: Check cleaning nozzle functionality (if applicable)
- ◆ Service interval display: Reset (if applicable)
- ◆ Service sticker: Enter the date of the next service on the service sticker and apply to the driver's side door pillar
- ◆ Timing belt: Replace (2.0L TDI only)
- ◆ Tires: Rotate front to rear
- ◆ Visual inspection of windshield. Note damage if necessary
- ◆ Windshield washer, headlight cleaning system, and wiper blades: Check for damage and function, Check fluid level and add if necessary



5.3 MY 2011 Maintenance Intervals - Routan - USA

- ⇒ ["5.3.1 Service at 8,000 miles", page 168](#)
- ⇒ ["5.3.2 Service at 16,000 miles", page 168](#)
- ⇒ ["5.3.3 Service at 24,000 miles", page 168](#)
- ⇒ ["5.3.4 Service at 32,000 miles", page 169](#)
- ⇒ ["5.3.5 Service at 40,000 miles", page 169](#)
- ⇒ ["5.3.6 Service at 48,000 miles", page 169](#)
- ⇒ ["5.3.7 Service at 56,000 miles", page 169](#)
- ⇒ ["5.3.8 Service at 64,000 miles", page 169](#)
- ⇒ ["5.3.9 Service at 72,000 miles", page 170](#)
- ⇒ ["5.3.10 Service at 80,000 miles", page 170](#)
- ⇒ ["5.3.11 Service at 88,000 miles", page 170](#)
- ⇒ ["5.3.12 Service at 96,000 miles", page 170](#)
- ⇒ ["5.3.13 Service at 104,000 miles", page 171](#)
- ⇒ ["5.3.14 Service at 112,000 miles", page 171](#)
- ⇒ ["5.3.15 Service at 120,000 miles", page 171](#)
- ⇒ ["5.3.16 Service at 128,000 miles", page 171](#)
- ⇒ ["5.3.17 Service at 136,000 miles", page 171](#)
- ⇒ ["5.3.18 Service at 144,000 miles", page 171](#)
- ⇒ ["5.3.19 Service at 152,000 miles", page 172](#)

5.3.1 Service at 8,000 miles

- ◆ Change engine oil and replace engine oil filter
- ◆ Rotate at the first sign of irregular wear, even if it occurs earlier than the prescribed interval

5.3.2 Service at 16,000 miles

- ◆ Change engine oil and replace engine oil filter
- ◆ Rotate tires. Rotate at the first sign of irregular wear, even if it occurs earlier than the prescribed interval
- ◆ If using your vehicle for any of the following; Dusty or off-road conditions, Inspect the engine air cleaner filter; replace if necessary
- ◆ Replace the air conditioning filter
- ◆ Inspect the brake linings, replace if necessary
- ◆ Inspect the CV joints. Perform the first inspection at 16,000 miles or 12 months
- ◆ Inspect the exhaust system. Perform the first inspection at 16,000 miles or 12 months
- ◆ Inspect the front suspension, tie rod ends, and boot seals for cracks or leaks and all parts for damage, wear, improper looseness or end play; replace if necessary

5.3.3 Service at 24,000 miles

- ◆ Change engine oil and replace engine oil filter



- ◆ Rotate tires. Rotate at the first sign of irregular wear, even if it occurs earlier than the prescribed interval
- ◆ Inspect the CV joints. Perform the first inspection at 16,000 miles or 12 months
- ◆ Inspect the exhaust system. Perform the first inspection at 16,000 miles or 12 months

5.3.4 Service at 32,000 miles

- ◆ Change engine oil and replace engine oil filter
- ◆ Rotate tires. Rotate at the first sign of irregular wear, even if it occurs earlier than the prescribed interval
- ◆ Replace the engine air cleaner filter
- ◆ Replace the air conditioning filter
- ◆ Inspect the brake linings, replace if necessary
- ◆ Inspect the front suspension, tie rod ends, and boot seals for cracks or leaks and all parts for damage, wear, improper looseness or end play; replace if necessary

5.3.5 Service at 40,000 miles

- ◆ Change engine oil and replace engine oil filter
- ◆ Rotate tires. Rotate at the first sign of irregular wear, even if it occurs earlier than the prescribed interval

5.3.6 Service at 48,000 miles

- ◆ Change engine oil and replace engine oil filter
- ◆ Rotate tires. Rotate at the first sign of irregular wear, even if it occurs earlier than the prescribed interval
- ◆ If using your vehicle for any of the following; Dusty or off-road conditions, Inspect the engine air cleaner filter; replace if necessary
- ◆ Replace the air conditioning filter
- ◆ Inspect the brake linings, replace if necessary
- ◆ Inspect the CV joints. Perform the first inspection at 16,000 miles or 12 months
- ◆ Inspect the exhaust system. Perform the first inspection at 16,000 miles or 12 months
- ◆ Inspect the front suspension, tie rod ends, and boot seals for cracks or leaks and all parts for damage, wear, improper looseness or end play; replace if necessary

5.3.7 Service at 56,000 miles

- ◆ Change engine oil and replace engine oil filter
- ◆ Rotate tires. Rotate at the first sign of irregular wear, even if it occurs earlier than the prescribed interval

5.3.8 Service at 64,000 miles

- ◆ Change engine oil and replace engine oil filter
- ◆ Rotate tires. Rotate at the first sign of irregular wear, even if it occurs earlier than the prescribed interval
- ◆ Replace the engine air cleaner filter
- ◆ Replace the air conditioning filter



- ◆ Inspect the brake linings, replace if necessary
- ◆ Inspect the front suspension, tie rod ends, and boot seals for cracks or leaks and all parts for damage, wear, improper looseness or end play; replace if necessary
- ◆ Change the automatic transaxle fluid and filter if using your vehicle for any of the following: Police, taxi, fleet or frequent trailer towing.

5.3.9 Service at 72,000 miles

- ◆ Change engine oil and replace engine oil filter
- ◆ Rotate tires. Rotate at the first sign of irregular wear, even if it occurs earlier than the prescribed interval
- ◆ Inspect the CV joints. Perform the first inspection at 16,000 miles or 12 months
- ◆ Inspect the exhaust system. Perform the first inspection at 16,000 miles or 12 months

5.3.10 Service at 80,000 miles

- ◆ Change engine oil and replace engine oil filter
- ◆ Rotate tires. Rotate at the first sign of irregular wear, even if it occurs earlier than the prescribed interval
- ◆ If using your vehicle for any of the following; Dusty or off-road conditions, Inspect the engine air cleaner filter; replace if necessary
- ◆ Replace the air conditioning filter
- ◆ Inspect the brake linings, replace if necessary
- ◆ Inspect the front suspension, tie rod ends, and boot seals for cracks or leaks and all parts for damage, wear, improper looseness or end play; replace if necessary
- ◆ Flush and replace the engine coolant at 80,000 miles if not done at 104,000 miles

5.3.11 Service at 88,000 miles

- ◆ Change engine oil and replace engine oil filter
- ◆ Rotate tires. Rotate at the first sign of irregular wear, even if it occurs earlier than the prescribed interval

5.3.12 Service at 96,000 miles

- ◆ Change the engine oil and engine oil filter
- ◆ Rotate tires. Rotate at the first sign of irregular wear, even if it occurs earlier than the prescribed interval
- ◆ Replace the engine air cleaner filter
- ◆ Replace the air conditioning filter
- ◆ Inspect the brake linings: replace if necessary
- ◆ Inspect the CV joints. Perform the first inspection at 16,000 miles or 12 months
- ◆ Inspect the exhaust system. Perform the first inspection at 16,000 miles or 12 months
- ◆ Inspect the front suspension, tie rod ends, and boot seals for cracks or leaks and all parts for damage, wear, improper looseness or end play: replace if necessary
- ◆ Replace the spark plugs



- ◆ Inspect and replace the PCV valve if necessary

5.3.13 Service at 104,000 miles

- ◆ Change engine oil and replace engine oil filter
- ◆ Rotate tires. Rotate at the first sign of irregular wear, even if it occurs earlier than the prescribed interval
- ◆ Flush and replace the engine coolant if not done at 60 months

5.3.14 Service at 112,000 miles

- ◆ Change engine oil and replace engine oil filter
- ◆ Rotate tires. Rotate at the first sign of irregular wear, even if it occurs earlier than the prescribed interval
- ◆ If using your vehicle for any of the following: Dusty or off-road conditions. Inspect the engine air cleaner filter: replace if necessary
- ◆ Replace the air conditioning filter
- ◆ Inspect the brake linings, replace if necessary
- ◆ Inspect the front suspension, tie rod ends, and boot seals for cracks or leaks and all parts for damage, wear, improper looseness or end play: replace if necessary

5.3.15 Service at 120,000 miles

- ◆ Change engine oil and replace engine oil filter
- ◆ Rotate tires. Rotate at the first sign of irregular wear, even if it occurs earlier than the prescribed interval
- ◆ Inspect the CV joints. Perform the first inspection at 16,000 miles or 12 months
- ◆ Inspect the exhaust system. Perform the first inspection at 16,000 miles or 12 months
- ◆ Change the automatic transmission fluid and filter (s)
- ◆ Replace the accessory drive belt (s)

5.3.16 Service at 128,000 miles

- ◆ Change engine oil and replace engine oil filter
- ◆ Rotate tires. Rotate at the first sign of irregular wear, even if it occurs earlier than the prescribed interval
- ◆ Replace the engine air cleaner filter
- ◆ Replace the air conditioning filter
- ◆ Inspect the brake linings, replace if necessary
- ◆ Inspect the front suspension, tie rod ends, and boot seals for cracks or leaks and all parts for damage, wear, improper looseness or end play: replace if necessary

5.3.17 Service at 136,000 miles

- ◆ Change engine oil and replace engine oil filter
- ◆ Rotate tires. Rotate at the first sign of irregular wear, even if it occurs earlier than the prescribed interval

5.3.18 Service at 144,000 miles

- ◆ Change engine oil and replace engine oil filter



- ◆ Rotate tires. Rotate at the first sign of irregular wear, even if it occurs earlier than the prescribed interval
- ◆ If using your vehicle for any of the following: Dusty or off-road conditions. Inspect the engine air cleaner filter: replace if necessary
- ◆ Replace the air conditioning filter
- ◆ Inspect the brake linings: replace if necessary
- ◆ Inspect the CV joints. Perform the first inspection at 16,000 miles or 12 months
- ◆ Inspect the exhaust system. Perform the first inspection at 16,000 miles or 12 months
- ◆ Inspect the front suspension, tie rod ends, and boot seals for cracks or leaks and all parts for damage, wear, improper looseness or end play: replace if necessary

5.3.19 Service at 152,000 miles

- ◆ Change engine oil and replace engine oil filter
- ◆ Rotate tires. Rotate at the first sign of irregular wear, even if it occurs earlier than the prescribed interval

5.4 MY 2011 Maintenance Intervals - Routan - Canada

- ⇒ ["5.4.1 Service at 13,000 kilometers", page 172](#)
- ⇒ ["5.4.2 Service at 26,000 kilometers", page 173](#)
- ⇒ ["5.4.3 Service at 39,000 kilometers", page 173](#)
- ⇒ ["5.4.4 Service at 52,000 kilometers", page 173](#)
- ⇒ ["5.4.5 Service at 65,000 kilometers", page 173](#)
- ⇒ ["5.4.6 Service at 78,000 kilometers", page 173](#)
- ⇒ ["5.4.7 Service at 91,000 kilometers", page 174](#)
- ⇒ ["5.4.8 Service at 104,000 kilometers", page 174](#)
- ⇒ ["5.4.9 Service at 117,000 kilometers", page 174](#)
- ⇒ ["5.4.10 Service at 130,000 kilometers", page 174](#)
- ⇒ ["5.4.11 Service at 143,000 kilometers", page 175](#)
- ⇒ ["5.4.12 Service at 156,000 kilometers", page 175](#)
- ⇒ ["5.4.13 Service at 169,000 kilometers", page 175](#)
- ⇒ ["5.4.14 Service at 182,000 kilometers", page 175](#)
- ⇒ ["5.4.15 Service at 195,000 kilometers", page 175](#)
- ⇒ ["5.4.16 Service at 208,000 kilometers", page 176](#)
- ⇒ ["5.4.17 Service at 221,000 kilometers", page 176](#)
- ⇒ ["5.4.18 Service at 234,000 kilometers", page 176](#)
- ⇒ ["5.4.19 Service at 247,000 kilometers", page 176](#)

5.4.1 Service at 13,000 kilometers

- ◆ Change the engine oil and engine oil filter
- ◆ Rotate tires. Rotate at the first sign of irregular wear, even if it occurs earlier than the prescribed interval



5.4.2 Service at 26,000 kilometers

- ◆ Change the engine oil and engine oil filter
- ◆ Rotate tires. Rotate at the first sign of irregular wear, even if it occurs earlier than the prescribed interval
- ◆ If using your vehicle for any of the following; Dusty or off-road conditions, Inspect the engine air cleaner filter; replace if necessary
- ◆ Replace the air conditioning filter
- ◆ Inspect the brake linings, replace if necessary
- ◆ Inspect the CV joints. Perform the first inspection at 26,000 kilometers or 12 months
- ◆ Inspect the exhaust system. Perform the first inspection at 26,000 kilometers or 12 months
- ◆ Inspect the front suspension, tie rod ends, and boot seals for cracks or leaks and all parts for damage, wear, improper looseness or end play; replace if necessary

5.4.3 Service at 39,000 kilometers

- ◆ Change the engine oil and engine oil filter
- ◆ Rotate tires. Rotate at the first sign of irregular wear, even if it occurs earlier than the prescribed interval
- ◆ Inspect the CV joints. Perform the first inspection at 26,000 kilometers or 12 months
- ◆ Inspect the exhaust system. Perform the first inspection at 26,000 kilometers or 12 months

5.4.4 Service at 52,000 kilometers

- ◆ Change the engine oil and engine oil filter
- ◆ Rotate tires. Rotate at the first sign of irregular wear, even if it occurs earlier than the prescribed interval
- ◆ Replace the engine air cleaner filter
- ◆ Replace the air conditioning filter
- ◆ Inspect the brake linings, replace if necessary
- ◆ Inspect the front suspension, tie rod ends, and boot seals for cracks or leaks and all parts for damage, wear, improper looseness or end play; replace if necessary

5.4.5 Service at 65,000 kilometers

- ◆ Change the engine oil and engine oil filter
- ◆ Rotate tires. Rotate at the first sign of irregular wear, even if it occurs earlier than the prescribed interval

5.4.6 Service at 78,000 kilometers

- ◆ Change the engine oil and engine oil filter
- ◆ Rotate tires. Rotate at the first sign of irregular wear, even if it occurs earlier than the prescribed interval
- ◆ If using your vehicle for any of the following; Dusty or off-road conditions, Inspect the engine air cleaner filter; replace if necessary
- ◆ Replace the air conditioning filter
- ◆ Inspect the brake linings, replace if necessary



- ◆ Inspect the CV joints. Perform the first inspection at 26,000 kilometers or 12 months
- ◆ Inspect the exhaust system. Perform the first inspection at 26,000 kilometers or 12 months
- ◆ Inspect the front suspension, tie rod ends, and boot seals for cracks or leaks and all parts for damage, wear, improper looseness or end play; replace if necessary

5.4.7 Service at 91,000 kilometers

- ◆ Change the engine oil and engine oil filter
- ◆ Rotate tires. Rotate at the first sign of irregular wear, even if it occurs earlier than the prescribed interval

5.4.8 Service at 104,000 kilometers

- ◆ Change the engine oil and engine oil filter
- ◆ Rotate tires. Rotate at the first sign of irregular wear, even if it occurs earlier than the prescribed interval
- ◆ Replace the engine air cleaner filter
- ◆ Replace the air conditioning filter
- ◆ Inspect the brake linings, replace if necessary
- ◆ Inspect the front suspension, tie rod ends, and boot seals for cracks or leaks and all parts for damage, wear, improper looseness or end play; replace if necessary
- ◆ Change the automatic transaxle fluid and filter if using your vehicle for any of the following: Police, taxi, fleet or frequent trailer towing.

5.4.9 Service at 117,000 kilometers

- ◆ Change the engine oil and engine oil filter
- ◆ Rotate tires. Rotate at the first sign of irregular wear, even if it occurs earlier than the prescribed interval
- ◆ Inspect the CV joints. Perform the first inspection at 26,000 kilometers or 12 months
- ◆ Inspect the exhaust system. Perform the first inspection at 26,000 kilometers or 12 months

5.4.10 Service at 130,000 kilometers

- ◆ Change the engine oil and engine oil filter
- ◆ Rotate tires. Rotate at the first sign of irregular wear, even if it occurs earlier than the prescribed interval
- ◆ If using your vehicle for any of the following; Dusty or off-road conditions, Inspect the engine air cleaner filter; replace if necessary
- ◆ Replace air conditioning filter
- ◆ Inspect the brake linings, replace if necessary
- ◆ Inspect the front suspension, tie rod ends, and boot seals for cracks or leaks and all parts for damage, wear, improper looseness or end play; replace if necessary
- ◆ Flush and replace the engine coolant at 130,000 kilometers if not done at 169,000 kilometers



5.4.11 Service at 143,000 kilometers

- ◆ Change the engine oil and engine oil filter
- ◆ Rotate tires. Rotate at the first sign of irregular wear, even if it occurs earlier than the prescribed interval

5.4.12 Service at 156,000 kilometers

- ◆ Change engine oil and replace engine oil filter
- ◆ Rotate tires. Rotate at the first sign of irregular wear, even if it occurs earlier than the prescribed interval
- ◆ Replace the engine air cleaner filter
- ◆ Replace the air conditioning filter
- ◆ Inspect the brake linings, replace if necessary
- ◆ Inspect the CV joints. Perform the first inspection at 16,000 miles or 12 months
- ◆ Inspect the exhaust system. Perform the first inspection at 16,000 miles or 12 months
- ◆ Inspect the front suspension, tie rod ends, and boot seals for cracks or leaks and all parts for damage, wear, improper looseness or end play: replace if necessary
- ◆ Replace the spark plugs
- ◆ Inspect and replace the PCV valve if necessary

5.4.13 Service at 169,000 kilometers

- ◆ Change engine oil and replace engine oil filter
- ◆ Rotate tires. Rotate at the first sign of irregular wear, even if it occurs earlier than the prescribed interval
- ◆ Flush and replace the engine coolant if not done at 60 months

5.4.14 Service at 182,000 kilometers

- ◆ Change engine oil and replace engine oil filter
- ◆ Rotate tires. Rotate at the first sign of irregular wear, even if it occurs earlier than the prescribed interval
- ◆ If using your vehicle for any of the following: Dusty or off-road conditions. Inspect the engine air cleaner filter: replace if necessary
- ◆ Replace the air conditioning filter
- ◆ Inspect the brake linings, replace if necessary
- ◆ Inspect the front suspension, tie rod ends, and boot seals for cracks or leaks and all parts for damage, wear, improper looseness or end play: replace if necessary

5.4.15 Service at 195,000 kilometers

- ◆ Change engine oil and replace engine oil filter
- ◆ Rotate tires. Rotate at the first sign of irregular wear, even if it occurs earlier than the prescribed interval
- ◆ Inspect the CV joints. Perform the first inspection at 16,000 miles or 12 months
- ◆ Inspect the exhaust system. Perform the first inspection at 16,000 miles or 12 months
- ◆ Change the automatic transmission fluid and filter (s)



Copyright by Volkswagen AG.



- ◆ Replace the accessory drive belt (s)

5.4.16 Service at 208,000 kilometers

- ◆ Change engine oil and replace engine oil filter
- ◆ Rotate tires. Rotate at the first sign of irregular wear, even if it occurs earlier than the prescribed interval
- ◆ Replace the engine air cleaner filter
- ◆ Replace air conditioning filter
- ◆ Inspect the brake linings, replace if necessary
- ◆ Inspect the front suspension, tie rod ends, and boot seals for cracks or leaks and all parts for damage, wear, improper looseness or end play: replace if necessary

5.4.17 Service at 221,000 kilometers

- ◆ Change engine oil and replace engine oil filter
- ◆ Rotate tires. Rotate at the first sign of irregular wear, even if it occurs earlier than the prescribed interval

5.4.18 Service at 234,000 kilometers

- ◆ Change engine oil and replace engine oil filter
- ◆ Rotate tires. Rotate at the first sign of irregular wear, even if it occurs earlier than the prescribed interval
- ◆ If using your vehicle for any of the following: Dusty or off-road conditions. Inspect the engine air cleaner filter: replace if necessary
- ◆ Replace air conditioning filter
- ◆ Inspect the brake linings, replace if necessary
- ◆ Inspect the CV joints. Perform the first inspection at 16,000 miles or 12 months
- ◆ Inspect the exhaust system. Perform the first inspection at 16,000 miles or 12 months
- ◆ Inspect the front suspension, tie rod ends, and boot seals for cracks or leaks and all parts for damage, wear, improper looseness or end play: replace if necessary

5.4.19 Service at 247,000 kilometers

- ◆ Change engine oil and replace engine oil filter
- ◆ Rotate tires. Rotate at the first sign of irregular wear, even if it occurs earlier than the prescribed interval



6 MY 2010 Maintenance Intervals

⇒ [“6.1 MY 2010 Maintenance Intervals - USA”, page 177](#)

⇒ [“6.2 MY 2010 Maintenance Intervals - Canada”, page 186](#)

⇒ [“6.3 MY 2010 Maintenance Intervals - Routan - USA”, page 195](#)

⇒ [“6.4 MY 2010 Maintenance Intervals - Routan - Canada”, page 201](#)

6.1 MY 2010 Maintenance Intervals - USA



Note

Service through 35,000 miles is included in the Volkswagen Care-free Maintenance Program.

⇒ [“6.1.1 Time Dependent Service”, page 177](#)

⇒ [“6.1.2 Service at Each 5,000 miles through 35,000 miles”, page 178](#)

⇒ [“6.1.3 Service at 10,000 miles”, page 178](#)

⇒ [“6.1.4 Service at 20,000 miles”, page 178](#)

⇒ [“6.1.5 Service at 30,000 miles”, page 179](#)

⇒ [“6.1.6 Service at 40,000 miles and each 5,000 miles After”, page 179](#)

⇒ [“6.1.7 Service at 40,000 miles”, page 179](#)

⇒ [“6.1.8 Service at 50,000 miles”, page 181](#)

⇒ [“6.1.9 Service at 60,000 miles”, page 181](#)

⇒ [“6.1.10 Service at 70,000 miles”, page 182](#)

⇒ [“6.1.11 Service at 80,000 miles”, page 182](#)

⇒ [“6.1.12 Service at 90,000 miles”, page 183](#)

⇒ [“6.1.13 Service at 100,000 miles”, page 184](#)

⇒ [“6.1.14 Service at 110,000 miles”, page 184](#)

⇒ [“6.1.15 Service at 120,000 miles”, page 185](#)

6.1.1 Time Dependent Service

Every 1 Year

Perform visual check of airbag system.

Every 2 Years

- ◆ Dust and pollen filter: Replace (if applicable)
- ◆ Check latch for convertible roof (if applicable)
- ◆ Tire filler bottle in the tire mobility set: Check (observe expiration date)
- ◆ Brake fluid: Replace. First fluid replacement included under the Volkswagen Carefree Maintenance Program (New Beetle).



Every 3 Years, Then Every 2 Years Regardless of Miles Driven

- ◆ Brake Fluid: Replace. First fluid replacement included under the Volkswagen Carefree Maintenance Program (CC, Touareg, Eos, Passat, Jetta models, GTI, Golf, Tiguan, Passat CC).

Every 4 Years Regardless of Miles Driven

- ◆ Tire Filler Bottle In The Tire Mobility Set: Replace (observe expiration date)

Every 6 Years Regardless of Miles Driven

- ◆ Spark Plugs: Replace
- ◆ Air Filter Element and Snow Filter: Replace and clean housing
- ◆ Tire Pressure Sensors: Replace (if applicable)

6.1.2 Service at Each 5,000 miles through 35,000 miles

- ◆ AdBlue Fluid: Check and add if necessary (3.0L TDI engine only)

6.1.3 Service at 10,000 miles



Note

Service at 10,000 miles or one year after last service, whichever occurs first. Included in the Volkswagen Carefree Maintenance Program

- ◆ Brake Pads: Check thickness and brake disc condition (front and rear)
- ◆ Engine: Change oil and replace oil filter
- ◆ Rear Window: Check cleaning nozzle functionality (if applicable)
- ◆ Service Interval Display: Reset
- ◆ Service Label: Enter the date of the next service on the service sticker and apply to the driver side door pillar
- ◆ Tires: Rotate front to rear
- ◆ Windshield Washer, Headlight Cleaning System, and Wiper Blades: Check for damage and function, Check fluid level and add if necessary

6.1.4 Service at 20,000 miles



Note

Service at 20,000 miles or one year after last service, whichever occurs first. Included in the Volkswagen Carefree Maintenance Program

- ◆ Battery: Check
- ◆ Brakes: Inspect brake system and shock absorber for leaks and damage, check thickness of brake pads, brake disc condition and check brake fluid level
- ◆ Engine: Change oil and replace oil filter
- ◆ Fuel Filter: Replace (2.0L TDI only)



- ◆ Fuel Filter: Drain water (3.0L TDI only)
- ◆ Dust and Pollen Filter: Replace (if applicable)
- ◆ Rear Window: Check cleaning nozzle functionality (if applicable)
- ◆ Second Battery: Check (if applicable)
- ◆ Service Interval Display: Reset
- ◆ Service Label: Enter the date of the next service on the service sticker and apply to the driver side door pillar
- ◆ Tires: Check tread depth, condition, wear pattern and pressure of all tires (including spare)
- ◆ Tires: Rotate front to rear
- ◆ Windshield Washer, Headlight Cleaning System, and Wiper Blades: Check for damage and function, Check fluid level and add if necessary

6.1.5 Service at 30,000 miles



Note

Service at 30,000 miles or one year after last service, whichever occurs first. Included in the Volkswagen Carefree Maintenance Program

- ◆ Brake Pads: Check thickness and brake disc condition (front and rear)
- ◆ Engine: Change oil and replace oil filter
- ◆ Rear Window: Check cleaning nozzle functionality (if applicable)
- ◆ Service Interval Display: Reset
- ◆ Service Label: Enter the date of the next service on the service sticker and apply to the driver side door pillar
- ◆ Tires: Rotate front to rear
- ◆ Windshield Washer, Headlight Cleaning System, and Wiper Blades: Check for damage and function, Check fluid level and add if necessary

6.1.6 Service at 40,000 miles and each 5,000 miles After

- ◆ AdBlue Fluid: Check and add if necessary (3.0L TDI engine only)

6.1.7 Service at 40,000 miles



Note

Service at 40,000 miles or one year after last service, whichever occurs first.

- ◆ Battery: Check
- ◆ Body: Visual inspection for corrosion
- ◆ Brakes: Inspect brake system and shock absorber for leaks and damage, check thickness of brake pads, brake disc condition and check brake fluid level



- ◆ Coolant Level And Frost Protection: Check
- ◆ Convertible Roof, CSC Roof and Retractable Hard Top: Check for function and damage, clean and lubricate seals (if applicable)
- ◆ CV Joints: Check for leaks and damage
- ◆ Door Checks and mounting pins: Lubricate
- ◆ Dust and Pollen Filter: Replace (if applicable)
- ◆ Engine: Change oil and replace oil filter
- ◆ Engine and Engine Compartment Components: Check (from above) for leaks and damage
- ◆ Engine and Engine Compartment Components: Check (from below) for leaks and damage, check transmission, final drive, and drive shaft boots
- ◆ Exhaust System: Check for leaks, damage, and secure fittings
- ◆ Fuel Filter: Replace (2.0L, and 3.0L TDI only)
- ◆ Haldex Clutch: Change oil (if applicable)
- ◆ Headlamps: Check adjustment
- ◆ Interior Lighting and Glove Box Lights, Cigarette Lighter/Power Outlets, Horn, and All Warning Lamps: Check
- ◆ Lighting: Check front and rear lights, Luggage Compartment Lighting, Turn Signals, Hazard Warning Lights, Daytime Running Lights, Curve Lighting, and Automatic Headlights: Check
- ◆ Power Steering: Check oil level
- ◆ Rear Window: Check cleaning nozzle functionality (if applicable)
- ◆ Ribbed V-belt: Check condition
- ◆ Second Battery: Check (if applicable)
- ◆ Service Interval Display: Reset
- ◆ Service Label: Enter the date of the next service on the service sticker and apply to the driver side door pillar
- ◆ Spark Plugs: Replace (2.5 and 3.2L only)
- ◆ Sunroof and Panoramic Sunroof: Check, clean, and lubricate (if applicable)
- ◆ Test Drive: Check braking, kick-down, steering, electrical, heating and ventilation systems, air conditioning, and handling
- ◆ Tie Rod Ends: Check for excessive play, check boots
- ◆ Tires: Check tread depth, condition, wear pattern, and pressure of all tires (including spare)
- ◆ Tires: Rotate front to rear
- ◆ Transmission: Automatic: Check fluid. (3.0L TDI and 3.6L Touareg)
- ◆ Transmission: DSG: Change fluid and filter
- ◆ Underbody Sealant: Inspect for damage
- ◆ Windshield Washer, Headlight Cleaning System and Wiper Blades: Check for damage and function, Check fluid level and add if necessary



6.1.8 Service at 50,000 miles



Note

Service at 50,000 miles or one year after last service, whichever occurs first.

- ◆ Brake Pads: Check thickness and brake disc condition (front and rear)
- ◆ Engine: Change oil and replace oil filter
- ◆ Rear Window: Check cleaning nozzle functionality (if applicable)
- ◆ Service Interval Display: Reset
- ◆ Service Label: Enter the date of the next service on the service sticker and apply to the driver side door pillar
- ◆ Tires: Rotate front to rear
- ◆ Transmission: Automatic (non DSG): Change Fluid (2.5L Jetta models, NB, NBC and Golf)
- ◆ Windshield Washer, Headlight Cleaning System and Wiper Blades: Check for damage and function, Check fluid level and add if necessary

6.1.9 Service at 60,000 miles



Note

Service at 60,000 miles or one year after last service, whichever occurs first.

- ◆ Air Filter Element and Snow Filter: Replace and clean housing (if applicable)
- ◆ Battery: Check
- ◆ Brakes: Inspect brake system and shock absorber for leaks and damage, check thickness of brake pads, brake disc condition and check brake fluid level
- ◆ Engine: Change oil and replace oil filter
- ◆ Fuel Filter: Replace (2.0 L TDI only)
- ◆ Fuel Filter: Drain water (3.0 L TDI only)
- ◆ Dust and Pollen Filter: Replace (if applicable)
- ◆ Rear Window: Check cleaning nozzle functionality (if applicable)
- ◆ Second Battery: Check (if applicable)
- ◆ Service Interval Display: Reset
- ◆ Service Label: Enter the date of the next service on the service sticker and apply to the driver side door pillar
- ◆ Spark Plugs: Replace (2.0T, 3.6L and 4.2L only)
- ◆ Tires: Check tread depth, condition, wear pattern, and pressure of all tires (including spare)
- ◆ Tires: Rotate front to rear



- ◆ Windshield Washer, Headlight Cleaning System and Wiper Blades: Check for damage and function. Check fluid level and add if necessary

6.1.10 Service at 70,000 miles



Note

Service at 70,000 miles or one year after last service, whichever occurs first.

- ◆ Brake Pads: Check thickness and brake disc condition (front and rear)
- ◆ Engine: Change oil and replace oil filter
- ◆ Rear Window: Check cleaning nozzle functionality (if applicable)
- ◆ Service Interval Display: Reset
- ◆ Service Label: Enter the date of the next service on the service sticker and apply to the driver side door pillar
- ◆ Tires: Rotate front to rear
- ◆ Windshield, Headlamp Washer Systems and Wiper Blades: Check for damage and function. Check fluid level and add if necessary

6.1.11 Service at 80,000 miles



Note

Service at 80,000 miles or one year after last service, whichever occurs first.

- ◆ Battery: Check
- ◆ Body: Visual inspection for corrosion
- ◆ Brakes: Inspect brake system and shock absorber for leaks and damage, check thickness of brake pads, brake disc condition and check brake fluid level
- ◆ Convertible Roof, CSC Roof and Retractable Hard Top: Check for function and damage, clean and lubricate seals (if applicable)
- ◆ Coolant Level and Frost Protection: Check
- ◆ CV Joints: Check for leaks and damage
- ◆ Door Checks and Mounting Pins: Lubricate
- ◆ Dust and Pollen Filter: Replace (if applicable)
- ◆ Engine: Change oil and replace oil filter
- ◆ Engine and Engine Compartment Components: Check (from above) for leaks and damage
- ◆ Engine and Engine Compartment Components: Check (from below) for leaks and damage, check transmission, final drive, and drive shaft boots
- ◆ Exhaust System: Check for leaks, damage, and secure fittings
- ◆ Fuel Filter: Replace (2.0 L, and 3.0 L TDI only)
- ◆ Haldex Clutch: Change oil (if applicable)



- ◆ Headlamps: Check adjustment
- ◆ Interior Lighting and Glove Box Lights, Cigarette Lighter/Power Outlets, Horn, and All Warning Lamps: Check
- ◆ Lighting: Check front and rear lights, luggage compartment lighting, turn signals, hazard warning lights, daytime running lights, curve lighting, and automatic headlamps
- ◆ Power Steering: Check Oil Level
- ◆ Rear Window: Check Cleaning Nozzle Functionality (if applicable)
- ◆ Ribbed V-belt: Check Condition
- ◆ Second Battery: Check (if applicable)
- ◆ Service Interval Display: Reset
- ◆ Service Label: Enter the date of the next service on the service sticker and apply to the driver side door pillar
- ◆ Spark Plugs: Replace (2.5 and 3.2L only)
- ◆ Sunroof and Panoramic Sunroof: Check, clean, and lubricate (if applicable)
- ◆ Test Drive: Check braking, kick-down, steering, electrical, heating and ventilation systems, air conditioning, and handling
- ◆ Tie Rod Ends: Check for excessive play, check boots
- ◆ Tires: Check tread depth, condition, wear pattern, and pressure of all tires (including spare)
- ◆ Tires: Rotate front to rear
- ◆ Transmission: DSG: Change fluid and filter
- ◆ Underbody Sealant: Inspect for damage
- ◆ Windshield Washer, Headlight Cleaning System, and Wiper Blades: Check for damage and function, Check fluid level and add if necessary

6.1.12 Service at 90,000 miles



Note

Service at 90,000 miles or one year after last service, whichever occurs first.

- ◆ Brake Pads: Check thickness and brake disc condition (front and rear)
- ◆ Engine: Change oil and replace oil filter
- ◆ Rear Window: Check cleaning nozzle functionality (if applicable)
- ◆ Service Interval Display: Reset
- ◆ Service Label: Enter the date of the next service on the service sticker and apply to the driver side door pillar
- ◆ Tires: Rotate front to rear
- ◆ Windshield Washer, Headlight Cleaning System, and Wiper Blades: Check for damage and function, Check fluid level and add if necessary



6.1.13 Service at 100,000 miles



Note

Service at 100,000 miles or one year after last service, whichever occurs first.

- ◆ Battery: Check
- ◆ Brakes: Inspect brake system and shock absorber for leaks and damage, check thickness of brake pads, brake disc condition and check brake fluid level
- ◆ Engine: Change oil and replace oil filter
- ◆ Dust and Pollen Filter: Replace (if applicable)
- ◆ Fuel Filter: Replace (2.0 L TDI only)
- ◆ Fuel Filter: Drain water (3.0 L TDI only)
- ◆ Rear Window: Check cleaning nozzle functionality (if applicable)
- ◆ Second Battery: Check (if applicable)
- ◆ Service Interval Display: Reset
- ◆ Service Label: Enter the date of the next service on the service sticker and apply to the driver side door pillar
- ◆ Tires: Check tread depth, condition, wear pattern, and pressure of all tires (including spare)
- ◆ Tires: Rotate front to rear
- ◆ Transmission: Automatic (non DSG): Change Fluid (2.5L Jetta models, NB, NBC and Golf)
- ◆ Windshield Washer, Headlight Cleaning System and Wiper Blades: Check for damage and function, Check fluid level and add if necessary

6.1.14 Service at 110,000 miles



Note

Service at 110,000 miles or one year after last service, whichever occurs first.

- ◆ Brake Pads: Check thickness and brake disc condition (front and rear)
- ◆ Engine: Change oil and replace oil filter
- ◆ Rear Window: Check cleaning nozzle functionality (if applicable)
- ◆ Service Interval Display: Reset
- ◆ Service Label: Enter the date of the next service on the service sticker and apply to the driver side door pillar
- ◆ Timing Belt: Replace (if applicable, except 2.0 L TDI)
- ◆ Tires: Rotate front to rear
- ◆ Windshield Washer, Headlight Cleaning System and Wiper Blades: Check for damage and function, Check fluid level and add if necessary



6.1.15 Service at 120,000 miles



Note

Service at 120,000 miles or one year after last service, whichever occurs first.

- ◆ Air Filter Element and Snow Filter: Replace and clean housing (if applicable)
- ◆ Battery: Check
- ◆ Body: Visual inspection for corrosion
- ◆ Brakes: Inspect brake system and shock absorber for leaks and damage, check thickness of brake pads, brake disc condition and check brake fluid level
- ◆ Convertible Roof, CSC Roof and Retractable Hard Top: Check for function and damage, clean and lubricate seals (if applicable)
- ◆ Coolant Level and Frost Protection: Check
- ◆ CV Joints: Check for leaks and damage
- ◆ Diesel Particulate Filter: (ONLY after 120,000 miles) Check ash loading according to manufacturer work procedure; Replace if necessary. NOTE: If DPF replacement is not necessary, perform check every 20,000 miles thereafter until replacement becomes necessary. Subsequent DPF replacement interval is a minimum of 120,000 miles thereafter. (2.0 L and 3.0 L TDI engine only)
- ◆ Door Checks and Mounting Pins: Lubricate
- ◆ Dust and Pollen Filter: Replace (if applicable)
- ◆ Engine: Change oil and replace oil filter
- ◆ Engine and Engine Compartment Components: Check (from above) for leaks and damage
- ◆ Engine and Engine Compartment Components: Check (from below) for leaks and damage, check transmission, final drive, and drive shaft boots
- ◆ Exhaust System: Check for leaks, damage, and secure fittings
- ◆ Fuel Filter: Replace (2.0 L, and 3.0 L TDI only)
- ◆ Haldex Clutch: Change oil (if applicable)
- ◆ Headlamps: Check adjustment
- ◆ Interior Lighting and Glove Box Lights, Cigarette Lighter/Power Outlets, Horn and All Warning Lamps: Check
- ◆ Lighting: Check front and rear lights, luggage compartment lighting, turn signals, hazard warning lights, daytime running lights, curve lighting, and automatic headlights
- ◆ Power Steering: Check oil level
- ◆ Rear Window: Check cleaning nozzle functionality (if applicable)
- ◆ Ribbed V-belt: Check condition
- ◆ Second Battery: Check (if applicable)
- ◆ Service Interval Display: Reset



- ◆ Service Label: Enter the date of the next service on the service sticker and apply to the driver side door pillar
- ◆ Spark Plugs: Replace (All engines except TDI)
- ◆ Sunroof and Panoramic Sunroof: Check, clean, and lubricate (if applicable)
- ◆ Road Test: Check braking, kick-down, steering, electrical, heating and ventilation systems, air conditioning, and handling
- ◆ Tie Rod Ends: Check for excessive play, check boots
- ◆ Timing Belt: Replace (2.0 L TDI only)
- ◆ Tires: Check tread depth, condition, wear pattern, and pressure of all tires (including spare)
- ◆ Tires: Rotate front to rear
- ◆ Transmission: DSG: Change fluid and filter
- ◆ Underbody Sealant: Inspect for damage
- ◆ Windshield Washer, Headlight Cleaning System and Wiper Blades: Check for damage and function, Check fluid level and add if necessary

Edition 01/12/2015

6.2 MY 2010 Maintenance Intervals - Canada

⇒ [“6.2.1 Time Dependent Service”, page 186](#)

⇒ [“6.2.2 Service at 15,000 kilometers or one year from vehicle in-service date”, page 187](#)

⇒ [“6.2.3 Service at 30,000 kilometers”, page 187](#)

⇒ [“6.2.4 Service at 45,000 kilometers”, page 188](#)

⇒ [“6.2.5 Service at 60,000 kilometers”, page 188](#)

⇒ [“6.2.6 Service at 75,000 kilometers”, page 190](#)

⇒ [“6.2.7 Service at 90,000 kilometers”, page 190](#)

⇒ [“6.2.8 Service at 105,000 kilometers”, page 191](#)

⇒ [“6.2.9 Service at 120,000 kilometers”, page 191](#)

⇒ [“6.2.10 Service at 135,000 kilometers”, page 192](#)

⇒ [“6.2.11 Service at 150,000 kilometers”, page 193](#)

⇒ [“6.2.12 Service at 165,000 kilometers”, page 193](#)

⇒ [“6.2.13 Service at 180,000 kilometers”, page 194](#)

6.2.1 Time Dependent Service

Every 1 Year

Perform visual check of airbag system.

Every 2 Years

- ◆ Dust and pollen filter: Replace (if applicable)
- ◆ Brake fluid: Replace (New Beetle)
- ◆ Check latch for convertible roof (if applicable)



- ◆ Tire filler bottle in the tire mobility set: Check (observe expiration date)

Every 3 Years, then Every 2 Years Regardless of kilometers Driven

- ◆ Brake fluid: Replace (Touareg, Eos, Passat, Jetta models, GTI, Golf, Tiguan, Passat CC)

Every 4 Years Regardless of kilometers Driven

- ◆ Tire filler bottle in the tire mobility set: Replace (observe expiration date)

Every 6 Years

- ◆ Spark Plugs: Replace
- ◆ Air filter element: Replace and clean housing
- ◆ Tire pressure sensors: Replace (where applicable)

Brake Fluid Replacement

The brake fluid must be replaced every 2 years regardless of kilometers driven, and every 2 years thereafter regardless of kilometers driven (New Beetle)

The brake fluid must be replaced every 3 years regardless of kilometers driven, and every 2 years thereafter regardless of kilometers driven (Touareg, Eos, Passat, Jetta models, GTI, Golf, Tiguan, Passat CC)

6.2.2 Service at 15,000 kilometers or one year from vehicle in-service date



Note

Service at 15,000 km or one year from vehicle in-service date, whichever occurs first.

- ◆ AdBlue® Fluid: Check and add if necessary (3.0 L TDI only)
- ◆ Brake Pads: Check thickness and brake disc condition (front and rear)
- ◆ Engine: Change oil and replace oil filter
- ◆ Rear Window: Check cleaning nozzle functionality (if applicable)
- ◆ Service Interval Display: Reset
- ◆ Service Label: Enter the date of the next service on the service sticker and apply to the driver side door pillar
- ◆ Tires: Rotate front to rear
- ◆ Windshield Washer, Headlight Cleaning System, and Wiper Blades: Check for damage and function, Check fluid level and add if necessary

6.2.3 Service at 30,000 kilometers



Note

Service at 30,000 km or one year after last service, whichever occurs first.

- ◆ AdBlue® Fluid: Check and add if necessary (3.0 L TDI only)



- ◆ Battery: Check
- ◆ Brakes: Inspect brake system and shock absorber for leaks and damage, check thickness of brake pads, brake disc condition and check brake fluid level
- ◆ Engine: Change oil and replace oil filter
- ◆ Dust and Pollen Filter: Replace (if applicable)
- ◆ Fuel Filter: Replace (2.0 L TDI only)
- ◆ Fuel Filter: Drain water (3.0 L TDI only)
- ◆ Rear Window: Check cleaning nozzle functionality (if applicable)
- ◆ Second Battery: Check (if applicable)
- ◆ Service Interval Display: Reset
- ◆ Service Label: Enter the date of the next service on the service sticker and apply to the driver side door pillar
- ◆ Tires: Check tread depth, condition, wear pattern and pressure of all tires (including spare)
- ◆ Tires: Rotate front to rear
- ◆ Windshield Washer, Headlight Cleaning System, and Wiper Blades: Check for damage and function, Check fluid level and add if necessary

6.2.4 Service at 45,000 kilometers



Note

Service at 45,000 km or one year after last service, whichever occurs first.

- ◆ AdBlue® Fluid: Check and add if necessary (3.0 L TDI only)
- ◆ Brake Pads: Check thickness and brake disc condition (front and rear)
- ◆ Engine: Change oil and replace oil filter
- ◆ Rear Window: Check cleaning nozzle functionality (if applicable)
- ◆ Service Interval Display: Reset
- ◆ Service Label: Enter the date of the next service on the service sticker and apply to the driver side door pillar
- ◆ Tires: Rotate front to rear
- ◆ Windshield Washer, Headlight Cleaning System, and Wiper Blades: Check for damage and function, Check fluid level and add if necessary

6.2.5 Service at 60,000 kilometers



Note

Service at 60,000 km or one year after last service, whichever occurs first.

- ◆ AdBlue® Fluid: Check and add if necessary (3.0 L TDI only)
- ◆ Battery: Check



- ◆ Body: Visual inspection for corrosion
- ◆ Brakes: Inspect brake system and shock absorber for leaks and damage, check thickness of brake pads, brake disc condition and check brake fluid level
- ◆ Coolant Level And Frost Protection: Check
- ◆ Convertible Roof, CSC Roof and Retractable Hard Top: Check for function and damage, clean and lubricate seals (if applicable)
- ◆ CV joints: Check for leaks and damage
- ◆ Door checks and mounting pins: Lubricate
- ◆ Dust and pollen filter: Replace (if applicable)
- ◆ Engine: Change oil and replace oil filter
- ◆ Engine and engine compartment components: Check (from above) for leaks and damage
- ◆ Engine and engine compartment components: Check (from below) for leaks and damage, check transmission, final drive and drive shaft boots
- ◆ Exhaust system: Check for leaks, damage and secure fittings
- ◆ Fuel Filter: Replace (2.0 L TDI and 3.0 L TDI only)
- ◆ Haldex clutch: Change oil (if applicable)
- ◆ Headlamps: Check adjustment
- ◆ Interior Lighting and Glove Box Lights, Cigarette Lighter/Power Outlets, Horn, and All Warning Lamps: Check
- ◆ Lighting: Check front and rear lights, luggage compartment lighting, turn signals, hazard warning lights, daytime running lights, curve lighting, and automatic headlights
- ◆ Power Steering: Check oil level (if applicable)
- ◆ Rear Window: Check cleaning nozzle functionality (if applicable)
- ◆ Ribbed V-belt: Check condition
- ◆ Second Battery: Check (if applicable)
- ◆ Service Interval Display: Reset
- ◆ Service Label: Enter the date of the next service on the service sticker and apply to the driver side door pillar
- ◆ Spark Plugs: Replace (2.5, 3.2, and 3.6 L only)
- ◆ Sunroof and Panoramic sunroof: Check, clean, and lubricate (if applicable)
- ◆ Test Drive: Check braking, kick-down, steering, electrical, heating and ventilation systems, air conditioning, and handling
- ◆ Tie Rod Ends: Check for excessive play, check boots
- ◆ Tires: Check tread depth, condition, wear pattern, and pressure of all tires (including spare)
- ◆ Tires: Rotate front to rear
- ◆ Transmission: Automatic: Check fluid
- ◆ Transmission: DSG: Change fluid and filter
- ◆ Underbody Sealant: Inspect for damage



- ◆ Windshield Washer, Headlight Cleaning System, and Wiper Blades: Check for damage and function, Check fluid level and add if necessary

6.2.6 Service at 75,000 kilometers



Note

Service at 75,000 km or one year after last service, whichever occurs first.

- ◆ AdBlue® Fluid: Check and add if necessary (3.0 L TDI only)
- ◆ Brake Pads: Check thickness and brake disc condition (front and rear)
- ◆ Engine: Change oil and replace oil filter
- ◆ Rear Window: Check cleaning nozzle functionality (if applicable)
- ◆ Service Interval Display: Reset
- ◆ Service Label: Enter the date of the next service on the service sticker and apply to the driver side door pillar
- ◆ Tires: Rotate front to rear
- ◆ Windshield Washer, Headlight Cleaning System, and Wiper Blades: Check for damage and function, Check fluid level and add if necessary

6.2.7 Service at 90.000 kilometers



Note

Service at 90,000 km or one year after last service, whichever occurs first.

- ◆ AdBlue® Fluid: Check and add if necessary (3.0 L TDI only)
- ◆ Air Filter Element and Snow Filter: Replace and clean housing (if applicable)
- ◆ Battery: Check
- ◆ Brakes: Inspect brake system and shock absorber for leaks and damage, check thickness of brake pads, brake disc condition and check brake fluid level
- ◆ Dust and Pollen Filter: Replace (if applicable)
- ◆ Engine: Change oil and replace oil filter
- ◆ Fuel Filter: Replace (2.0 L TDI only)
- ◆ Fuel Filter: Drain water (3.0 L TDI only)
- ◆ Rear Window: Check cleaning nozzle functionality (if applicable)
- ◆ Second Battery: Check (if applicable)
- ◆ Service Interval Display: Reset
- ◆ Service Label: Enter the date of the next service on the service sticker and apply to the driver side door pillar
- ◆ Spark Plugs: Replace (2.0 L gasoline engine only)



- ◆ Tires: Check tread depth, condition, wear pattern and pressure of all tires (including spare)
- ◆ Tires: Rotate front to rear
- ◆ Windshield Washer, Headlight Cleaning System, and Wiper Blades: Check for damage and function, Check fluid level and add if necessary

6.2.8 Service at 105,000 kilometers



Note

Service at 105,000 km or one year after last service, whichever occurs first.

- ◆ AdBlue® Fluid: Check and add if necessary (3.0 L TDI only)
- ◆ Brake Pads: Check thickness and brake disc condition (front and rear)
- ◆ Engine: Change oil and replace oil filter
- ◆ Rear Window: Check cleaning nozzle functionality (if applicable)
- ◆ Service Interval Display: Reset
- ◆ Service Label: Enter the date of the next service on the service sticker and apply to the driver side door pillar
- ◆ Tires: Rotate front to rear
- ◆ Windshield Washer, Headlight Cleaning System, and Wiper Blades: Check for damage and function, Check fluid level and add if necessary

6.2.9 Service at 120,000 kilometers



Note

Service at 120,000 km or one year after last service, whichever occurs first.

- ◆ AdBlue® Fluid: Check and add if necessary (3.0 L TDI only)
- ◆ Battery: Check
- ◆ Body: Visual inspection for corrosion
- ◆ Brakes: Inspect brake system and shock absorber for leaks and damage, check thickness of brake pads, brake disc condition and check brake fluid level
- ◆ Convertible Roof, CSC Roof and Retractable Hard Top: Check for function and damage, clean and lubricate seals (if applicable)
- ◆ Coolant level and frost protection: Check
- ◆ CV joints: Check for leaks and damage
- ◆ Door checks and mounting pins: Lubricate
- ◆ Dust and pollen filter: Replace (if applicable)
- ◆ Engine: Change oil and replace oil filter
- ◆ Engine and engine compartment components: Check (from above) for leaks and damage



- ◆ Engine and engine compartment components: Check (from below) for leaks and damage, check transmission, final drive and drive shaft boots
- ◆ Exhaust system: Check for leaks, damage and secure fittings
- ◆ Fuel Filter: Replace (2.0 LTDI and 3.0 L TDI only)
- ◆ Haldex clutch: Change oil (if applicable)
- ◆ Headlamps: Check adjustment
- ◆ Interior lighting and glove box lights, cigarette lighter/power outlets, horn, and all warning lamps: Check
- ◆ Lighting: Check front and rear lights, luggage compartment lighting, turn signals, hazard warning lights, daytime running lights, curve lighting, and automatic headlights: Check
- ◆ Power steering: Check oil level (if applicable)
- ◆ Rear Window: Check cleaning nozzle functionality (if applicable)
- ◆ Ribbed V-belt: Check condition
- ◆ Second Battery: Check (if applicable)
- ◆ Service Interval Display: Reset
- ◆ Service Label: Enter the date of the next service on the service sticker and apply to the driver side door pillar
- ◆ Spark Plugs: Replace (2.5, 3.2, and 3.6 L only)
- ◆ Spark Plugs: Replace (2.0L gasoline engines only)
- ◆ Sunroof and Panoramic sunroof: Check, clean, and lubricate (if applicable)
- ◆ Test Drive: Check braking, kick-down, steering, electrical, heating and ventilation systems, air conditioning, and handling
- ◆ Tie Rod Ends: Check for excessive play, check boots
- ◆ Tires: Check tread depth, condition, wear pattern and pressure of all tires (including spare)
- ◆ Tires: Rotate front to rear
- ◆ Transmission: Automatic: Check fluid
- ◆ Transmission: DSG: Change fluid and filter
- ◆ Underbody Sealant: Inspect for damage
- ◆ Windshield Washer, Headlight Cleaning System, and Wiper Blades: Check for damage and function, Check fluid level and add if necessary

6.2.10 Service at 135,000 kilometers



Note

Service at 135,000 km or one year after last service, whichever occurs first.

- ◆ AdBlue® Fluid: Check and add if necessary (3.0 L TDI only)
- ◆ Brake Pads: Check thickness and brake disc condition (front and rear)
- ◆ Engine: Change oil and replace oil filter



- ◆ Rear Window: Check cleaning nozzle functionality (if applicable)
- ◆ Service Interval Display: Reset
- ◆ Service Label: Enter the date of the next service on the service sticker and apply to the driver side door pillar
- ◆ Tires: Rotate front to rear
- ◆ Windshield Washer, Headlight Cleaning System, and Wiper Blades: Check for damage and function, Check fluid level and add if necessary

6.2.11 Service at 150,000 kilometers



Note

Service at 150,000 km or one year after last service, whichever occurs first.

- ◆ AdBlue® Fluid: Check and add if necessary (3.0 L TDI only)
- ◆ Battery: Check
- ◆ Brakes: Inspect brake system and shock absorber for leaks and damage, check thickness of brake pads, brake disc condition and check brake fluid level
- ◆ Engine: Change oil and replace oil filter
- ◆ Dust and Pollen Filter: Replace (if applicable)
- ◆ Fuel Filter: Replace (2.0 L TDI only)
- ◆ Fuel Filter: Drain water (3.0 L TDI only)
- ◆ Rear Window: Check cleaning nozzle functionality (if applicable)
- ◆ Second Battery: Check (if applicable)
- ◆ Service Interval Display: Reset
- ◆ Service Label: Enter the date of the next service on the service sticker and apply to the driver side door pillar
- ◆ Tires: Check tread depth, condition, wear pattern and pressure of all tires (including spare)
- ◆ Tires: Rotate front to rear
- ◆ Windshield Washer, Headlight Cleaning System, and Wiper Blades: Check for damage and function, Check fluid level and add if necessary

6.2.12 Service at 165,000 kilometers



Note

Service at 165,000 km or one year after last service, whichever occurs first.

- ◆ AdBlue® Fluid: Check and add if necessary (3.0 L TDI only)
- ◆ Brake Pads: Check thickness and brake disc condition (front and rear)
- ◆ Engine: Change oil and replace oil filter



- ◆ Rear Window: Check cleaning nozzle functionality (if applicable)
- ◆ Service Interval Display: Reset
- ◆ Service Label: Enter the date of the next service on the service sticker and apply to the driver side door pillar
- ◆ Timing Belt: Replace (if applicable except 2.0 L TDI)
- ◆ Tires: Rotate front to rear
- ◆ Windshield Washer, Headlight Cleaning System, and Wiper Blades: Check for damage and function, Check fluid level and add if necessary

6.2.13 Service at 180,000 kilometers



Note

Service at 180,000 km or one year after last service, whichever occurs first.

- ◆ AdBlue® Fluid: Check and add if necessary (3.0 L TDI only)
- ◆ Battery: Check
- ◆ Body: Visual inspection for corrosion
- ◆ Brakes: Inspect brake system and shock absorber for leaks and damage, check thickness of brake pads, brake disc condition and check brake fluid level
- ◆ Convertible Roof, CSC Roof and Retractable Hard Top: Check for function and damage, clean and lubricate seals (if applicable)
- ◆ Coolant level and frost protection: Check
- ◆ CV joints: Check for leaks and damage
- ◆ Diesel particulate filter: (ONLY after 180,000 km.) Check ash loading according to manufacturer work procedure; Replace if necessary. NOTE: If DPF replacement is not necessary, perform check every 30,000 km thereafter until replacement becomes necessary. Subsequent DPF replacement interval is a minimum of 180,000 km thereafter. (2.0 L and 3.0 L TDI engine only)
- ◆ Door checks and mounting pins: Lubricate
- ◆ Dust and pollen filter: Replace (if applicable)
- ◆ Engine: Change oil and replace oil filter
- ◆ Engine and engine compartment components: Check (from above) for leaks and damage
- ◆ Engine and engine compartment components: Check (from below) for leaks and damage, check transmission, final drive and drive shaft boots
- ◆ Exhaust system: Check for leaks, damage and secure fittings
- ◆ Fuel Filter: Replace (2.0 L and 3.0 L TDI only)
- ◆ Haldex Clutch: Change oil (if applicable)
- ◆ Headlamps: Check adjustment
- ◆ Interior Lighting And Glove Box Lights, Cigarette Lighter/Power Outlets, Horn, And All Warning Lamps: Check



- ◆ Lighting: Check front and rear lights, luggage compartment lighting, turn signals, hazard warning lights, daytime running lights, curve lighting, and automatic headlights: Check
- ◆ Power Steering: Check oil level (if applicable)
- ◆ Rear Window: Check cleaning nozzle functionality (if applicable)
- ◆ Ribbed V-belt: Check condition
- ◆ Second Battery: Check (if applicable)
- ◆ Service Interval Display: Reset
- ◆ Service Label: Enter the date of the next service on the service sticker and apply to the driver side door pillar
- ◆ Spark Plugs: Replace (2.5, 3.2, and 3.6 L only)
- ◆ Spark Plugs: Replace (2.0L gasoline engines only)
- ◆ Sunroof and Panoramic sunroof: Check, clean, and lubricate (if applicable)
- ◆ Test Drive: Check braking, kick-down, steering, electrical, heating and ventilation systems, air conditioning, and handling
- ◆ Tie Rod Ends: Check for excessive play and check boots
- ◆ Timing Belt: Replace (2.0 L TDI only)
- ◆ Tires: Check tread depth, condition, wear pattern, and pressure of all tires (including spare)
- ◆ Tires: Rotate front to rear
- ◆ Transmission: Automatic: Check fluid
- ◆ Transmission: DSG: Change fluid and filter
- ◆ Underbody Sealant: Inspect for damage
- ◆ Windshield Washer, Headlight Cleaning System, and Wiper Blades: Check for damage and function, Check fluid level and add if necessary

6.3 MY 2010 Maintenance Intervals - Routan - USA



Note

Service through 36,000 miles is included in the Volkswagen Care-free Maintenance Program.



- ⇒ ["6.3.1 Service at 6,000 miles", page 196](#)
- ⇒ ["6.3.2 Service at 12,000 miles", page 196](#)
- ⇒ ["6.3.3 Service at 18,000 miles", page 196](#)
- ⇒ ["6.3.4 Service at 24,000 miles", page 197](#)
- ⇒ ["6.3.5 Service at 30,000 miles", page 197](#)
- ⇒ ["6.3.6 Service at 36,000 miles", page 197](#)
- ⇒ ["6.3.7 Service at 42,000 miles", page 197](#)
- ⇒ ["6.3.8 Service at 48,000 miles", page 197](#)
- ⇒ ["6.3.9 Service at 54,000 miles", page 197](#)
- ⇒ ["6.3.10 Service at 60,000 miles", page 198](#)
- ⇒ ["6.3.11 Service at 66,000 miles", page 198](#)
- ⇒ ["6.3.12 Service at 72,000 miles", page 198](#)
- ⇒ ["6.3.13 Service at 78,000 miles", page 198](#)
- ⇒ ["6.3.14 Service at 84,000 miles", page 198](#)
- ⇒ ["6.3.15 Service at 90,000 miles", page 198](#)
- ⇒ ["6.3.16 Service at 96,000 miles", page 199](#)
- ⇒ ["6.3.17 Service at 102,000 miles", page 199](#)
- ⇒ ["6.3.18 Service at 108,000 miles", page 199](#)
- ⇒ ["6.3.19 Service at 114,000 miles", page 199](#)
- ⇒ ["6.3.20 Service at 120,000 miles", page 199](#)
- ⇒ ["6.3.21 Service at 126,000 miles", page 200](#)
- ⇒ ["6.3.22 Service at 132,000 miles", page 200](#)
- ⇒ ["6.3.23 Service at 138,000 miles", page 200](#)
- ⇒ ["6.3.24 Service at 144,000 miles", page 200](#)
- ⇒ ["6.3.25 Service at 150,000 miles", page 200](#)

6.3.1 Service at 6,000 miles

- ◆ Change engine oil and replace engine oil filter
- ◆ Rotate tires

6.3.2 Service at 12,000 miles

- ◆ Change engine oil and replace engine oil filter
- ◆ Rotate tires
- ◆ Inspect engine air cleaner filter
- ◆ Replace air conditioning filter (4.0L only)
- ◆ Inspect the brake linings, replace if necessary
- ◆ Inspect CV Joints
- ◆ Inspect exhaust system
- ◆ Inspect the front suspension, tie rod ends, and boot seals for cracks or leaks and all parts for damage, wear, improper looseness or end play: replace if necessary

6.3.3 Service at 18,000 miles

- ◆ Change engine oil and replace engine oil filter



- ◆ Rotate tires

6.3.4 Service at 24,000 miles

- ◆ Change engine oil and replace engine oil filter
- ◆ Rotate tires
- ◆ Inspect engine air cleaner filter
- ◆ Replace air conditioning filter (4.0L only)
- ◆ Inspect the brake linings, replace if necessary
- ◆ Inspect CV Joints
- ◆ Inspect exhaust system
- ◆ Inspect the front suspension, tie rod ends, and boot seals for cracks or leaks and all parts for damage, wear, improper looseness or end play: replace if necessary

6.3.5 Service at 30,000 miles

- ◆ Change engine oil and replace engine oil filter
- ◆ Rotate tires
- ◆ Replace engine air cleaner filter

6.3.6 Service at 36,000 miles

- ◆ Change engine oil and replace engine oil filter
- ◆ Rotate tires
- ◆ Inspect engine air cleaner filter
- ◆ Replace air conditioning filter (4.0L only)
- ◆ Inspect the brake linings, replace if necessary
- ◆ Inspect the front suspension, tie rod ends, and boot seals for cracks or leaks and all parts for damage, wear, improper looseness or end play: replace if necessary

6.3.7 Service at 42,000 miles

- ◆ Change engine oil and replace engine oil filter
- ◆ Rotate tires

6.3.8 Service at 48,000 miles

- ◆ Change engine oil and replace engine oil filter
- ◆ Rotate tires
- ◆ Inspect engine air cleaner filter
- ◆ Replace air conditioning filter (4.0L only)
- ◆ Inspect the brake linings, replace if necessary
- ◆ Inspect CV Joints
- ◆ Inspect exhaust system
- ◆ Inspect the front suspension, tie rod ends, and boot seals for cracks or leaks and all parts for damage, wear, improper looseness or end play: replace if necessary

6.3.9 Service at 54,000 miles

- ◆ Change engine oil and replace engine oil filter
- ◆ Rotate tires



6.3.10 Service at 60,000 miles

- ◆ Change engine oil and replace engine oil filter
- ◆ Rotate tires
- ◆ Flush and replace the engine coolant
- ◆ Replace engine air cleaner filter
- ◆ Replace air conditioning filter (4.0L only)
- ◆ Inspect the brake linings, replace if necessary
- ◆ Inspect the front suspension, tie rod ends, and boot seals for cracks or leaks and all parts for damage, wear, improper looseness or end play: replace if necessary
- ◆ Change automatic transaxle fluid and filter if using your vehicle for any of the following: Police, taxi, fleet or frequent trailer towing

6.3.11 Service at 66,000 miles

- ◆ Change engine oil and replace engine oil filter
- ◆ Rotate tires

6.3.12 Service at 72,000 miles

- ◆ Change engine oil and replace engine oil filter
- ◆ Rotate tires
- ◆ Inspect engine air cleaner filter
- ◆ Replace air conditioning filter (4.0L only)
- ◆ Inspect the brake linings, replace if necessary
- ◆ Inspect CV Joints
- ◆ Inspect exhaust system
- ◆ Inspect the front suspension, tie rod ends, and boot seals for cracks or leaks and all parts for damage, wear, improper looseness or end play: replace if necessary

6.3.13 Service at 78,000 miles

- ◆ Change engine oil and replace engine oil filter
- ◆ Rotate tires

6.3.14 Service at 84,000 miles

- ◆ Change engine oil and replace engine oil filter
- ◆ Rotate tires
- ◆ Inspect engine air cleaner filter
- ◆ Replace air conditioning filter (4.0L only)
- ◆ Inspect the front suspension, tie rod ends, and boot seals for cracks or leaks and all parts for damage, wear, improper looseness or end play: replace if necessary
- ◆ Inspect the brake linings, replace if necessary

6.3.15 Service at 90,000 miles

- ◆ Change engine oil and replace engine oil filter
- ◆ Rotate tires
- ◆ Replace engine air cleaner filter



- ◆ Inspect and replace PCV valve if necessary

6.3.16 Service at 96,000 miles

- ◆ Change engine oil and replace engine oil filter
- ◆ Rotate tires
- ◆ Inspect engine air cleaner filter
- ◆ Replace air conditioning filter (4.0L only)
- ◆ Inspect the brake linings, replace if necessary
- ◆ Inspect CV Joints
- ◆ Inspect exhaust system
- ◆ Inspect the front suspension, tie rod ends, and boot seals for cracks or leaks and all parts for damage, wear, improper looseness or end play: replace if necessary

6.3.17 Service at 102,000 miles

- ◆ Change engine oil and replace engine oil filter
- ◆ Rotate tires
- ◆ Flush and replace engine coolant
- ◆ Replace ignition cables (3.8L engine)
- ◆ Replace spark plugs (3.8L and 4.0L engine)
- ◆ Replace timing belt (4.0L engine)

6.3.18 Service at 108,000 miles

- ◆ Change engine oil and replace engine oil filter
- ◆ Rotate tires
- ◆ Inspect engine air cleaner filter
- ◆ Replace air conditioning filter (4.0L only)
- ◆ Inspect the brake linings, replace if necessary
- ◆ Inspect the front suspension, tie rod ends, and boot seals for cracks or leaks and all parts for damage, wear, improper looseness or end play: replace if necessary

6.3.19 Service at 114,000 miles

- ◆ Change engine oil and replace engine oil filter
- ◆ Rotate tires

6.3.20 Service at 120,000 miles

- ◆ Change engine oil and replace engine oil filter
- ◆ Rotate tires
- ◆ Replace engine air cleaner filter
- ◆ Replace air conditioning filter (4.0L only)
- ◆ Inspect the brake linings, replace if necessary
- ◆ Inspect CV Joints
- ◆ Inspect exhaust system
- ◆ Inspect the front suspension, tie rod ends, and boot seals for cracks or leaks and all parts for damage, wear, improper looseness or end play: replace if necessary



- ◆ Change automatic transaxle fluid and filter
- ◆ Replace accessory belt drive

6.3.21 Service at 126,000 miles

- ◆ Change engine oil and replace engine oil filter
- ◆ Rotate tires

6.3.22 Service at 132,000 miles

- ◆ Change engine oil and replace engine oil filter
- ◆ Rotate tires
- ◆ Inspect engine air cleaner filter
- ◆ Replace air conditioning filter (4.0L only)
- ◆ Inspect the front suspension, tie rod ends, and boot seals for cracks or leaks and all parts for damage, wear, improper looseness or end play: replace if necessary
- ◆ Inspect the brake linings, replace if necessary

6.3.23 Service at 138,000 miles

- ◆ Change engine oil and replace engine oil filter
- ◆ Rotate tires

6.3.24 Service at 144,000 miles

- ◆ Change engine oil and replace engine oil filter
- ◆ Rotate tires
- ◆ Inspect engine air cleaner filter
- ◆ Replace air conditioning filter (4.0L only)
- ◆ Inspect the brake linings, replace if necessary
- ◆ Inspect the front suspension, tie rod ends, and boot seals for cracks or leaks and all parts for damage, wear, improper looseness or end play: replace if necessary

6.3.25 Service at 150,000 miles

- ◆ Change engine oil and replace engine oil filter
- ◆ Rotate tires
- ◆ Replace engine air cleaner filter



6.4 MY 2010 Maintenance Intervals - Routan - Canada

- ⇒ ["6.4.1 Service at 10,000 kilometers", page 201](#)
- ⇒ ["6.4.2 Service at 20,000 kilometers", page 201](#)
- ⇒ ["6.4.3 Service at 30,000 kilometers", page 202](#)
- ⇒ ["6.4.4 Service at 40,000 kilometers", page 202](#)
- ⇒ ["6.4.5 Service at 50,000 kilometers", page 202](#)
- ⇒ ["6.4.6 Service at 60,000 kilometers", page 202](#)
- ⇒ ["6.4.7 Service at 70,000 kilometers", page 202](#)
- ⇒ ["6.4.8 Service at 80,000 kilometers", page 202](#)
- ⇒ ["6.4.9 Service at 90,000 kilometers", page 202](#)
- ⇒ ["6.4.10 Service at 100,000 kilometers", page 203](#)
- ⇒ ["6.4.11 Service at 110,000 kilometers", page 203](#)
- ⇒ ["6.4.12 Service at 120,000 kilometers", page 203](#)
- ⇒ ["6.4.13 Service at 130,000 kilometers", page 203](#)
- ⇒ ["6.4.14 Service at 140,000 kilometers", page 203](#)
- ⇒ ["6.4.15 Service at 150,000 kilometers", page 203](#)
- ⇒ ["6.4.16 Service at 160,000 kilometers", page 204](#)
- ⇒ ["6.4.17 Service at 170,000 kilometers", page 204](#)
- ⇒ ["6.4.18 Service at 180,000 kilometers", page 204](#)
- ⇒ ["6.4.19 Service at 190,000 kilometers", page 204](#)
- ⇒ ["6.4.20 Service at 200,000 kilometers", page 204](#)
- ⇒ ["6.4.21 Service at 210,000 kilometers", page 205](#)
- ⇒ ["6.4.22 Service at 220,000 kilometers", page 205](#)
- ⇒ ["6.4.23 Service at 230,000 kilometers", page 205](#)
- ⇒ ["6.4.24 Service at 240,000 kilometers", page 205](#)
- ⇒ ["6.4.25 Service at 250,000 kilometers", page 205](#)

6.4.1 Service at 10,000 kilometers

- ◆ Change engine oil and replace engine oil filter
- ◆ Rotate tires

6.4.2 Service at 20,000 kilometers

- ◆ Change engine oil and replace engine oil filter
- ◆ Rotate tires
- ◆ Inspect engine air cleaner filter
- ◆ Replace air conditioning filter (4.0L only)
- ◆ Inspect the brake linings, replace if necessary
- ◆ Inspect CV Joints
- ◆ Inspect exhaust system
- ◆ Inspect the front suspension, tie rod ends, and boot seals: replace if necessary



6.4.3 Service at 30,000 kilometers

- ◆ Change engine oil and replace engine oil filter
- ◆ Rotate tires

6.4.4 Service at 40,000 kilometers

- ◆ Change engine oil and replace engine oil filter
- ◆ Rotate tires
- ◆ Inspect engine air cleaner filter
- ◆ Replace air conditioning filter (4.0L only)
- ◆ Inspect the brake linings, replace if necessary
- ◆ Inspect CV Joints
- ◆ Inspect exhaust system
- ◆ Inspect the front suspension, tie rod ends, and boot seals: replace if necessary

6.4.5 Service at 50,000 kilometers

- ◆ Change engine oil and replace engine oil filter
- ◆ Rotate tires
- ◆ Replace engine air cleaner filter

6.4.6 Service at 60,000 kilometers

- ◆ Change engine oil and replace engine oil filter
- ◆ Rotate tires
- ◆ Inspect engine air cleaner filter
- ◆ Replace air conditioning filter (4.0L only)
- ◆ Inspect the brake linings, replace if necessary
- ◆ Inspect the front suspension, tie rod ends, and boot seals: replace if necessary

6.4.7 Service at 70,000 kilometers

- ◆ Change engine oil and replace engine oil filter
- ◆ Rotate tires

6.4.8 Service at 80,000 kilometers

- ◆ Change engine oil and replace engine oil filter
- ◆ Rotate tires
- ◆ Inspect engine air cleaner filter
- ◆ Replace air conditioning filter (4.0L only)
- ◆ Inspect the brake linings, replace if necessary
- ◆ Inspect CV Joints
- ◆ Inspect exhaust system
- ◆ Inspect the front suspension, tie rod ends, and boot seals: replace if necessary

6.4.9 Service at 90,000 kilometers

- ◆ Change engine oil and replace engine oil filter



- ◆ Rotate tires

6.4.10 Service at 100,000 kilometers

- ◆ Change engine oil and replace engine oil filter
- ◆ Rotate tires
- ◆ Replace engine air cleaner filter
- ◆ Replace air conditioning filter (4.0L only)
- ◆ Inspect the brake linings, replace if necessary
- ◆ Flush and replace the engine coolant
- ◆ Inspect the front suspension, tie rod ends, and boot seals: replace if necessary
- ◆ Change automatic transaxle fluid and filter if using your vehicle for any of the following: Police, taxi, fleet or frequent trailer towing

6.4.11 Service at 110,000 kilometers

- ◆ Change engine oil and replace engine oil filter
- ◆ Rotate tires

6.4.12 Service at 120,000 kilometers

- ◆ Change engine oil and replace engine oil filter
- ◆ Rotate tires
- ◆ Inspect engine air cleaner filter
- ◆ Replace air conditioning filter (4.0L only)
- ◆ Inspect the brake linings, replace if necessary
- ◆ Inspect CV Joints
- ◆ Inspect exhaust system
- ◆ Inspect the front suspension, tie rod ends, and boot seals: replace if necessary

6.4.13 Service at 130,000 kilometers

- ◆ Change engine oil and replace engine oil filter
- ◆ Rotate tires

6.4.14 Service at 140,000 kilometers

- ◆ Change engine oil and replace engine oil filter
- ◆ Rotate tires
- ◆ Inspect engine air cleaner filter
- ◆ Replace air conditioning filter (4.0L only)
- ◆ Inspect the brake linings, replace if necessary
- ◆ Inspect the front suspension, tie rod ends, and boot seals: replace if necessary

6.4.15 Service at 150,000 kilometers

- ◆ Change engine oil and replace engine oil filter
- ◆ Rotate tires
- ◆ Replace engine air cleaner filter



- ◆ Inspect and replace PCV valve if necessary

6.4.16 Service at 160,000 kilometers

- ◆ Change engine oil and replace engine oil filter
- ◆ Rotate tires
- ◆ Inspect engine air cleaner filter
- ◆ Replace air conditioning filter (4.0L only)
- ◆ Inspect the brake linings, replace if necessary
- ◆ Inspect CV Joints
- ◆ Inspect exhaust system
- ◆ Inspect the front suspension, tie rod ends, and boot seals: replace if necessary

6.4.17 Service at 170,000 kilometers

- ◆ Change engine oil and replace engine oil filter
- ◆ Rotate tires
- ◆ Flush and replace engine coolant
- ◆ Replace ignition cables (3.8L engine)
- ◆ Replace spark plugs (3.8L and 4.0L engine)
- ◆ Replace timing belt (4.0L engine)

6.4.18 Service at 180,000 kilometers

- ◆ Change engine oil and replace engine oil filter
- ◆ Rotate tires
- ◆ Inspect engine air cleaner filter
- ◆ Replace air conditioning filter (4.0L only)
- ◆ Inspect the brake linings, replace if necessary
- ◆ Inspect the front suspension, tie rod ends, and boot seals: replace if necessary

6.4.19 Service at 190,000 kilometers

- ◆ Change engine oil and replace engine oil filter
- ◆ Rotate tires

6.4.20 Service at 200,000 kilometers

- ◆ Change engine oil and replace engine oil filter
- ◆ Rotate tires
- ◆ Replace engine air cleaner filter
- ◆ Replace air conditioning filter (4.0L only)
- ◆ Inspect the brake linings, replace if necessary
- ◆ Inspect CV Joints
- ◆ Inspect exhaust system
- ◆ Flush and replace the engine coolant
- ◆ Inspect the front suspension, tie rod ends, and boot seals: replace if necessary
- ◆ Change automatic transaxle fluid and filter



- ◆ Replace accessory belt drive

6.4.21 Service at 210,000 kilometers

- ◆ Change engine oil and replace engine oil filter
- ◆ Rotate tires

6.4.22 Service at 220,000 kilometers

- ◆ Change engine oil and replace engine oil filter
- ◆ Rotate tires
- ◆ Inspect engine air cleaner filter
- ◆ Replace air conditioning filter (4.0L only)
- ◆ Inspect the front suspension, tie rod ends, and boot seals: replace if necessary
- ◆ Inspect the brake linings, replace if necessary

6.4.23 Service at 230,000 kilometers

- ◆ Change engine oil and replace engine oil filter
- ◆ Rotate tires

6.4.24 Service at 240,000 kilometers

- ◆ Change engine oil and replace engine oil filter
- ◆ Rotate tires
- ◆ Inspect engine air cleaner filter
- ◆ Replace air conditioning filter (4.0L only)
- ◆ Inspect the brake linings, replace if necessary
- ◆ Inspect the front suspension, tie rod ends, and boot seals: replace if necessary

6.4.25 Service at 250,000 kilometers

- ◆ Change engine oil and replace engine oil filter
- ◆ Rotate tires
- ◆ Replace engine air cleaner filter



7 MY 2009 Maintenance Intervals

⇒ [“7.1 MY 2009 Maintenance Intervals - USA”, page 206](#)

⇒ [“7.2 MY 2009 Maintenance Intervals - Canada”, page 215](#)

⇒ [“7.3 MY 2009 Maintenance Intervals - Routan - USA”, page 224](#)

⇒ [“7.4 MY 2009 Maintenance Intervals - Routan - Canada”, page 229](#)

7.1 MY 2009 Maintenance Intervals - USA



Note

Service through 35,000 miles is included in the Volkswagen Care-free Maintenance Program.

⇒ [“7.1.1 Time-Dependent Maintenance Items”, page 206](#)

⇒ [“7.1.2 Service every 5,000 miles”, page 207](#)

⇒ [“7.1.3 Service at 10,000 miles”, page 207](#)

⇒ [“7.1.4 Service at 20,000 miles”, page 207](#)

⇒ [“7.1.5 Service at 30,000 miles”, page 208](#)

⇒ [“7.1.6 Service at 40,000 miles”, page 208](#)

⇒ [“7.1.7 Service at 50,000 miles”, page 209](#)

⇒ [“7.1.8 Service at 60,000 miles”, page 210](#)

⇒ [“7.1.9 Service at 70,000 miles”, page 210](#)

⇒ [“7.1.10 Service at 80,000 miles”, page 211](#)

⇒ [“7.1.11 Service at 90,000 miles”, page 212](#)

⇒ [“7.1.12 Service at 100,000 miles”, page 212](#)

⇒ [“7.1.13 Service at 110,000 miles”, page 213](#)

⇒ [“7.1.14 Service at 120,000 miles”, page 213](#)

⇒ [“7.1.15 Service at 130,000 miles”, page 214](#)

7.1.1 Time-Dependent Maintenance Items

Every 1 year

Perform visual check of airbag system.

Every 2 years

- ◆ Dust and pollen filter: Replace (if applicable)
- ◆ Check latch for convertible roof (if applicable)
- ◆ Tire filler bottle in the tire mobility set: Check (observe expiration date)
- ◆ Brake Fluid: Replace (New Beetle)

Every 3 years, then every 2 years regardless of miles driven

- ◆ Brake Fluid: Replace (Touareg, Eos, Passat, Jetta models, GTI, Rabbit, Tiguan, Passat CC)

Every 4 years regardless of miles driven

- ◆ Tire Filler Bottle In The Tire Mobility Set: Replace (Observe Expiration Date)



Every 6 years regardless of miles driven

- ◆ Spark Plugs: Replace
- ◆ Air Filter Element: Replace and clean housing
- ◆ Tire Pressure Sensors: Replace (where applicable)

7.1.2 Service every 5,000 miles

- ◆ AdBlue Fluid: Check and add fluid if necessary (3.0L TDI only)

7.1.3 Service at 10,000 miles



Note

Service at 10,000 miles or one year after last service, whichever occurs first.

- ◆ Brake Pads: Check thickness
- ◆ Engine: Change oil and replace oil filter
- ◆ Headlamps: Check cleaning nozzle functionality (if applicable)
- ◆ Rear Window: Check cleaning nozzle functionality (if applicable)
- ◆ Service Interval Display: Reset
- ◆ Service label: Enter the date of the next service on the service label and apply to the driver's side door pillar
- ◆ Tires: Rotate front to rear
- ◆ Windshield: Check cleaning nozzle functionality
- ◆ Wiper Blades: Check functionality

7.1.4 Service at 20,000 miles



Note

Service at 20,000 miles or one year after last service, whichever occurs first.

- ◆ Battery: Check
- ◆ Brakes: Inspect brake system for leaks and damage, check thickness of brake pads and check brake fluid level
- ◆ Engine: Change oil and replace oil filter
- ◆ Fuel Filter: Replace (2.0L TDI only)
- ◆ Fuel Filter: Drain water (3.0L TDI only)
- ◆ Headlamps: Check cleaning nozzle functionality (if applicable)
- ◆ Rear Window: Check cleaning nozzle functionality (if applicable)
- ◆ Second Battery: Check (if applicable)
- ◆ Service Interval Display: Reset
- ◆ Service label: Enter the date of the next service on the service label and apply to the driver's side door pillar
- ◆ Tires: Check tread depth, condition, wear pattern and pressure of all tires (including spare)



- ◆ Tires: Rotate front to rear
- ◆ Windshield: Check cleaning nozzle functionality
- ◆ Wiper Blades: Check functionality

7.1.5 Service at 30,000 miles



Note

Service at 30,000 miles or one year after last service, whichever occurs first.

- ◆ Brake Pads: Check thickness
- ◆ Engine: Change oil and replace oil filter
- ◆ Headlamps: Check cleaning nozzle functionality (if applicable)
- ◆ Rear Window: Check cleaning nozzle functionality (if applicable)
- ◆ Service Interval Display: Reset
- ◆ Service label: Enter the date of the next service on the service label and apply to the driver's side door pillar
- ◆ Tires: Rotate front to rear
- ◆ Windshield: Check cleaning nozzle functionality
- ◆ Wiper Blades: Check functionality

7.1.6 Service at 40,000 miles



Note

Service at 40,000 miles or one year after last service, whichever occurs first.

- ◆ Battery: Check
- ◆ Body: Visual inspection for corrosion
- ◆ Brakes: Inspect brake system for leaks and damage, check thickness of brake pads, and check brake fluid level
- ◆ Coolant Level And Frost Protection: Check
- ◆ Convertible Roof: Check for function and damage, clean and lubricate (if applicable)
- ◆ CV Joints: Check for leaks and damage
- ◆ Door Checks: Lubricate
- ◆ Engine: Change oil and replace oil filter
- ◆ Engine and Engine Compartment Components: Check (from above) for leaks and damage
- ◆ Engine and Engine Compartment Components: Check (from below) for leaks and damage, check transmission, final drive, and drive shaft boots
- ◆ Exhaust System: Check for leaks, damage, and secure fittings
- ◆ Fuel Filter: Replace (TDI engines only)
- ◆ Haldex Clutch: Change oil (if applicable)
- ◆ Headlamps: Check cleaning nozzle functionality (if applicable)



- ◆ Headlamps: Check adjustment
- ◆ Interior and Glove Box Lamps, Cigarette Lighter/Power Outlets, Horn, And All Warning Lamps: Check
- ◆ Power Steering: Check oil level
- ◆ Rear Window: Check cleaning nozzle functionality (if applicable)
- ◆ Retractable Hard Top: Check for function and damage (if applicable)
- ◆ Ribbed V-belt: Check condition
- ◆ Second Battery: Check (if applicable)
- ◆ Service Interval Display: Reset
- ◆ Service Label: Enter the date of the next service on the service label and apply to the driver's side door pillar
- ◆ Spark Plugs: Replace (1.9L, 2.5L and 3.2L only)
- ◆ Sunroof: Check, clean, and lubricate (if applicable)
- ◆ Tie Rod Ends: Check for excessive play, check boots
- ◆ Tires: Check tread depth, condition, wear pattern, and pressure of all tires (including spare)
- ◆ Tires: Rotate front to rear
- ◆ DSG Transmission: Change fluid and filter
- ◆ Underbody Sealant: Inspect for damage
- ◆ Windshield: Check cleaning nozzle functionality
- ◆ Windshield Washer system: Check function and fluid level (add if necessary), and inspect for damage
- ◆ Wiper Blades: Check functionality
- ◆ Front Sunroof Drains (where applicable): Open Sunroof to check front water drains and clean if necessary.
- ◆ Test drive and final check

7.1.7 Service at 50,000 miles



Note

Service at 50,000 miles or one year after last service, whichever occurs first.

- ◆ Brake Pads: Check thickness
- ◆ Engine: Change oil and replace oil filter
- ◆ Headlamps: Check cleaning nozzle functionality (if applicable)
- ◆ Rear Window: Check cleaning nozzle functionality (if applicable)
- ◆ Service Interval Display: Reset
- ◆ Service Label: Enter the date of the next service on the service label and apply to the driver's side door pillar
- ◆ Tires: Rotate front to rear
- ◆ Transmission: Automatic: Change Fluid (2.5L Jetta models, NB, NBC, Rabbit and Golf)
- ◆ Windshield: Check cleaning nozzle functionality



- ♦ Wiper Blades: Check functionality

7.1.8 Service at 60,000 miles



Note

Service at 60,000 miles or one year after last service, whichever occurs first.

- ♦ Air filter element: Replace and clean housing (if applicable)
- ♦ Battery: Check
- ♦ Brake pads: Inspect brake system for leaks and damage, check thickness of brake pads, and check brake fluid level
- ♦ Engine: Change oil and replace oil filter
- ♦ Fuel Filter: Replace (2.0L TDI only)
- ♦ Fuel Filter: Drain water (3.0L TDI only)
- ♦ Headlamps: Check cleaning nozzle functionality (if applicable)
- ♦ Rear Window: Check cleaning nozzle functionality (if applicable)
- ♦ Second Battery: Check (if applicable)
- ♦ Service Interval Display: Reset
- ♦ Service Label: Enter the date of the next service on the service label and apply to the driver's side door pillar
- ♦ Spark Plugs: Replace (1.8L, 2.0L, 3.6L and 4.2L only)
- ♦ Tires: Check tread depth, condition, wear pattern, and pressure of all tires (including spare)
- ♦ Tires: Rotate front to rear
- ♦ Windshield: Check cleaning nozzle functionality
- ♦ Wiper Blades: Check functionality

7.1.9 Service at 70,000 miles



Note

Service at 70,000 miles or one year after last service, whichever occurs first.

- ♦ Brake Pads: Check thickness
- ♦ Engine: Change oil and replace oil filter
- ♦ Headlamps: Check cleaning nozzle functionality (if applicable)
- ♦ Rear Window: Check cleaning nozzle functionality (if applicable)
- ♦ Service Interval Display: Reset
- ♦ Service label: Enter the date of the next service on the service label and apply to the driver's side door pillar
- ♦ Tires: Rotate front to rear
- ♦ Windshield: Check cleaning nozzle functionality
- ♦ Wiper Blades: Check functionality



7.1.10 Service at 80,000 miles



Note

Service at 80,000 miles or one year after last service, whichever occurs first.

- ◆ Battery: Check
- ◆ Body: Visual inspection for corrosion
- ◆ Brakes: Inspect brake system for leaks and damage, check thickness of brake pads, and check brake fluid level
- ◆ Convertible Roof: Check for function and damage, clean and lubricate (if applicable)
- ◆ Coolant Level And Frost Protection: Check
- ◆ CV Joints: Check for leaks and damage
- ◆ Door Checks: Lubricate
- ◆ Engine: Change oil and replace oil filter
- ◆ Engine and Engine Compartment Components: Check (from above) for leaks and damage
- ◆ Engine and Engine Compartment Components: Check (from below) for leaks and damage, check transmission, final drive, and drive shaft boots
- ◆ Exhaust System: Check for leaks, damage, and secure fittings
- ◆ Fuel Filter: Replace (TDI engines only)
- ◆ Haldex Clutch: Change oil (if applicable)
- ◆ Headlamps: Check cleaning nozzle functionality (if applicable)
- ◆ Headlamps: Check adjustment
- ◆ Interior and Glove Box Lamps, Cigarette Lighter/Power Outlets, Horn, and All Warning Lamps: Check
- ◆ Power Steering: Check oil level
- ◆ Retractable Hard Top: Check for function and damage (if applicable)
- ◆ Rear Window: Check cleaning nozzle functionality (if applicable)
- ◆ Ribbed V-belt: Check condition
- ◆ Second Battery: Check (if applicable)
- ◆ Service Interval Display: Reset
- ◆ Service Label: Enter the date of the next service on the service label and apply to the driver's side door pillar
- ◆ Spark Plugs: Replace (1.9L, 2.5L and 3.2L only)
- ◆ Sunroof: Check, clean, and lubricate (if applicable)
- ◆ Tie Rod Ends: Check for excessive play, check boots
- ◆ Tires: Check tread depth, condition, wear pattern, and pressure of all tires (including spare)
- ◆ Tires: Rotate front to rear
- ◆ DSG Transmission: Change fluid and filter
- ◆ Underbody Sealant: Inspect for damage



- ◆ Windshield: Check cleaning nozzle functionality
- ◆ Windshield and Headlamp Washer Systems: Check function and fluid level (add if necessary), and inspect for damage
- ◆ Wiper Blades: Check functionality
- ◆ Front Sunroof Drains (where applicable): Open Sunroof to check front water drains and clean if necessary.
- ◆ Test drive and final check

7.1.11 Service at 90,000 miles



Note

Service at 90,000 miles or one year after last service, whichever occurs first.

- ◆ Brake Pads: Check thickness
- ◆ Engine: Change oil and replace oil filter
- ◆ Headlamps: Check cleaning nozzle functionality (if applicable)
- ◆ Rear Window: Check cleaning nozzle functionality (if applicable)
- ◆ Service Interval Display: Reset
- ◆ Service Label: Enter the date of the next service on the service label and apply to the driver's side door pillar
- ◆ Tires: Rotate front to rear
- ◆ Windshield: Check cleaning nozzle functionality
- ◆ Wiper Blades: Check functionality

7.1.12 Service at 100,000 miles



Note

Service at 100,000 miles or one year after last service, whichever occurs first.

- ◆ Battery: Check
- ◆ Brakes: Inspect brake system for leaks and damage, check thickness of brake pads, and check brake fluid level.
- ◆ Engine: Change oil and replace oil filter
- ◆ Fuel Filter: Replace (2.0L TDI only)
- ◆ Headlamps: Check cleaning nozzle functionality (if applicable)
- ◆ Rear Window: Check cleaning nozzle functionality (if applicable)
- ◆ Second Battery: Check (if applicable)
- ◆ Service Interval Display: Reset
- ◆ Service Label: Enter the date of the next service on the service label and apply to the driver's side door pillar
- ◆ Tires: Check tread depth, condition, wear pattern, and pressure of all tires (including spare)
- ◆ Tires: Rotate front to rear



- ◆ Transmission: Automatic: Change Fluid (2.5L Jetta models, NB, NBC, Rabbit and Golf)
- ◆ Windshield: Check cleaning nozzle functionality
- ◆ Wiper Blades: Check functionality

7.1.13 Service at 110,000 miles



Note

Service at 110,000 miles or one year after last service, whichever occurs first.

- ◆ Brake Pads: Check thickness
- ◆ Engine: Change oil and replace oil filter
- ◆ Headlamps: Check cleaning nozzle functionality (if applicable)
- ◆ Rear Window: Check cleaning nozzle functionality (if applicable)
- ◆ Service Interval Display: Reset
- ◆ Service Label: Enter the date of the next service on the service label and apply to the driver's side door pillar
- ◆ Timing Belt: Replace (if applicable)
- ◆ Tires: Rotate front to rear
- ◆ Windshield: Check cleaning nozzle functionality
- ◆ Wiper Blades: Check functionality

7.1.14 Service at 120,000 miles



Note

Service at 120,000 miles or one year after last service, whichever occurs first.

- ◆ Battery: Check
- ◆ Body: Visual inspection for corrosion
- ◆ Brakes: Inspect brake system for leaks and damage, check thickness of brake pads, and check brake fluid level
- ◆ Convertible Roof: Check for function and damage, clean and lubricate (if applicable)
- ◆ Coolant Level And Frost Protection: Check
- ◆ CV Joints: Check for leaks and damage
- ◆ Diesel Particle Filter: Check
- ◆ Door Checks: Lubricate
- ◆ Engine: Change oil and replace oil filter
- ◆ Engine and Engine Compartment Components: Check (from above) for leaks and damage
- ◆ Engine and Engine Compartment Components: Check (from below) for leaks and damage, check transmission, final drive, and drive shaft boots
- ◆ Exhaust System: Check for leaks, damage, and secure fittings



- ◆ Fuel Filter: Replace (TDI engines only)
- ◆ Haldex Clutch: Change oil (if applicable)
- ◆ Headlamps: Check cleaning nozzle functionality (if applicable)
- ◆ Headlamps: Check adjustment
- ◆ Interior and Glove Box Lamps, Cigarette Lighter/Power Outlets, Horn, and All Warning Lamps: Check
- ◆ Power Steering: Check oil level
- ◆ Rear Window: Check cleaning nozzle functionality (if applicable)
- ◆ Retractable Hard Top: Check for function and damage (if applicable)
- ◆ Ribbed V-belt: Check condition
- ◆ Second Battery: Check (if applicable)
- ◆ Service Interval Display: Reset
- ◆ Service Label: Enter the date of the next service on the service label and apply to the driver's side door pillar
- ◆ Spark Plugs: Replace (all gasoline engines)
- ◆ Sunroof: Check, clean, and lubricate (if applicable)
- ◆ Tie Rod Ends: Check for excessive play, check boots
- ◆ Timing Belt: Replace (2.0L TDI only)
- ◆ Tires: Check tread depth, condition, wear pattern, and pressure of all tires (including spare)
- ◆ Tires: Rotate front to rear
- ◆ DSG Transmission: Change fluid and filter
- ◆ Underbody Sealant: Inspect for damage
- ◆ Windshield: Check cleaning nozzle functionality
- ◆ Windshield and headlamp washer systems: Check function and fluid level (add if necessary), and inspect for damage
- ◆ Wiper Blades: Check functionality
- ◆ Front Sunroof Drains (where applicable): Open Sunroof to check front water drains and clean if necessary.
- ◆ Test drive and final check

7.1.15 Service at 130,000 miles



Note

Service at 130,000 miles or one year after last service, whichever occurs first.

- ◆ Brake pads: Check thickness
- ◆ Diesel particle filter: Check ash content within the filter. Replace the filter if ash content is greater than .46 liters (3.0L TDI engine only)
- ◆ Engine: Change oil and replace oil filter
- ◆ Headlight: Check cleaning nozzle functionality (if applicable)
- ◆ Rear window: Check cleaning nozzle functionality (if applicable)



- ◆ Service interval display: Reset
- ◆ Service sticker: Enter the date of the next service on the service sticker and apply to the driver's side door pillar
- ◆ Tires: Rotate front to rear
- ◆ Windshield: Check cleaning nozzle functionality
- ◆ Wiper blades: Check functionality

Edition 12022010

7.2 MY 2009 Maintenance Intervals - Canada

⇒ ["7.2.1 Time Dependent Service", page 215](#)

⇒ ["7.2.2 Service at 15,000 kilometers or one year from vehicle in-service date", page 216](#)

⇒ ["7.2.3 Service at 30,000 kilometers", page 216](#)

⇒ ["7.2.4 Service at 45,000 kilometers", page 217](#)

⇒ ["7.2.5 Service at 60,000 kilometers", page 217](#)

⇒ ["7.2.6 Service at 75,000 kilometers", page 218](#)

⇒ ["7.2.7 Service at 90,000 kilometers", page 219](#)

⇒ ["7.2.8 Service at 105,000 kilometers", page 219](#)

⇒ ["7.2.9 Service at 120,000 kilometers", page 220](#)

⇒ ["7.2.10 Service at 135,000 kilometers", page 221](#)

⇒ ["7.2.11 Service at 150,000 kilometers", page 222](#)

⇒ ["7.2.12 Service at 165,000 kilometers", page 222](#)

⇒ ["7.2.13 Service at 180,000 kilometers", page 223](#)

7.2.1 Time Dependent Service

Every 1 Year

Perform visual check of airbag system.

Every 2 Years

- ◆ Dust and pollen filter: Replace (if applicable)
- ◆ Brake fluid: Replace (New Beetle)
- ◆ Check latch for convertible roof (if applicable)
- ◆ Tire filler bottle in the tire mobility set: Check (observe expiration date)

Every 3 Years, then Every 2 Years Regardless of Kilometers Driven

- ◆ Brake fluid: Replace (Touareg, Eos, Passat, Jetta models, GTI, Golf, Tiguan, Passat CC)

Every 4 Years Regardless of Kilometers Driven

- ◆ Tire filler bottle in the tire mobility set: Replace (observe expiration date)

Every 6 Years

- ◆ Spark Plugs: Replace



- ♦ Air filter element: Replace and clean housing
- ♦ Tire pressure sensors: Replace (where applicable)

Brake Fluid Replacement

The brake fluid must be replaced every 2 years regardless of kilometers driven, and every 2 years thereafter regardless of kilometers driven (New Beetle)

The brake fluid must be replaced every 3 years regardless of kilometers driven, and every 2 years thereafter regardless of kilometers driven (Touareg, Eos, Passat, Jetta models, GTI, Golf, Tiguan, Passat CC)

7.2.2 Service at 15,000 kilometers or one year from vehicle in-service date



Note

Service at 15,000 km or one year from vehicle in-service date, whichever occurs first.

- ♦ AdBlue® Fluid: Check and add if necessary (3.0 L TDI only)
- ♦ Brake Pads: Check thickness and brake disc condition (front and rear)
- ♦ Engine: Change oil and replace oil filter
- ♦ Rear Window: Check cleaning nozzle functionality (if applicable)
- ♦ Service Interval Display: Reset
- ♦ Service Label: Enter the date of the next service on the service sticker and apply to the driver side door pillar
- ♦ Tires: Rotate front to rear
- ♦ Windshield Washer, Headlight Cleaning System, and Wiper Blades: Check for damage and function, Check fluid level and add if necessary

7.2.3 Service at 30,000 kilometers



Note

Service at 30,000 km or one year after last service, whichever occurs first.

- ♦ AdBlue® Fluid: Check and add if necessary (3.0 L TDI only)
- ♦ Battery: Check
- ♦ Brakes: Inspect brake system and shock absorber for leaks and damage, check thickness of brake pads, brake disc condition and check brake fluid level
- ♦ Engine: Change oil and replace oil filter
- ♦ Fuel Filter: Replace (2.0 L TDI only)
- ♦ Fuel Filter: Drain water (3.0 L TDI only)
- ♦ Rear Window: Check cleaning nozzle functionality (if applicable)
- ♦ Second Battery: Check (if applicable)
- ♦ Service Interval Display: Reset



- ◆ Service Label: Enter the date of the next service on the service sticker and apply to the driver side door pillar
- ◆ Tires: Check tread depth, condition, wear pattern and pressure of all tires (including spare)
- ◆ Tires: Rotate front to rear
- ◆ Windshield Washer, Headlight Cleaning System, and Wiper Blades: Check for damage and function, Check fluid level and add if necessary

7.2.4 Service at 45,000 kilometers



Note

Service at 45,000 km or one year after last service, whichever occurs first.

- ◆ AdBlue® Fluid: Check and add if necessary (3.0 L TDI only)
- ◆ Brake Pads: Check thickness and brake disc condition (front and rear)
- ◆ Engine: Change oil and replace oil filter
- ◆ Rear Window: Check cleaning nozzle functionality (if applicable)
- ◆ Service Interval Display: Reset
- ◆ Service Label: Enter the date of the next service on the service sticker and apply to the driver side door pillar
- ◆ Tires: Rotate front to rear
- ◆ Windshield Washer, Headlight Cleaning System, and Wiper Blades: Check for damage and function, Check fluid level and add if necessary

7.2.5 Service at 60,000 kilometers



Note

Service at 60,000 km or one year after last service, whichever occurs first.

- ◆ AdBlue® Fluid: Check and add if necessary (3.0 L TDI only)
- ◆ Battery: Check
- ◆ Body: Visual inspection for corrosion
- ◆ Brakes: Inspect brake system and shock absorber for leaks and damage, check thickness of brake pads, brake disc condition and check brake fluid level
- ◆ Coolant level and frost protection: Check
- ◆ Convertible Roof, CSC Roof and Retractable Hard Top: Check for function and damage, clean and lubricate seals (if applicable)
- ◆ CV joints: Check for leaks and damage
- ◆ Door checks and mounting pins: Lubricate
- ◆ Dust and pollen filter: Replace (if applicable)
- ◆ Engine: Change oil and replace oil filter



- ◆ Engine and engine compartment components: Check (from above) for leaks and damage
- ◆ Engine and engine compartment components: Check (from below) for leaks and damage, check transmission, final drive and drive shaft boots
- ◆ Exhaust system: Check for leaks, damage and secure fittings
- ◆ Fuel Filter: Replace (2.0 L TDI and 3.0 L TDI only)
- ◆ Haldex clutch: Change oil (if applicable)
- ◆ Headlamps: Check adjustment
- ◆ Interior lighting and glove box lights, cigarette lighter/power outlets, horn, and all warning lamps: Check
- ◆ Lighting: Check front and rear lights, luggage compartment lighting, turn signals, hazard warning lights, daytime running lights, curve lighting, and automatic headlights: Check
- ◆ Power steering: Check oil level (if applicable)
- ◆ Rear Window: Check cleaning nozzle functionality (if applicable)
- ◆ Ribbed V-belt: Check condition
- ◆ Second Battery: Check (if applicable)
- ◆ Service Interval Display: Reset
- ◆ Service Label: Enter the date of the next service on the service sticker and apply to the driver side door pillar
- ◆ Spark Plugs: Replace (2.5, 3.2, and 3.6 L only)
- ◆ Spark Plugs: Replace (All 2.0L only)
- ◆ Sunroof and Panoramic sunroof: Check, clean, and lubricate (if applicable)
- ◆ Test Drive: Check braking, kick-down, steering, electrical, heating and ventilation systems, air conditioning, and handling
- ◆ Tie Rod Ends: Check for excessive play, check boots
- ◆ Tires: Check tread depth, condition, wear pattern, and pressure of all tires (including spare)
- ◆ Tires: Rotate front to rear
- ◆ Transmission: Automatic: Check fluid
- ◆ Transmission: DSG: Change fluid and filter
- ◆ Underbody Sealant: Inspect for damage
- ◆ Windshield Washer, Headlight Cleaning System, and Wiper Blades: Check for damage and function, Check fluid level and add if necessary

7.2.6 Service at 75,000 kilometers



Note

Service at 75,000 km or one year after last service, whichever occurs first.

- ◆ AdBlue® Fluid: Check and add if necessary (3.0 L TDI only)
- ◆ Brake Pads: Check thickness and brake disc condition (front and rear)



- ◆ Engine: Change oil and replace oil filter
- ◆ Rear Window: Check cleaning nozzle functionality (if applicable)
- ◆ Service Interval Display: Reset
- ◆ Service Label: Enter the date of the next service on the service sticker and apply to the driver side door pillar
- ◆ Tires: Rotate front to rear
- ◆ Windshield Washer, Headlight Cleaning System, and Wiper Blades: Check for damage and function, Check fluid level and add if necessary

7.2.7 Service at 90.000 kilometers



Note

Service at 90,000 km or one year after last service, whichever occurs first.

- ◆ AdBlue® Fluid: Check and add if necessary (3.0 L TDI only)
- ◆ Air Filter Element and Snow Filter: Replace and clean housing (if applicable)
- ◆ Battery: Check
- ◆ Brakes: Inspect brake system and shock absorber for leaks and damage, check thickness of brake pads, brake disc condition and check brake fluid level
- ◆ Engine: Change oil and replace oil filter
- ◆ Fuel Filter: Replace (2.0 L TDI only)
- ◆ Fuel Filter: Drain water (3.0 L TDI only)
- ◆ Rear Window: Check cleaning nozzle functionality (if applicable)
- ◆ Second Battery: Check (if applicable)
- ◆ Service Interval Display: Reset
- ◆ Service Label: Enter the date of the next service on the service sticker and apply to the driver side door pillar
- ◆ Spark Plugs: Replace (2.0L gasoline engine only)
- ◆ Tires: Check tread depth, condition, wear pattern and pressure of all tires (including spare)
- ◆ Tires: Rotate front to rear
- ◆ Windshield Washer, Headlight Cleaning System, and Wiper Blades: Check for damage and function, Check fluid level and add if necessary

7.2.8 Service at 105,000 kilometers



Note

Service at 105,000 km or one year after last service, whichever occurs first.

- ◆ AdBlue® Fluid: Check and add if necessary (3.0L TDI only)



- ◆ Brake Pads: Check thickness and brake disc condition (front and rear)
- ◆ Engine: Change oil and replace oil filter
- ◆ Rear Window: Check cleaning nozzle functionality (if applicable)
- ◆ Service Interval Display: Reset
- ◆ Service Label: Enter the date of the next service on the service sticker and apply to the driver side door pillar
- ◆ Tires: Rotate front to rear
- ◆ Windshield Washer, Headlight Cleaning System, and Wiper Blades: Check for damage and function, Check fluid level and add if necessary

7.2.9 Service at 120,000 kilometers



Note

Service at 120,000 km or one year after last service, whichever occurs first.

- ◆ AdBlue® Fluid: Check and add if necessary (3.0L TDI only)
- ◆ Battery: Check
- ◆ Body: Visual inspection for corrosion
- ◆ Brakes: Inspect brake system and shock absorber for leaks and damage, check thickness of brake pads, brake disc condition and check brake fluid level
- ◆ Convertible Roof, CSC Roof and Retractable Hard Top: Check for function and damage, clean and lubricate seals (if applicable)
- ◆ Coolant level and frost protection: Check
- ◆ CV joints: Check for leaks and damage
- ◆ Door checks and mounting pins: Lubricate
- ◆ Dust and pollen filter: Replace (if applicable)
- ◆ Engine: Change oil and replace oil filter
- ◆ Engine and engine compartment components: Check (from above) for leaks and damage
- ◆ Engine and engine compartment components: Check (from below) for leaks and damage, check transmission, final drive and drive shaft boots
- ◆ Exhaust system: Check for leaks, damage and secure fittings
- ◆ Fuel Filter: Replace (2.0 LTDI and 3.0 L TDI only)
- ◆ Haldex clutch: Change oil (if applicable)
- ◆ Headlamps: Check adjustment
- ◆ Interior lighting and glove box lights, cigarette lighter/power outlets, horn, and all warning lamps: Check
- ◆ Lighting: Check front and rear lights, luggage compartment lighting, turn signals, hazard warning lights, daytime running lights, curve lighting, and automatic headlights: Check
- ◆ Power steering: Check oil level (if applicable)



- ◆ Rear Window: Check cleaning nozzle functionality (if applicable)
- ◆ Ribbed V-belt: Check condition
- ◆ Second Battery: Check (if applicable)
- ◆ Service Interval Display: Reset
- ◆ Service Label: Enter the date of the next service on the service sticker and apply to the driver side door pillar
- ◆ Spark Plugs: Replace (2.5, 3.2, and 3.6 L only)
- ◆ Spark Plugs: Replace (All 2.0L only)
- ◆ Sunroof and Panoramic sunroof: Check, clean, and lubricate (if applicable)
- ◆ Test Drive: Check braking, kick-down, steering, electrical, heating and ventilation systems, air conditioning, and handling
- ◆ Tie Rod Ends: Check for excessive play, check boots
- ◆ Tires: Check tread depth, condition, wear pattern and pressure of all tires (including spare)
- ◆ Tires: Rotate front to rear
- ◆ Transmission: Automatic: Check fluid
- ◆ Transmission: DSG: Change fluid and filter
- ◆ Underbody Sealant: Inspect for damage
- ◆ Windshield Washer, Headlight Cleaning System, and Wiper Blades: Check for damage and function, Check fluid level and add if necessary

7.2.10 Service at 135,000 kilometers



Note

Service at 135,000 km or one year after last service, whichever occurs first.

- ◆ AdBlue® Fluid: Check and add if necessary (3.0 L TDI only)
- ◆ Brake Pads: Check thickness and brake disc condition (front and rear)
- ◆ Engine: Change oil and replace oil filter
- ◆ Rear Window: Check cleaning nozzle functionality (if applicable)
- ◆ Service Interval Display: Reset
- ◆ Service Label: Enter the date of the next service on the service sticker and apply to the driver side door pillar
- ◆ Tires: Rotate front to rear
- ◆ Windshield Washer, Headlight Cleaning System, and Wiper Blades: Check for damage and function, Check fluid level and add if necessary



erWin



7.2.11 Service at 150,000 kilometers



Note

Service at 150,000 km or one year after last service, whichever occurs first.

- ◆ AdBlue® Fluid: Check and add if necessary (3.0 L TDI only)
- ◆ Battery: Check
- ◆ Brakes: Inspect brake system and shock absorber for leaks and damage, check thickness of brake pads, brake disc condition and check brake fluid level
- ◆ Engine: Change oil and replace oil filter
- ◆ Fuel Filter: Replace (2.0 L TDI only)
- ◆ Fuel Filter: Drain water (3.0 L TDI only)
- ◆ Rear Window: Check cleaning nozzle functionality (if applicable)
- ◆ Second Battery: Check (if applicable)
- ◆ Service Interval Display: Reset
- ◆ Service Label: Enter the date of the next service on the service sticker and apply to the driver side door pillar
- ◆ Tires: Check tread depth, condition, wear pattern and pressure of all tires (including spare)
- ◆ Tires: Rotate front to rear
- ◆ Windshield Washer, Headlight Cleaning System, and Wiper Blades: Check for damage and function, Check fluid level and add if necessary

7.2.12 Service at 165,000 kilometers



Note

Service at 165,000 km or one year after last service, whichever occurs first.

- ◆ AdBlue® Fluid: Check and add if necessary (3.0 L TDI only)
- ◆ Brake Pads: Check thickness and brake disc condition (front and rear)
- ◆ Engine: Change oil and replace oil filter
- ◆ Rear Window: Check cleaning nozzle functionality (if applicable)
- ◆ Service Interval Display: Reset
- ◆ Service Label: Enter the date of the next service on the service sticker and apply to the driver side door pillar
- ◆ Timing Belt: Replace (if applicable except 2.0 L TDI)
- ◆ Tires: Rotate front to rear
- ◆ Windshield Washer, Headlight Cleaning System, and Wiper Blades: Check for damage and function, Check fluid level and add if necessary



7.2.13 Service at 180,000 kilometers



Note

Service at 180,000 km or one year after last service, whichever occurs first.

- ◆ AdBlue® Fluid: Check and add if necessary (3.0 L TDI only)
- ◆ Battery: Check
- ◆ Body: Visual inspection for corrosion
- ◆ Brakes: Inspect brake system and shock absorber for leaks and damage, check thickness of brake pads, brake disc condition and check brake fluid level
- ◆ Convertible Roof, CSC Roof and Retractable Hard Top: Check for function and damage, clean and lubricate seals (if applicable)
- ◆ Coolant level and frost protection: Check
- ◆ CV joints: Check for leaks and damage
- ◆ Diesel particulate filter: (ONLY after 180,000 km.) Check ash loading according to manufacturer work procedure; Replace if necessary. NOTE: If DPF replacement is not necessary, perform check every 30,000 km thereafter until replacement becomes necessary. Subsequent DPF replacement interval is a minimum of 180,000 km thereafter. (2.0 L and 3.0 L TDI engine only)
- ◆ Door checks and mounting pins: Lubricate
- ◆ Dust and pollen filter: Replace (if applicable)
- ◆ Engine: Change oil and replace oil filter
- ◆ Engine and engine compartment components: Check (from above) for leaks and damage
- ◆ Engine and engine compartment components: Check (from below) for leaks and damage, check transmission, final drive and drive shaft boots
- ◆ Exhaust system: Check for leaks, damage and secure fittings
- ◆ Fuel Filter: Replace (2.0 L and 3.0 L TDI only)
- ◆ Haldex clutch: Change oil (if applicable)
- ◆ Headlamps: Check adjustment
- ◆ Interior lighting and glove box lights, cigarette lighter/power outlets, horn, and all warning lamps: Check
- ◆ Lighting: Check front and rear lights, luggage compartment lighting, turn signals, hazard warning lights, daytime running lights, curve lighting, and automatic headlights: Check
- ◆ Power steering: Check oil level (if applicable)
- ◆ Rear Window: Check cleaning nozzle functionality (if applicable)
- ◆ Ribbed V-belt: Check condition
- ◆ Second Battery: Check (if applicable)
- ◆ Service Interval Display: Reset
- ◆ Service Label: Enter the date of the next service on the service sticker and apply to the driver side door pillar



- ◆ Spark Plugs: Replace (2.5, 3.2, and 3.6 L only)
- ◆ Spark Plugs: Replace (All 2.0L only)
- ◆ Sunroof and Panoramic sunroof: Check, clean, and lubricate (if applicable)
- ◆ Test Drive: Check braking, kick-down, steering, electrical, heating and ventilation systems, air conditioning, and handling
- ◆ Tie Rod Ends: Check for excessive play and check boots
- ◆ Timing Belt: Replace (2.0 L TDI only)
- ◆ Tires: Check tread depth, condition, wear pattern, and pressure of all tires (including spare)
- ◆ Tires: Rotate front to rear
- ◆ Transmission: Automatic: Check fluid
- ◆ Transmission: DSG: Change fluid and filter
- ◆ Underbody Sealant: Inspect for damage
- ◆ Windshield Washer, Headlight Cleaning System, and Wiper Blades: Check for damage and function, Check fluid level and add if necessary

7.3 MY 2009 Maintenance Intervals - Routan - USA



Note

Service through 36,000 miles is included in the Volkswagen Care-free Maintenance Program.



- ⇒ ["7.3.1 Service at 6,000 miles", page 225](#)
- ⇒ ["7.3.2 Service at 12,000 miles", page 225](#)
- ⇒ ["7.3.3 Service at 18,000 miles", page 225](#)
- ⇒ ["7.3.4 Service at 24,000 miles", page 226](#)
- ⇒ ["7.3.5 Service at 30,000 miles", page 226](#)
- ⇒ ["7.3.6 Service at 36,000 miles", page 226](#)
- ⇒ ["7.3.7 Service at 42,000 miles", page 226](#)
- ⇒ ["7.3.8 Service at 48,000 miles", page 226](#)
- ⇒ ["7.3.9 Service at 54,000 miles", page 226](#)
- ⇒ ["7.3.10 Service at 60,000 miles", page 226](#)
- ⇒ ["7.3.11 Service at 66,000 miles", page 227](#)
- ⇒ ["7.3.12 Service at 72,000 miles", page 227](#)
- ⇒ ["7.3.13 Service at 78,000 miles", page 227](#)
- ⇒ ["7.3.14 Service at 84,000 miles", page 227](#)
- ⇒ ["7.3.15 Service at 90,000 miles", page 227](#)
- ⇒ ["7.3.16 Service at 96,000 miles", page 227](#)
- ⇒ ["7.3.17 Service at 102,000 miles", page 228](#)
- ⇒ ["7.3.18 Service at 108,000 miles", page 228](#)
- ⇒ ["7.3.19 Service at 114,000 miles", page 228](#)
- ⇒ ["7.3.20 Service at 120,000 miles", page 228](#)
- ⇒ ["7.3.21 Service at 126,000 miles", page 228](#)
- ⇒ ["7.3.22 Service at 132,000 miles", page 228](#)
- ⇒ ["7.3.23 Service at 138,000 miles", page 228](#)
- ⇒ ["7.3.24 Service at 144,000 miles", page 229](#)
- ⇒ ["7.3.25 Service at 150,000 miles", page 229](#)

7.3.1 Service at 6,000 miles

- ◆ Change engine oil and replace engine oil filter
- ◆ Rotate tires

7.3.2 Service at 12,000 miles

- ◆ Change engine oil and replace engine oil filter
- ◆ Rotate tires
- ◆ Inspect engine air cleaner filter
- ◆ Replace air conditioning filter (4.0L only)
- ◆ Inspect brake linings
- ◆ Inspect CV Joints
- ◆ Inspect exhaust system

7.3.3 Service at 18,000 miles

- ◆ Change engine oil and replace engine oil filter
- ◆ Rotate tires



7.3.4 Service at 24,000 miles

- ◆ Change engine oil and replace engine oil filter
- ◆ Rotate tires
- ◆ Inspect engine air cleaner filter
- ◆ Replace air conditioning filter (4.0L only)
- ◆ Inspect brake linings
- ◆ Inspect CV Joints
- ◆ Inspect exhaust system
- ◆ Inspect front suspension, tie rod ends and boot seals

7.3.5 Service at 30,000 miles

- ◆ Change engine oil and replace engine oil filter
- ◆ Rotate tires
- ◆ Replace engine air cleaner filter

7.3.6 Service at 36,000 miles

- ◆ Change engine oil and replace engine oil filter
- ◆ Rotate tires
- ◆ Inspect engine air cleaner filter
- ◆ Replace air conditioning filter (4.0L only)
- ◆ Inspect brake linings

7.3.7 Service at 42,000 miles

- ◆ Change engine oil and replace engine oil filter
- ◆ Rotate tires

7.3.8 Service at 48,000 miles

- ◆ Change engine oil and replace engine oil filter
- ◆ Rotate tires
- ◆ Inspect engine air cleaner filter
- ◆ Replace air conditioning filter (4.0L only)
- ◆ Inspect brake linings
- ◆ Inspect CV Joints
- ◆ Inspect exhaust system
- ◆ Inspect front suspension, tie rod ends and boot seals

7.3.9 Service at 54,000 miles

- ◆ Change engine oil and replace engine oil filter
- ◆ Rotate tires

7.3.10 Service at 60,000 miles

- ◆ Change engine oil and replace engine oil filter
- ◆ Rotate tires
- ◆ Replace engine air cleaner filter
- ◆ Replace air conditioning filter (4.0L only)



- ◆ Inspect brake linings
- ◆ Change automatic transaxle fluid and filter if using your vehicle for any of the following: Police, taxi, fleet or frequent trailer towing

7.3.11 Service at 66,000 miles

- ◆ Change engine oil and replace engine oil filter
- ◆ Rotate tires

7.3.12 Service at 72,000 miles

- ◆ Change engine oil and replace engine oil filter
- ◆ Rotate tires
- ◆ Inspect engine air cleaner filter
- ◆ Replace air conditioning filter (4.0L only)
- ◆ Inspect brake linings
- ◆ Inspect CV Joints
- ◆ Inspect exhaust system
- ◆ Inspect front suspension, tie rod ends and boot seals

7.3.13 Service at 78,000 miles

- ◆ Change engine oil and replace engine oil filter
- ◆ Rotate tires

7.3.14 Service at 84,000 miles

- ◆ Change engine oil and replace engine oil filter
- ◆ Rotate tires
- ◆ Inspect engine air cleaner filter
- ◆ Replace air conditioning filter (4.0L only)
- ◆ Inspect brake linings

7.3.15 Service at 90,000 miles

- ◆ Change engine oil and replace engine oil filter
- ◆ Rotate tires
- ◆ Replace engine air cleaner filter
- ◆ Inspect and replace PCV valve if necessary

7.3.16 Service at 96,000 miles

- ◆ Change engine oil and replace engine oil filter
- ◆ Rotate tires
- ◆ Inspect engine air cleaner filter
- ◆ Replace air conditioning filter (4.0L only)
- ◆ Inspect brake linings
- ◆ Inspect CV Joints
- ◆ Inspect exhaust system
- ◆ Inspect front suspension, tie rod ends and boot seals



7.3.17 Service at 102,000 miles

- ◆ Change engine oil and replace engine oil filter
- ◆ Rotate tires
- ◆ Flush and replace engine coolant
- ◆ Replace ignition cables (3.8L engine)
- ◆ Replace spark plugs (3.8L and 4.0L engine)
- ◆ Replace timing belt (4.0L engine)

7.3.18 Service at 108,000 miles

- ◆ Change engine oil and replace engine oil filter
- ◆ Rotate tires
- ◆ Inspect engine air cleaner filter
- ◆ Replace air conditioning filter (4.0L only)
- ◆ Inspect brake linings

7.3.19 Service at 114,000 miles

- ◆ Change engine oil and replace engine oil filter
- ◆ Rotate tires

7.3.20 Service at 120,000 miles

- ◆ Change engine oil and replace engine oil filter
- ◆ Rotate tires
- ◆ Replace engine air cleaner filter
- ◆ Replace air conditioning filter (4.0L only)
- ◆ Inspect brake linings
- ◆ Inspect CV Joints
- ◆ Inspect exhaust system
- ◆ Inspect front suspension, tie rod ends and boot seals
- ◆ Change automatic transaxle fluid and filter
- ◆ Replace accessory belt drive

7.3.21 Service at 126,000 miles

- ◆ Change engine oil and replace engine oil filter
- ◆ Rotate tires

7.3.22 Service at 132,000 miles

- ◆ Change engine oil and replace engine oil filter
- ◆ Rotate tires
- ◆ Inspect engine air cleaner filter
- ◆ Replace air conditioning filter (4.0L only)
- ◆ Inspect brake linings

7.3.23 Service at 138,000 miles

- ◆ Change engine oil and replace engine oil filter
- ◆ Rotate tires



7.3.24 Service at 144,000 miles

- ◆ Change engine oil and replace engine oil filter
- ◆ Rotate tires
- ◆ Inspect engine air cleaner filter
- ◆ Replace air conditioning filter (4.0L only)
- ◆ Inspect brake linings
- ◆ Inspect front suspension, tie rod ends and boot seals

7.3.25 Service at 150,000 miles

- ◆ Change engine oil and replace engine oil filter
- ◆ Rotate tires
- ◆ Replace engine air cleaner filter

7.4 MY 2009 Maintenance Intervals - Routan - Canada

- ⇒ ["7.4.1 Service at 10,000 kilometers", page 229](#)
- ⇒ ["7.4.2 Service at 20,000 kilometers", page 230](#)
- ⇒ ["7.4.3 Service at 30,000 kilometers", page 230](#)
- ⇒ ["7.4.4 Service at 40,000 kilometers", page 230](#)
- ⇒ ["7.4.5 Service at 50,000 kilometers", page 230](#)
- ⇒ ["7.4.6 Service at 60,000 kilometers", page 230](#)
- ⇒ ["7.4.7 Service at 70,000 kilometers", page 230](#)
- ⇒ ["7.4.8 Service at 80,000 kilometers", page 230](#)
- ⇒ ["7.4.9 Service at 90,000 kilometers", page 231](#)
- ⇒ ["7.4.10 Service at 100,000 kilometers", page 231](#)
- ⇒ ["7.4.11 Service at 110,000 kilometers", page 231](#)
- ⇒ ["7.4.12 Service at 120,000 kilometers", page 231](#)
- ⇒ ["7.4.13 Service at 130,000 kilometers", page 231](#)
- ⇒ ["7.4.14 Service at 140,000 kilometers", page 231](#)
- ⇒ ["7.4.15 Service at 150,000 kilometers", page 231](#)
- ⇒ ["7.4.16 Service at 160,000 kilometers", page 232](#)
- ⇒ ["7.4.17 Service at 170,000 kilometers", page 232](#)
- ⇒ ["7.4.18 Service at 180,000 kilometers", page 232](#)
- ⇒ ["7.4.19 Service at 190,000 kilometers", page 232](#)
- ⇒ ["7.4.20 Service at 200,000 kilometers", page 232](#)
- ⇒ ["7.4.21 Service at 210,000 kilometers", page 233](#)
- ⇒ ["7.4.22 Service at 220,000 kilometers", page 233](#)
- ⇒ ["7.4.23 Service at 230,000 kilometers", page 233](#)
- ⇒ ["7.4.24 Service at 240,000 kilometers", page 233](#)
- ⇒ ["7.4.25 Service at 250,000 kilometers", page 233](#)

7.4.1 Service at 10,000 kilometers

- ◆ Change engine oil and replace engine oil filter



- ◆ Rotate tires

7.4.2 Service at 20,000 kilometers

- ◆ Change engine oil and replace engine oil filter
- ◆ Rotate tires
- ◆ Inspect engine air cleaner filter
- ◆ Replace air conditioning filter (4.0L only)
- ◆ Inspect brake linings
- ◆ Inspect CV Joints
- ◆ Inspect exhaust system

7.4.3 Service at 30,000 kilometers

- ◆ Change engine oil and replace engine oil filter
- ◆ Rotate tires

7.4.4 Service at 40,000 kilometers

- ◆ Change engine oil and replace engine oil filter
- ◆ Rotate tires
- ◆ Inspect engine air cleaner filter
- ◆ Replace air conditioning filter (4.0L only)
- ◆ Inspect brake linings
- ◆ Inspect CV Joints
- ◆ Inspect exhaust system
- ◆ Inspect front suspension, tie rod ends and boot seals

7.4.5 Service at 50,000 kilometers

- ◆ Change engine oil and replace engine oil filter
- ◆ Rotate tires
- ◆ Replace engine air cleaner filter

7.4.6 Service at 60,000 kilometers

- ◆ Change engine oil and replace engine oil filter
- ◆ Rotate tires
- ◆ Inspect engine air cleaner filter
- ◆ Replace air conditioning filter (4.0L only)
- ◆ Inspect brake linings

7.4.7 Service at 70,000 kilometers

- ◆ Change engine oil and replace engine oil filter
- ◆ Rotate tires

7.4.8 Service at 80,000 kilometers

- ◆ Change engine oil and replace engine oil filter
- ◆ Rotate tires
- ◆ Inspect engine air cleaner filter
- ◆ Replace air conditioning filter (4.0L only)



- ◆ Inspect brake linings
- ◆ Inspect CV Joints
- ◆ Inspect exhaust system
- ◆ Inspect front suspension, tie rod ends and boot seals

7.4.9 Service at 90,000 kilometers

- ◆ Change engine oil and replace engine oil filter
- ◆ Rotate tires

7.4.10 Service at 100,000 kilometers

- ◆ Change engine oil and replace engine oil filter
- ◆ Rotate tires
- ◆ Replace engine air cleaner filter
- ◆ Replace air conditioning filter (4.0L only)
- ◆ Inspect brake linings
- ◆ Change automatic transaxle fluid and filter if using your vehicle for any of the following: Police, taxi, fleet or frequent trailer towing

7.4.11 Service at 110,000 kilometers

- ◆ Change engine oil and replace engine oil filter
- ◆ Rotate tires

7.4.12 Service at 120,000 kilometers

- ◆ Change engine oil and replace engine oil filter
- ◆ Rotate tires
- ◆ Inspect engine air cleaner filter
- ◆ Replace air conditioning filter (4.0L only)
- ◆ Inspect brake linings
- ◆ Inspect CV Joints
- ◆ Inspect exhaust system
- ◆ Inspect front suspension, tie rod ends and boot seals

7.4.13 Service at 130,000 kilometers

- ◆ Change engine oil and replace engine oil filter
- ◆ Rotate tires

7.4.14 Service at 140,000 kilometers

- ◆ Change engine oil and replace engine oil filter
- ◆ Rotate tires
- ◆ Inspect engine air cleaner filter
- ◆ Replace air conditioning filter (4.0L only)
- ◆ Inspect brake linings

7.4.15 Service at 150,000 kilometers

- ◆ Change engine oil and replace engine oil filter
- ◆ Rotate tires



- ◆ Replace engine air cleaner filter
- ◆ Inspect and replace PCV valve if necessary

7.4.16 Service at 160,000 kilometers

- ◆ Change engine oil and replace engine oil filter
- ◆ Rotate tires
- ◆ Inspect engine air cleaner filter
- ◆ Replace air conditioning filter (4.0L only)
- ◆ Inspect brake linings
- ◆ Inspect CV Joints
- ◆ Inspect exhaust system
- ◆ Inspect front suspension, tie rod ends and boot seals

7.4.17 Service at 170,000 kilometers

- ◆ Change engine oil and replace engine oil filter
- ◆ Rotate tires
- ◆ Flush and replace engine coolant
- ◆ Replace ignition cables (3.8L engine)
- ◆ Replace spark plugs (3.8L and 4.0L engine)
- ◆ Replace timing belt (4.0L engine)

7.4.18 Service at 180,000 kilometers

- ◆ Change engine oil and replace engine oil filter
- ◆ Rotate tires
- ◆ Inspect engine air cleaner filter
- ◆ Replace air conditioning filter (4.0L only)
- ◆ Inspect brake linings

7.4.19 Service at 190,000 kilometers

- ◆ Change engine oil and replace engine oil filter
- ◆ Rotate tires

7.4.20 Service at 200,000 kilometers

- ◆ Change engine oil and replace engine oil filter
- ◆ Rotate tires
- ◆ Replace engine air cleaner filter
- ◆ Replace air conditioning filter (4.0L only)
- ◆ Inspect brake linings
- ◆ Inspect CV Joints
- ◆ Inspect exhaust system
- ◆ Inspect front suspension, tie rod ends and boot seals
- ◆ Change automatic transaxle fluid and filter
- ◆ Replace accessory belt drive



7.4.21 Service at 210,000 kilometers

- ◆ Change engine oil and replace engine oil filter
- ◆ Rotate tires

7.4.22 Service at 220,000 kilometers

- ◆ Change engine oil and replace engine oil filter
- ◆ Rotate tires
- ◆ Inspect engine air cleaner filter
- ◆ Replace air conditioning filter (4.0L only)
- ◆ Inspect brake linings

7.4.23 Service at 230,000 kilometers

- ◆ Change engine oil and replace engine oil filter
- ◆ Rotate tires

7.4.24 Service at 240,000 kilometers

- ◆ Change engine oil and replace engine oil filter
- ◆ Rotate tires
- ◆ Inspect engine air cleaner filter
- ◆ Replace air conditioning filter (4.0L only)
- ◆ Inspect brake linings
- ◆ Inspect front suspension, tie rod ends and boot seals

7.4.25 Service at 250,000 kilometers

- ◆ Change engine oil and replace engine oil filter
- ◆ Rotate tires
- ◆ Replace engine air cleaner filter



8 MY 2008 Maintenance Intervals

⇒ ["8.1 MY 2008 Maintenance Intervals - USA", page 234](#)

⇒ ["8.2 MY 2008 Maintenance Intervals - Canada", page 245](#)

8.1 MY 2008 Maintenance Intervals - USA

⇒ ["8.1.1 Time-Dependent Maintenance Items", page 234](#)

⇒ ["8.1.2 Service at 5,000 miles", page 234](#)

⇒ ["8.1.3 Service at 10,000 miles", page 235](#)

⇒ ["8.1.4 Service at 20,000 miles", page 235](#)

⇒ ["8.1.5 Service at 30,000 miles", page 236](#)

⇒ ["8.1.6 Service at 40,000 miles", page 236](#)

⇒ ["8.1.7 Service at 50,000 miles", page 238](#)

⇒ ["8.1.8 Service at 60,000 miles", page 238](#)

⇒ ["8.1.9 Service at 70,000 miles", page 239](#)

⇒ ["8.1.10 Service at 80,000 miles", page 240](#)

⇒ ["8.1.11 Service at 90,000 miles", page 241](#)

⇒ ["8.1.12 Service at 100,000 miles", page 242](#)

⇒ ["8.1.13 Service at 110,000 miles", page 243](#)

⇒ ["8.1.14 Service at 120,000 miles", page 243](#)

8.1.1 Time-Dependent Maintenance Items

Every 1 year

Perform visual check of airbag system.

Every 2 years

- ◆ Dust and pollen filter: Replace (if applicable) (for vehicles driven less than 40,000 miles in 2 years)
- ◆ Check latch for convertible roof (if applicable)
- ◆ Brake fluid: Replace
- ◆ Front Sunroof Drains (where applicable): Open Sunroof to check front water drains and clean if necessary.

Every 4 years regardless of miles driven

- ◆ Tire filler bottle in the tire mobility set: Replace (observe expiration date)

Every 6 years regardless of miles driven

- ◆ Air filter element: Replace and clean housing (for vehicles driven less than 60,000 miles in 6 years)
- ◆ Tire pressure sensors: Replace (where applicable)

8.1.2 Service at 5,000 miles

- ◆ Engine Oil: Change and replace filter
- ◆ Brake System: Check for damage, leaks and fluid level
- ◆ Brake System: Check brake pad thickness
- ◆ Service Interval Display: Reset (where applicable)
- ◆ Water Separator: Drain (TDI)



8.1.3 Service at 10,000 miles

- ◆ Engine Oil: Change and replace filter
- ◆ Airbag System: Visual check every 12 months regardless of mileage (kilometers)
- ◆ Windshield Wiper and Headlight Fluid: Check level; add if necessary
- ◆ Automatic Shift Lock: Check operation including park/neutral position switch
- ◆ Brake System: Check damage/leaks, fluid level
- ◆ Brake System: Check brake pad thickness
- ◆ Tires: Check tread depth and pressure; adjust if necessary.
- ◆ Wheels: Rotate
- ◆ Rear Spoiler: Lubricate (New Beetle)
- ◆ Service Interval Display: Reset (where applicable)
- ◆ Service Interval Display: Adapt (for 10,000 mile/16,000 Km service interval only) (where applicable)
- ◆ Water Separator: Drain (TDI)
- ◆ 12V Starter and Auxiliary Battery: Check (where applicable)

8.1.4 Service at 20,000 miles

- ◆ Engine Oil: Change and replace filter
- ◆ Airbag System: Visual check every 12 months regardless of mileage (kilometers)
- ◆ Headlamps: Check and adjust if necessary
- ◆ Windshield Wiper and Headlight fluid: Check level; add if necessary
- ◆ Automatic Shift Lock: Check operation including park/neutral position switch
- ◆ Brake System: Check damage/leaks, fluid level
- ◆ Brake System: Check brake pad thickness
- ◆ Battery: Check
- ◆ Second battery: Check (Eos, where applicable)
- ◆ Engine: Check for leaks
- ◆ Dust and Pollen Filter: Replace (New Beetle, City Golf, City Jetta) (where applicable)
- ◆ Cooling System: Check coolant level; add if necessary
- ◆ Automatic Transmission: Check for leaks
- ◆ Manual Transmission: Check for leaks and level; add if necessary (where applicable)
- ◆ Tires: Check tread depth and pressure; adjust if necessary.
- ◆ Tires/Spare: Check condition and pressure
- ◆ Wheels: Rotate
- ◆ Driveshaft: Check boots
- ◆ Engine On Board Diagnosis: Check DTC Memory; purge if necessary
- ◆ Door arresters: Lubricate



- ◆ Exterior lights: Check front and rear
- ◆ Exhaust System: Check for damage and links
- ◆ Sunroof Frame: Clean and lubricate
- ◆ CSC Roof: Check for damage and function; clean wind deflector and seals. (Eos)
- ◆ Rear Spoiler: Lubricate (New Beetle)
- ◆ Road Test: Check kick down, braking, steering, heating and ventilation, air conditioning, power accessories and electrical systems.
- ◆ Front Axle: Check dust seals on ball joints, tie rods; check tie rods
- ◆ Service Interval Display: Reset (where applicable)
- ◆ Water Separator: Drain (TDI)
- ◆ Fuel Filter: Replace (TDI)
- ◆ 12V Starter and Auxiliary Battery: Check (where applicable)
- ◆ Turbocharger: Lubricate servo motor rods (5.0L TDI)

8.1.5 Service at 30,000 miles

- ◆ Engine Oil: Change and replace filter
- ◆ Airbag System: Visual check every 12 months regardless of mileage (kilometers)
- ◆ Windshield Wiper and Headlight fluid: Check level; add if necessary
- ◆ Automatic Shift Lock: Check operation including park/neutral position switch
- ◆ Brake System: Check damage/leaks, fluid level
- ◆ Brake System: Check brake pad thickness
- ◆ Tires: Check tread depth and pressure; adjust if necessary.
- ◆ Wheels: Rotate
- ◆ Rear Spoiler: Lubricate (New Beetle)
- ◆ Service Interval Display: Reset (where applicable)
- ◆ Water Separator: Drain (TDI)
- ◆ 12V Starter and Auxiliary Battery: Check (where applicable)

8.1.6 Service at 40,000 miles

- ◆ Engine Oil: Change and replace filter
- ◆ Ribbed Belt: Check condition and tension; adjust if necessary
- ◆ Spark Plugs: Replace (2.0L engine, Canada only) (2.5L, 3.2L engines only)
- ◆ Air Cleaner: Replace filter and clean housing (New Beetle, City Golf, City Jetta)
- ◆ Airbag System: Visual check every 12 months regardless of mileage (kilometers)
- ◆ Headlamps: Check and adjust if necessary
- ◆ Windshield Wiper and Headlight fluid: Check level; add if necessary
- ◆ Wiper Blades: Check



- ◆ Automatic Shift Lock: Check operation including park/neutral position switch
- ◆ Brake System: Check damage/leaks, fluid level
- ◆ Brake System: Check brake pad thickness
- ◆ Brake Fluid: Replace every 2 years regardless of mileage (New Beetle, City Golf, City Jetta) (where applicable)
- ◆ Brake Fluid: Replace every 3 years regardless of mileage (Touareg, Eos, Passat, Jetta, GTI, Rabbit) (where applicable)
- ◆ Battery: Check
- ◆ Second Battery: Check (Eos, where applicable)
- ◆ Second Battery: Check (5.0L TDI)
- ◆ Engine: Check for leaks
- ◆ Dust and Pollen Filter: Replace (All models) (where applicable)
- ◆ Cooling System: Check coolant level; add if necessary
- ◆ Automatic Transmission: Check for leaks
- ◆ Automatic Transmission: Check ATF
- ◆ Automatic Transmission Final Drive Oil: Check level and for leaks; add if necessary
- ◆ Manual Transmission: check for leaks and level; add if necessary (where applicable)
- ◆ DSG transmission: Change transmission fluid and filter (where applicable)
- ◆ Tires: Check tread depth and pressure; adjust if necessary.
- ◆ Tires/Spare: Check condition and pressure
- ◆ Wheels: Rotate
- ◆ Driveshaft: Check boots
- ◆ Engine On Board Diagnosis: Check DTC Memory; purge if necessary
- ◆ Door arresters: Lubricate
- ◆ Exterior Lights: Check front and rear
- ◆ Exhaust System: Check for damage and links
- ◆ Sunroof Frame: Clean and lubricate
- ◆ CSC Sunroof: Clean and lubricate guide rails. (Eos)
- ◆ CSC Roof: Check for damage and function; clean wind deflector and seals. (Eos)
- ◆ Convertible Top: Check function and check roll-over protection with convertible top open (New Beetle Convertible)
- ◆ Rear Spoiler: Lubricate (New Beetle)
- ◆ Road Test: Check kick down, braking, steering, heating and ventilation, air conditioning, power accessories and electrical systems.
- ◆ Power Steering: check fluid level
- ◆ Front Axle: Check dust seals on ball joints, tie rods; check tie rods
- ◆ Service Interval Display: Reset (where applicable)



- ◆ Underbody: Check for damage
- ◆ Water Separator: Drain (TDI)
- ◆ Fuel Filter: Replace (TDI)
- ◆ 12V Starter and auxiliary battery: Check (where applicable)
- ◆ Interior Lights and power outlets: Check
- ◆ Turbocharger: Lubricate servo motor rods (5.0L TDI)
- ◆ Air Suspension: Check for leaks and damage (Touareg)
- ◆ Haldex Clutch: Check fluid level (where applicable)
- ◆ Front Sunroof Drains (where applicable): Open Sunroof to check front water drains and clean if necessary.

8.1.7 Service at 50,000 miles

- ◆ Engine Oil: Change and replace filter
- ◆ Airbag System: Visual check every 12 months regardless of mileage (kilometers)
- ◆ Windshield Wiper and Headlight fluid: Check level; add if necessary
- ◆ Automatic Shift Lock: Check operation including park/neutral position switch
- ◆ Brake System: Check damage/leaks, fluid level
- ◆ Brake System: Check brake pad thickness
- ◆ Tires: Check tread depth and pressure; adjust if necessary.
- ◆ Wheels: Rotate
- ◆ Rear Spoiler: Lubricate (New Beetle)
- ◆ Service Interval Display: Reset (where applicable)
- ◆ Water Separator: Drain (TDI)
- ◆ 12V Starter and Auxiliary Battery: Check (where applicable)

8.1.8 Service at 60,000 miles

- ◆ Engine Oil: Change and replace filter
- ◆ Timing Belt: Check condition and replace if necessary (2.0L engine, Canada only)
- ◆ Spark Plugs: Replace (2.0T FSI, 3.6L FSI and 4.2L FSI engines only)
- ◆ Air Cleaner: Replace filter and clean housing (Eos, Passat, GTI, Jetta, Rabbit)
- ◆ Airbag System: Visual check every 12 months regardless of mileage (kilometers)
- ◆ Headlamps: Check and adjust if necessary
- ◆ Windshield Wiper and Headlight fluid: Check level; add if necessary
- ◆ Automatic Shift Lock: Check operation including park/neutral position switch
- ◆ Brake System: Check damage/leaks, fluid level
- ◆ Brake System: Check brake pad thickness
- ◆ Battery: Check
- ◆ Second Battery: Check (Eos, where applicable)



- ◆ Engine: Check for leaks
- ◆ Dust and Pollen Filter: Replace (New Beetle, City Golf, City Jetta) (where applicable)
- ◆ Cooling System: Check coolant level; add if necessary
- ◆ Automatic Transmission: Check for leaks
- ◆ Manual Transmission- check for leaks and level; add if necessary (where applicable)
- ◆ Tires: Check tread depth and pressure; adjust if necessary.
- ◆ Tires/Spare: Check condition and pressure
- ◆ Wheels: Rotate
- ◆ Driveshaft: Check boots
- ◆ Engine On Board Diagnosis: Check DTC Memory; purge if necessary
- ◆ Door Arresters: Lubricate
- ◆ Exterior Lights: Check front and rear
- ◆ Exhaust System: Check for damage and links
- ◆ Sunroof Frame: Clean and lubricate
- ◆ CSC Roof: Check for damage and function; clean wind deflector and seals. (Eos)
- ◆ Rear Spoiler: Lubricate (New Beetle)
- ◆ Road Test: Check kick down, braking, steering, heating and ventilation, air conditioning, power accessories and electrical systems.
- ◆ Front Axle: Check dust seals on ball joints, tie rods; check tie rods
- ◆ Service Interval Display: Reset (where applicable)
- ◆ Water Separator: Drain (TDI)
- ◆ Fuel Filter: Replace (TDI)
- ◆ 12V Starter and Auxiliary Battery: Check (where applicable)
- ◆ Turbocharger: Lubricate servo motor rods (5.0L TDI)

8.1.9 Service at 70,000 miles

- ◆ Engine Oil: Change and replace filter
- ◆ Airbag System: Visual check every 12 months regardless of mileage (kilometers)
- ◆ Windshield Wiper and Headlight fluid: Check level; add if necessary
- ◆ Automatic Shift Lock: Check operation including park/neutral position switch
- ◆ Brake System: Check damage/leaks, fluid level
- ◆ Brake System: Check brake pad thickness
- ◆ Tires: Check tread depth and pressure; adjust if necessary.
- ◆ Wheels: Rotate
- ◆ Rear Spoiler: Lubricate (New Beetle)
- ◆ Service Interval Display: Reset (where applicable)
- ◆ Water Separator: Drain (TDI)



- ◆ 12V Starter and Auxiliary Battery: Check (where applicable)

8.1.10 Service at 80,000 miles

- ◆ Engine Oil: Change and replace filter
- ◆ Timing Belt: Check condition and replace if necessary (2.0L engine, Canada only)
- ◆ Ribbed Belt: Check condition and tension; adjust if necessary
- ◆ Spark Plugs: Replace (2.0L engine, Canada only) (2.5L, 3.2L engines only)
- ◆ Air Cleaner: Replace filter and clean housing (New Beetle, City Golf, City Jetta)
- ◆ Air Cleaner: Replace filter element, clean housing and snow filter (Touareg)
- ◆ Airbag System: Visual check every 12 months regardless of mileage (kilometers)
- ◆ Headlamps: Check and adjust if necessary
- ◆ Windshield Wiper and Headlight fluid: Check level; add if necessary
- ◆ Wiper Blades: Check
- ◆ Automatic Shift Lock: Check operation including park/neutral position switch
- ◆ Brake System: Check damage/leaks, fluid level
- ◆ Brake System: Check brake pad thickness
- ◆ Brake Fluid: Replace every 2 years regardless of mileage (kilometers) (New Beetle, City Golf, City Jetta) (where applicable)
- ◆ Brake Fluid: Replace every 3 years regardless of mileage (kilometers) (Touareg, Eos, Passat, Jetta, GTI, Rabbit) (where applicable)
- ◆ Battery: Check
- ◆ Second Battery: Check (Eos, where applicable)
- ◆ Second Battery: Check (5.0L TDI)
- ◆ Engine: Check for leaks
- ◆ Dust and Pollen Filter: Replace (All models) (where applicable)
- ◆ Cooling System: Check coolant level; add if necessary
- ◆ Automatic Transmission: Check for leaks
- ◆ Automatic Transmission: Check ATF
- ◆ Automatic Transmission Final Drive Oil: Check level and for leaks; add if necessary
- ◆ Manual Transmission: Check for leaks and level; add if necessary (where applicable)
- ◆ DSG Transmission: Change transmission fluid and filter (where applicable)
- ◆ Tires: Check tread depth and pressure; adjust if necessary.
- ◆ Tires/Spare: Check condition and pressure
- ◆ Wheels: Rotate
- ◆ Driveshaft: Check boots



- ◆ Engine On Board Diagnosis: Check DTC Memory; purge if necessary
- ◆ Door Arresters: Lubricate
- ◆ Exterior Lights: Check front and rear
- ◆ Exhaust System: Check for damage and links
- ◆ Sunroof Frame: Clean and lubricate
- ◆ CSC Sunroof: Clean and lubricate guide rails. (Eos)
- ◆ CSC Roof: Check for damage and function; clean wind deflector and seals. (Eos)
- ◆ Convertible Top: Check function and check roll-over protection with convertible top open (New Beetle Convertible)
- ◆ Rear Spoiler: Lubricate (New Beetle)
- ◆ Road Test: Check kick down, braking, steering, heating and ventilation, air conditioning, power accessories and electrical systems.
- ◆ Power Steering: Check fluid level
- ◆ Front Axle: Check dust seals on ball joints, tie rods; check tie rods
- ◆ Service Interval Display: Reset (where applicable)
- ◆ Underbody: Check for damage
- ◆ Water Separator: Drain (TDI)
- ◆ Fuel Filter: Replace (TDI)
- ◆ 12V Starter and Auxiliary Battery: Check (where applicable)
- ◆ Interior Lights and Power Outlets: Check
- ◆ Turbocharger: Lubricate servo motor rods (5.0L TDI)
- ◆ Air Suspension: Check for leaks and damage (Touareg)
- ◆ Haldex Clutch: Check fluid level (where applicable)
- ◆ Front Sunroof Drains (where applicable): Open Sunroof to check front water drains and clean if necessary.

8.1.11 Service at 90,000 miles

- ◆ Engine Oil: Change and replace filter
- ◆ Airbag System: Visual check every 12 months regardless of mileage (kilometers)
- ◆ Windshield Wiper and Headlight Fluid: Check level; add if necessary
- ◆ Automatic Shift Lock: Check operation including park/neutral position switch
- ◆ Brake System: Check damage/leaks, fluid level
- ◆ Brake System: Check brake pad thickness
- ◆ Tires: Check tread depth and pressure; adjust if necessary.
- ◆ Wheels: Rotate
- ◆ Rear Spoiler: Lubricate (New Beetle)
- ◆ Service Interval Display: Reset (where applicable)
- ◆ Water Separator: Drain (TDI)
- ◆ 12V Starter and Auxiliary Battery: Check (where applicable)



8.1.12 Service at 100,000 miles

- ◆ Engine Oil: Change and replace filter
- ◆ Timing Belt: Check condition and replace if necessary (2.0L engine, Canada only)
- ◆ Airbag system: Visual check every 12 months regardless of mileage (kilometers)
- ◆ Headlamps: Check and adjust if necessary
- ◆ Windshield Wiper and Headlight fluid: Check level; add if necessary
- ◆ Automatic Shift Lock: Check operation including park/neutral position switch
- ◆ Brake System: Check damage/leaks, fluid level
- ◆ Brake System: Check brake pad thickness
- ◆ Battery: Check
- ◆ Second Battery: Check (Eos, where applicable)
- ◆ Engine: Check for leaks
- ◆ Dust and Pollen Filter: Replace (New Beetle, City Golf, City Jetta) (where applicable)
- ◆ Cooling System: Check coolant level; add if necessary
- ◆ Automatic Transmission: Check for leaks
- ◆ Manual Transmission: Check for leaks and level; add if necessary (where applicable)
- ◆ Tires: Check tread depth and pressure; adjust if necessary.
- ◆ Tires/Spare: Check condition and pressure
- ◆ Wheels: Rotate
- ◆ Driveshaft: Check boots
- ◆ Engine On Board Diagnosis: Check DTC Memory; purge if necessary
- ◆ Door arresters: Lubricate
- ◆ Exterior Lights: Check front and rear
- ◆ Exhaust System: Check for damage and links
- ◆ Sunroof Frame: Clean and lubricate
- ◆ CSC Roof: Check for damage and function; clean wind deflector and seals. (Eos)
- ◆ Rear Spoiler: Lubricate (New Beetle)
- ◆ Road Test: Check kick down, braking, steering, heating and ventilation, air conditioning, power accessories and electrical systems.
- ◆ Front Axle: Check dust seals on ball joints, tie rods; check tie rods
- ◆ Service Interval Display: Reset (where applicable)
- ◆ Water Separator: Drain (TDI)
- ◆ Fuel Filter: Replace (TDI)
- ◆ 12V Starter and Auxiliary Battery: Check (where applicable)
- ◆ Turbocharger: Lubricate servo motor rods (5.0L TDI)



8.1.13 Service at 110,000 miles

- ◆ Engine Oil: Change and replace filter
- ◆ Timing Belt and Tensioning Roller: Replace (2.0T FSI engine)
- ◆ Airbag System: Visual check every 12 months regardless of mileage (kilometers)
- ◆ Windshield Wiper and Headlight Fluid: Check level; add if necessary
- ◆ Automatic Shift Lock: Check operation including park/neutral position switch
- ◆ Brake System: Check damage/leaks, fluid level
- ◆ Brake System: Check brake pad thickness
- ◆ Tires: Check tread depth and pressure; adjust if necessary.
- ◆ Wheels: Rotate
- ◆ Rear Spoiler: Lubricate (New Beetle)
- ◆ Service Interval Display: Reset (where applicable)
- ◆ Water Separator: Drain (TDI)
- ◆ 12V Starter and Auxiliary Battery: Check (where applicable)

8.1.14 Service at 120,000 miles

- ◆ Engine Oil: Change and replace filter
- ◆ Timing Belt: Check condition and replace if necessary (2.0L engine, Canada only)
- ◆ Ribbed Belt: Check condition and tension; adjust if necessary
- ◆ Spark Plugs: Replace (2.0L engine, Canada only) (2.5L, 3.2L engines only)
- ◆ Spark Plugs: Replace (2.0T FSI, 3.6L FSI and 4.2L FSI engines only)
- ◆ Spark Plugs: Replace (All models)
- ◆ Air Cleaner: Replace filter element, clean housing (all models except Touareg)
- ◆ Airbag System: Visual check every 12 months regardless of mileage (kilometers)
- ◆ Headlamps: Check and adjust if necessary
- ◆ Windshield Wiper and Headlight fluid: Check level; add if necessary
- ◆ Wiper Blades: Check
- ◆ Automatic Shift Lock: Check operation including park/neutral position switch
- ◆ Brake System: Check damage/leaks, fluid level
- ◆ Brake System- Check brake pad thickness
- ◆ Brake Fluid: Replace every 2 years regardless of mileage (kilometers) (New Beetle, City Golf, City Jetta) (where applicable)
- ◆ Brake Fluid: Replace every 3 years regardless of mileage (kilometers) (Touareg, Eos, Passat, Jetta, GTI, Rabbit) (where applicable)
- ◆ Battery: Check



- ◆ Second Battery: Check (Eos, where applicable)
- ◆ Second Battery: Check (5.0L TDI)
- ◆ Engine: Check for leaks
- ◆ Dust and Pollen Filter: Replace (All models) (where applicable)
- ◆ Cooling System: Check coolant level; add if necessary
- ◆ Automatic Transmission: Check for leaks
- ◆ Automatic Transmission: Check ATF
- ◆ Automatic Transmission Final Drive Oil: Check level and for leaks; add if necessary
- ◆ Manual Transmission: Check for leaks and level; add if necessary (where applicable)
- ◆ DSG Transmission: Change transmission fluid and filter (where applicable)
- ◆ Tires: Check tread depth and pressure; adjust if necessary.
- ◆ Tires/Spare: Check condition and pressure
- ◆ Wheels: Rotate
- ◆ Driveshaft: Check boots
- ◆ Engine On Board Diagnosis: Check DTC Memory; purge if necessary
- ◆ Door Arresters: Lubricate
- ◆ Exterior Lights: Check front and rear
- ◆ Exhaust System: Check for damage and links
- ◆ Sunroof Frame: Clean and lubricate
- ◆ CSC Sunroof: Clean and lubricate guide rails. (Eos)
- ◆ CSC Roof: Check for damage and function; clean wind deflector and seals. (Eos)
- ◆ Convertible Top: Check function and check roll-over protection with convertible top open (New Beetle Convertible)
- ◆ Rear Spoiler: Lubricate (New Beetle)
- ◆ Road Test: Check kick down, braking, steering, heating and ventilation, air conditioning, power accessories and electrical systems.
- ◆ Power Steering: Check fluid level
- ◆ Front Axle: Check dust seals on ball joints, tie rods; check tie rods
- ◆ Service Interval Display: Reset (where applicable)
- ◆ Underbody: Check for damage
- ◆ Water Separator: Drain (TDI)
- ◆ Fuel Filter: Replace (TDI)
- ◆ 12V Starter and Auxiliary Battery: Check (where applicable)
- ◆ Interior Lights and Power Outlets: Check
- ◆ Turbocharger: Lubricate servo motor rods (5.0L TDI)
- ◆ Diesel Particle Filter: Replace (5.0L TDI)
- ◆ Air Suspension: Check for leaks and damage (Touareg)



- ◆ Haldex Clutch: Check fluid level (where applicable)
- ◆ Front Sunroof Drains (where applicable): Open Sunroof to check front water drains and clean if necessary.

8.2 MY 2008 Maintenance Intervals - Canada

⇒ ["8.2.1 Time-Dependent Maintenance Items", page 245](#)

⇒ ["8.2.2 Service at 8,000 kilometers", page 245](#)

⇒ ["8.2.3 Service at 16,000 kilometers", page 245](#)

⇒ ["8.2.4 Service at 32,000 kilometers", page 246](#)

⇒ ["8.2.5 Service at 48,000 kilometers", page 247](#)

⇒ ["8.2.6 Service at 64,000 kilometers", page 247](#)

⇒ ["8.2.7 Service at 80,000 kilometers", page 249](#)

⇒ ["8.2.8 Service at 96,000 kilometers", page 249](#)

⇒ ["8.2.9 Service at 112,000 kilometers", page 250](#)

⇒ ["8.2.10 Service at 128,000 kilometers", page 251](#)

⇒ ["8.2.11 Service at 144,000 kilometers", page 252](#)

⇒ ["8.2.12 Service at 160,000 kilometers", page 252](#)

⇒ ["8.2.13 Service at 176,000 kilometers", page 253](#)

⇒ ["8.2.14 Service at 180,000 kilometers", page 254](#)

8.2.1 Time-Dependent Maintenance Items

Every 1 year

Perform visual check of airbag system.

Every 2 years

- ◆ Dust and pollen filter: Replace (if applicable) (for vehicles driven less than 64,000 Km in 2 years)
- ◆ Check latch for convertible roof (if applicable)
- ◆ Brake fluid: Replace

Every 4 years regardless of kilometers driven

- ◆ Tire filler bottle in the tire mobility set: Replace (observe expiration date)

Every 6 years regardless of kilometers driven

- ◆ Air filter element: Replace and clean housing (for vehicles driven less than 96,000 Km in 6 years)
- ◆ Tire pressure sensors: Replace (where applicable)

8.2.2 Service at 8,000 kilometers

- ◆ Engine Oil: Change and replace filter
- ◆ Brake System: Check for damage, leaks and fluid level
- ◆ Brake System: Check brake pad thickness
- ◆ Service Interval Display: Reset (where applicable)
- ◆ Water Separator: Drain (TDI)

8.2.3 Service at 16,000 kilometers

- ◆ Engine Oil: Change and replace filter



- ◆ Airbag System: Visual check every 12 months regardless of mileage (kilometers)
- ◆ Windshield Wiper and Headlight Fluid: Check level; add if necessary
- ◆ Automatic Shift Lock: Check operation including park/neutral position switch
- ◆ Brake System: Check damage/leaks, fluid level
- ◆ Brake System: Check brake pad thickness
- ◆ Tires: Check tread depth and pressure; adjust if necessary.
- ◆ Wheels: Rotate
- ◆ Rear Spoiler: Lubricate (New Beetle)
- ◆ Service Interval Display: Reset (where applicable)
- ◆ Service Interval Display: Adapt (for 10,000 mile/16,000 Km service interval only) (where applicable)
- ◆ Water Separator: Drain (TDI)
- ◆ 12V Starter and Auxiliary Battery: Check (where applicable)

8.2.4 Service at 32,000 kilometers

- ◆ Engine Oil: Change and replace filter
- ◆ Airbag System: Visual check every 12 months regardless of mileage (kilometers)
- ◆ Headlamps: Check and adjust if necessary
- ◆ Windshield Wiper and Headlight fluid: Check level; add if necessary
- ◆ Automatic Shift Lock: Check operation including park/neutral position switch
- ◆ Brake System: Check damage/leaks, fluid level
- ◆ Brake System: Check brake pad thickness
- ◆ Battery: Check
- ◆ Second Battery: Check (Eos, where applicable)
- ◆ Engine: Check for leaks
- ◆ Dust and Pollen Filter: Replace (New Beetle, City Golf, City Jetta) (where applicable)
- ◆ Cooling System: Check coolant level; add if necessary
- ◆ Automatic Transmission: Check for leaks
- ◆ Manual Transmission: Check for leaks and level; add if necessary (where applicable)
- ◆ Tires: Check tread depth and pressure; adjust if necessary.
- ◆ Tires/Spare: Check condition and pressure
- ◆ Wheels: Rotate
- ◆ Driveshaft: Check boots
- ◆ Engine On Board Diagnosis: Check DTC Memory; purge if necessary
- ◆ Door arresters: Lubricate
- ◆ Exterior Lights: Check front and rear
- ◆ Exhaust System: Check for damage and links



- ◆ Sunroof Frame: Clean and lubricate
- ◆ CSC Roof: Check for damage and function; clean wind deflector and seals. (Eos)
- ◆ Rear Spoiler: Lubricate (New Beetle)
- ◆ Road Test: Check kick down, braking, steering, heating and ventilation, air conditioning, power accessories and electrical systems.
- ◆ Front Axle: Check dust seals on ball joints, tie rods; check tie rods
- ◆ Service Interval Display: Reset (where applicable)
- ◆ Water Separator: Drain (TDI)
- ◆ Fuel Filter: Replace (TDI)
- ◆ 12V Starter and Auxiliary Battery: Check (where applicable)
- ◆ Turbocharger: Lubricate servo motor rods (5.0L TDI)

8.2.5 Service at 48,000 kilometers

- ◆ Engine Oil: Change and replace filter
- ◆ Airbag System: Visual check every 12 months regardless of mileage (kilometers)
- ◆ Windshield Wiper and Headlight Fluid: Check level; add if necessary
- ◆ Automatic Shift Lock: Check operation including park/neutral position switch
- ◆ Brake System: Check damage/leaks, fluid level
- ◆ Brake System: Check brake pad thickness
- ◆ Tires: Check tread depth and pressure; adjust if necessary.
- ◆ Wheels: Rotate
- ◆ Rear Spoiler: Lubricate (New Beetle)
- ◆ Service Interval Display: Reset (where applicable)
- ◆ Water Separator: Drain (TDI)
- ◆ 12V Starter and Auxiliary Battery: Check (where applicable)

8.2.6 Service at 64,000 kilometers

- ◆ Engine Oil: Change and replace filter
- ◆ Ribbed Belt: Check condition and tension; adjust if necessary
- ◆ Spark Plugs: Replace (2.0L engine, Canada only) (2.5L, 3.2L engines only)
- ◆ Air Cleaner: Replace filter and clean housing (New Beetle, City Golf, City Jetta)
- ◆ Airbag System: Visual check every 12 months regardless of mileage (kilometers)
- ◆ Headlamps: Check and adjust if necessary
- ◆ Windshield Wiper and Headlight fluid: Check level; add if necessary
- ◆ Wiper Blades: Check
- ◆ Automatic Shift Lock: Check operation including park/neutral position switch



- ◆ Brake System: Check damage/leaks, fluid level
- ◆ Brake System: Check brake pad thickness
- ◆ Brake Fluid: Replace every 2 years regardless of mileage (kilometers) (New Beetle, City Golf, City Jetta) (where applicable)
- ◆ Brake Fluid: Replace every 3 years regardless of mileage (kilometers) (Touareg, Eos, Passat, Jetta, GTI, Rabbit) (where applicable)
- ◆ Battery: Check
- ◆ Second Battery: Check (Eos, where applicable)
- ◆ Second Battery: Check (5.0L TDI)
- ◆ Engine: Check for leaks
- ◆ Dust and Pollen Filter: Replace (All models) (where applicable)
- ◆ Cooling System: Check coolant level; add if necessary
- ◆ Automatic Transmission: Check for leaks
- ◆ Automatic Transmission: Check ATF
- ◆ Automatic Transmission Final Drive Oil: Check level and for leaks; add if necessary
- ◆ Manual Transmission: check for leaks and level; add if necessary (where applicable)
- ◆ DSG Transmission: Change transmission fluid and filter (where applicable)
- ◆ Tires: Check tread depth and pressure; adjust if necessary.
- ◆ Tires/Spare: Check condition and pressure
- ◆ Wheels: Rotate
- ◆ Driveshaft: Check boots
- ◆ Engine On Board Diagnosis: Check DTC Memory; purge if necessary
- ◆ Door Arresters: Lubricate
- ◆ Exterior Lights: Check front and rear
- ◆ Exhaust System: Check for damage and links
- ◆ Sunroof Frame: Clean and lubricate
- ◆ CSC Sunroof: Clean and lubricate guide rails. (Eos)
- ◆ CSC Roof: Check for damage and function; clean wind deflector and seals. (Eos)
- ◆ Convertible Top: Check function and check roll-over protection with convertible top open (New Beetle Convertible)
- ◆ Rear Spoiler: Lubricate (New Beetle)
- ◆ Road Test: Check kick down, braking, steering, heating and ventilation, air conditioning, power accessories and electrical systems.
- ◆ Power Steering: check fluid level
- ◆ Front Axle: Check dust seals on ball joints, tie rods; check tie rods
- ◆ Service Interval Display: Reset (where applicable)
- ◆ Underbody: Check for damage



- ◆ Water Separator: Drain (TDI)
- ◆ Fuel Filter: Replace (TDI)
- ◆ 12V Starter and Auxiliary Battery: Check (where applicable)
- ◆ Interior Lights and Power Outlets: Check
- ◆ Turbocharger: Lubricate servo motor rods (5.0L TDI)
- ◆ Air Suspension: Check for leaks and damage (Touareg)
- ◆ Haldex Clutch: Check fluid level (where applicable)

8.2.7 Service at 80,000 kilometers

- ◆ Engine Oil: Change and replace filter
- ◆ Airbag System: Visual check every 12 months regardless of mileage (kilometers)
- ◆ Windshield Wiper and Headlight Fluid: Check level; add if necessary
- ◆ Automatic Shift Lock: Check operation including park/neutral position switch
- ◆ Brake System: Check damage/leaks, fluid level
- ◆ Brake System: Check brake pad thickness
- ◆ Tires: Check tread depth and pressure; adjust if necessary.
- ◆ Wheels: Rotate
- ◆ Rear Spoiler: Lubricate (New Beetle)
- ◆ Service Interval Display: Reset (where applicable)
- ◆ Water Separator: Drain (TDI)
- ◆ 12V Starter and Auxiliary Battery: Check (where applicable)

8.2.8 Service at 96,000 kilometers

- ◆ Engine Oil: Change and replace filter
- ◆ Timing Belt: Check condition and replace if necessary (2.0L engine, Canada only)
- ◆ Spark Plugs: Replace (2.0T FSI, 3.6L FSI and 4.2L FSI engines only)
- ◆ Air Cleaner: Replace filter and clean housing (Eos, Passat, GTI, Jetta, Rabbit)
- ◆ Airbag System: Visual check every 12 months regardless of mileage (kilometers)
- ◆ Headlamps: Check and adjust if necessary
- ◆ Windshield Wiper and Headlight Fluid: Check level; add if necessary
- ◆ Automatic Shift Lock: Check operation including park/neutral position switch
- ◆ Brake System: Check damage/leaks, fluid level
- ◆ Brake System: Check brake pad thickness
- ◆ Battery: Check
- ◆ Second Battery: Check (Eos, where applicable)
- ◆ Engine: Check for leaks
- ◆ Dust and Pollen Filter: Replace (New Beetle, City Golf, City Jetta) (where applicable)



- ◆ Cooling System: Check coolant level; add if necessary
- ◆ Automatic Transmission: Check for leaks
- ◆ Manual Transmission- check for leaks and level; add if necessary (where applicable)
- ◆ Tires: Check tread depth and pressure; adjust if necessary.
- ◆ Tires/Spare: Check condition and pressure
- ◆ Wheels: Rotate
- ◆ Driveshaft: Check boots
- ◆ Engine On Board Diagnosis: Check DTC Memory; purge if necessary
- ◆ Door Arresters: Lubricate
- ◆ Exterior Lights: Check front and rear
- ◆ Exhaust System: Check for damage and links
- ◆ Sunroof Frame: Clean and lubricate
- ◆ CSC Roof: Check for damage and function; clean wind deflector and seals. (Eos)
- ◆ Rear Spoiler: Lubricate (New Beetle)
- ◆ Road Test: Check kick down, braking, steering, heating and ventilation, air conditioning, power accessories and electrical systems.
- ◆ Front Axle: Check dust seals on ball joints, tie rods; check tie rods
- ◆ Service Interval Display: Reset (where applicable)
- ◆ Water Separator: Drain (TDI)
- ◆ Fuel Filter: Replace (TDI)
- ◆ 12V Starter and Auxiliary Battery: Check (where applicable)
- ◆ Turbocharger: Lubricate servo motor rods (5.0L TDI)

8.2.9 Service at 112,000 kilometers

- ◆ Engine Oil: Change and replace filter
- ◆ Airbag System: Visual check every 12 months regardless of mileage (kilometers)
- ◆ Windshield Wiper and Headlight Fluid: Check level; add if necessary
- ◆ Automatic Shift Lock: Check operation including park/neutral position switch
- ◆ Brake System: Check damage/leaks, fluid level
- ◆ Brake System: Check brake pad thickness
- ◆ Tires: Check tread depth and pressure; adjust if necessary.
- ◆ Wheels: Rotate
- ◆ Rear Spoiler: Lubricate (New Beetle)
- ◆ Service Interval Display: Reset (where applicable)
- ◆ Water Separator: Drain (TDI)
- ◆ 12V Starter and Auxiliary Battery: Check (where applicable)



8.2.10 Service at 128,000 kilometers

- ◆ Engine Oil: Change and replace filter
- ◆ Timing Belt: Check condition and replace if necessary (2.0L engine, Canada only)
- ◆ Ribbed Belt: Check condition and tension; adjust if necessary
- ◆ Spark Plugs: Replace (2.0L engine, Canada only) (2.5L, 3.2L engines only)
- ◆ Air Cleaner: Replace filter and clean housing (New Beetle, City Golf, City Jetta)
- ◆ Air Cleaner: Replace filter element, clean housing and snow filter (Touareg)
- ◆ Airbag System: Visual check every 12 months regardless of mileage (kilometers)
- ◆ Headlamps: Check and adjust if necessary
- ◆ Windshield Wiper and Headlight fluid: Check level; add if necessary
- ◆ Wiper Blades: Check
- ◆ Automatic Shift Lock: Check operation including park/neutral position switch
- ◆ Brake System: Check damage/leaks, fluid level
- ◆ Brake System- Check brake pad thickness
- ◆ Brake Fluid: Replace every 2 years regardless of kilometers (New Beetle, City Golf, City Jetta) (where applicable)
- ◆ Brake Fluid: Replace every 3 years regardless of kilometers (Touareg, Eos, Passat, Jetta, GTI, Rabbit) (where applicable)
- ◆ Battery: Check
- ◆ Second Battery: Check (Eos, where applicable)
- ◆ Second Battery: Check (5.0L TDI)
- ◆ Engine: Check for leaks
- ◆ Dust and Pollen Filter: Replace (All models) (where applicable)
- ◆ Cooling System: Check coolant level; add if necessary
- ◆ Automatic Transmission: Check for leaks
- ◆ Automatic Transmission: Check ATF
- ◆ Automatic Transmission Final Drive Oil: Check level and for leaks; add if necessary
- ◆ Manual Transmission: Check for leaks and level; add if necessary (where applicable)
- ◆ DSG Transmission: Change transmission fluid and filter (where applicable)
- ◆ Tires: Check tread depth and pressure; adjust if necessary.
- ◆ Tires/Spare: Check condition and pressure
- ◆ Wheels: Rotate
- ◆ Driveshaft: Check boots
- ◆ Engine On Board Diagnosis: Check DTC Memory; purge if necessary



- ◆ Door Arresters: Lubricate
- ◆ Exterior Lights: Check front and rear
- ◆ Exhaust System: Check for damage and links
- ◆ Sunroof Frame: Clean and lubricate
- ◆ CSC Sunroof: Clean and lubricate guide rails. (Eos)
- ◆ CSC Roof: Check for damage and function; clean wind deflector and seals. (Eos)
- ◆ Convertible Top: Check function and check roll-over protection with convertible top open (New Beetle Convertible)
- ◆ Rear Spoiler: Lubricate (New Beetle)
- ◆ Road Test: Check kick down, braking, steering, heating and ventilation, air conditioning, power accessories and electrical systems.
- ◆ Power Steering: Check fluid level
- ◆ Front Axle: Check dust seals on ball joints, tie rods; check tie rods
- ◆ Service Interval Display: Reset (where applicable)
- ◆ Underbody: Check for damage
- ◆ Water Separator: Drain (TDI)
- ◆ Fuel Filter: Replace (TDI)
- ◆ 12V Starter and Auxiliary Battery: Check (where applicable)
- ◆ Interior Lights and Power Outlets: check
- ◆ Turbocharger: Lubricate servo motor rods (5.0L TDI)
- ◆ Air Suspension: Check for leaks and damage (Touareg)
- ◆ Haldex Clutch: Check fluid level (where applicable)

8.2.11 Service at 144,000 kilometers

- ◆ Engine Oil: Change and replace filter
- ◆ Airbag System: Visual check every 12 months regardless of mileage (kilometers)
- ◆ Windshield Wiper and Headlight fluid: Check level; add if necessary
- ◆ Automatic Shift Lock: Check operation including park/neutral position switch
- ◆ Brake System: Check damage/leaks, fluid level
- ◆ Brake System: Check brake pad thickness
- ◆ Tires: Check tread depth and pressure; adjust if necessary.
- ◆ Wheels: Rotate
- ◆ Rear Spoiler: Lubricate (New Beetle)
- ◆ Service Interval Display: Reset (where applicable)
- ◆ Water Separator: Drain (TDI)
- ◆ 12V Starter and Auxiliary Battery: Check (where applicable)

8.2.12 Service at 160,000 kilometers

- ◆ Engine Oil: Change and replace filter



- ◆ Timing Belt: Check condition and replace if necessary (2.0L engine, Canada only)
- ◆ Airbag system: Visual check every 12 months regardless of mileage (kilometers)
- ◆ Headlamps: Check and adjust if necessary
- ◆ Windshield Wiper and Headlight Fluid: Check level; add if necessary
- ◆ Automatic Shift Lock: Check operation including park/neutral position switch
- ◆ Brake System: Check damage/leaks, fluid level
- ◆ Brake System: Check brake pad thickness
- ◆ Battery: Check
- ◆ Second Battery: Check (Eos, where applicable)
- ◆ Engine: Check for leaks
- ◆ Dust and Pollen Filter: Replace (New Beetle, City Golf, City Jetta) (where applicable)
- ◆ Cooling System: Check coolant level; add if necessary
- ◆ Automatic Transmission: Check for leaks
- ◆ Manual Transmission: check for leaks and level; add if necessary (where applicable)
- ◆ Tires: Check tread depth and pressure; adjust if necessary.
- ◆ Tires/Spare: Check condition and pressure
- ◆ Wheels: Rotate
- ◆ Driveshaft: Check boots
- ◆ Engine On Board Diagnosis: Check DTC Memory; purge if necessary
- ◆ Door Arresters: Lubricate
- ◆ Exterior Lights: Check front and rear
- ◆ Exhaust System: Check for damage and links
- ◆ Sunroof Frame: Clean and lubricate
- ◆ CSC Roof: Check for damage and function; clean wind deflector and seals. (Eos)
- ◆ Rear Spoiler: Lubricate (New Beetle)
- ◆ Road Test: Check kick down, braking, steering, heating and ventilation, air conditioning, power accessories and electrical systems
- ◆ Front Axle: Check dust seals on ball joints, tie rods; check tie rods
- ◆ Service Interval Display: Reset (where applicable)
- ◆ Water Separator: Drain (TDI)
- ◆ Fuel Filter: Replace (TDI)
- ◆ 12V Starter and Auxiliary Battery: Check (where applicable)
- ◆ Turbocharger: Lubricate servo motor rods (5.0L TDI)

8.2.13 Service at 176,000 kilometers

- ◆ Engine Oil: Change and replace filter



- ◆ Timing Belt and Tensioning Roller: Replace (2.0T FSI engine)
- ◆ Airbag System: Visual check every 12 months regardless of kilometers
- ◆ Windshield Wiper and Headlight fluid: Check level; add if necessary
- ◆ Automatic Shift Lock: Check operation including park/neutral position switch
- ◆ Brake System: Check damage/leaks, fluid level
- ◆ Brake System: Check brake pad thickness
- ◆ Tires: Check tread depth and pressure; adjust if necessary.
- ◆ Wheels: Rotate
- ◆ Rear Spoiler: Lubricate (New Beetle)
- ◆ Service Interval Display: Reset (where applicable)
- ◆ Water Separator: Drain (TDI)
- ◆ 12V Starter and Auxiliary Battery: Check (where applicable)

8.2.14 Service at 180,000 kilometers

- ◆ Engine Oil: Change and replace filter
- ◆ Timing Belt: Check condition and replace if necessary (2.0L engine, Canada only)
- ◆ Ribbed Belt: Check condition and tension; adjust if necessary
- ◆ Spark Plugs: Replace (2.0L engine, Canada only) (2.5L, 3.2L engines only)
- ◆ Spark Plugs: Replace (2.0T FSI, 3.6L FSI and 4.2L FSI engines only)
- ◆ Spark Plugs: Replace (All models)
- ◆ Air Cleaner: Replace filter element, clean housing (all models except Touareg)
- ◆ Airbag System: Visual check every 12 months regardless of mileage (kilometers)
- ◆ Headlamps: Check and adjust if necessary
- ◆ Windshield Wiper and Headlight fluid: Check level; add if necessary
- ◆ Wiper Blades: Check
- ◆ Automatic Shift Lock: Check operation including park/neutral position switch
- ◆ Brake System: Check damage/leaks, fluid level
- ◆ Brake System: Check brake pad thickness
- ◆ Brake Fluid: Replace every 2 years regardless of mileage (kilometers) (New Beetle, City Golf, City Jetta) (where applicable)
- ◆ Brake Fluid: Replace every 3 years regardless of mileage (kilometers) (Touareg, Eos, Passat, Jetta, GTI, Rabbit) (where applicable)
- ◆ Battery: Check
- ◆ Second Battery: Check (Eos, where applicable)
- ◆ Second Battery: Check (5.0L TDI)



- ◆ Engine: Check for leaks
- ◆ Dust and Pollen Filter: Replace (All models) (where applicable)
- ◆ Cooling System: Check coolant level; add if necessary
- ◆ Automatic Transmission: Check for leaks
- ◆ Automatic Transmission: Check ATF
- ◆ Automatic Transmission Final Drive Oil: Check level and for leaks; add if necessary
- ◆ Manual Transmission: Check for leaks and level; add if necessary (where applicable)
- ◆ DSG Transmission: Change transmission fluid and filter (where applicable)
- ◆ Tires: Check tread depth and pressure; adjust if necessary.
- ◆ Tires/Spare: Check condition and pressure
- ◆ Wheels: Rotate
- ◆ Driveshaft: Check boots
- ◆ Engine On Board Diagnosis: Check DTC Memory; purge if necessary
- ◆ Door Arresters: Lubricate
- ◆ Exterior Lights: Check front and rear
- ◆ Exhaust System: Check for damage and links
- ◆ Sunroof Frame: Clean and lubricate
- ◆ CSC Sunroof: Clean and lubricate guide rails. (Eos)
- ◆ CSC Roof: Check for damage and function; clean wind deflector and seals. (Eos)
- ◆ Convertible Top: Check function and check roll-over protection with convertible top open (New Beetle Convertible)
- ◆ Rear Spoiler: Lubricate (New Beetle)
- ◆ Road Test: Check kick down, braking, steering, heating and ventilation, air conditioning, power accessories and electrical systems.
- ◆ Power Steering: Check fluid level
- ◆ Front Axle: Check dust seals on ball joints, tie rods, check tie rods
- ◆ Service Interval Display: Reset (where applicable)
- ◆ Underbody: Check for damage
- ◆ Water Separator: Drain (TDI)
- ◆ Fuel Filter: Replace (TDI)
- ◆ 12V Starter and Auxiliary Battery: Check (where applicable)
- ◆ Interior Lights and Power Outlets: Check
- ◆ Turbocharger: Lubricate servo motor rods (5.0L TDI)
- ◆ Diesel Particle Filter: Replace (5.0L TDI)
- ◆ Air Suspension: Check for leaks and damage (Touareg)
- ◆ Haldex Clutch: Check fluid level (where applicable)



9 MY 2007 Maintenance Intervals

⇒ ["9.1 MY 2007 Maintenance Intervals - USA", page 256](#)

⇒ ["9.2 MY 2007 Maintenance Intervals - Canada", page 266](#)

9.1 MY 2007 Maintenance Intervals - USA

⇒ ["9.1.1 Time-Dependent Maintenance Items", page 256](#)

⇒ ["9.1.2 Service at 5,000 miles", page 257](#)

⇒ ["9.1.3 Service at 10,000 miles", page 257](#)

⇒ ["9.1.4 Service at 20,000 miles", page 257](#)

⇒ ["9.1.5 Service at 30,000 miles", page 258](#)

⇒ ["9.1.6 Service at 40,000 miles", page 258](#)

⇒ ["9.1.7 Service at 50,000 miles", page 259](#)

⇒ ["9.1.8 Service at 60,000 miles", page 260](#)

⇒ ["9.1.9 Service at 70,000 miles", page 261](#)

⇒ ["9.1.10 Service at 80,000 miles", page 261](#)

⇒ ["9.1.11 Service at 90,000 miles", page 262](#)

⇒ ["9.1.12 Service at 100,000 miles", page 263](#)

⇒ ["9.1.13 Service at 110,000 miles", page 264](#)

⇒ ["9.1.14 Service at 120,000 miles", page 264](#)

9.1.1 Time-Dependent Maintenance Items

Every 1 year

Perform visual check of airbag system.

Every 2 years

- ◆ Dust and pollen filter: Replace (if applicable)
- ◆ Check function of convertible top and check roll-over protection with convertible top open. (if applicable)
- ◆ Brake fluid: Replace
- ◆ Front Sunroof Drains (where applicable): Open Sunroof to check front water drains and clean if necessary.

Every 4 years regardless of miles driven

- ◆ Air filter element: Replace and clean housing (New Beetle only)
- ◆ Tire filler bottle in the tire mobility set: Replace (observe expiration date)
- ◆ Spark Plugs: Replace (for vehicles driven less than 40,000 miles in 4 years)

Every 6 years regardless of miles driven

- ◆ Air filter element: Replace and clean housing (for vehicles driven less than 60,000 miles in 6 years)
- ◆ Tire pressure sensors: Replace (where applicable)
- ◆ Spark Plugs: Replace (2.0L TFSI, 3.6L FSI only) (for vehicles driven less than 60,000 miles in 6 years)



9.1.2 Service at 5,000 miles

- ◆ Brake System: Check for leaks/damage, brake pad thickness and brake fluid level
- ◆ Engine: Change engine oil and oil filter
- ◆ Service Interval Display: Reset and Adapt if necessary
- ◆ Water Separator: Drain (TDI Engines only)

9.1.3 Service at 10,000 miles

- ◆ Automatic Shift Lock: Check operation including park/neutral position switch
- ◆ Brake System: Check for leaks/damage, brake pad thickness and brake fluid level
- ◆ Engine: Change engine oil and oil filter
- ◆ Rear Spoiler: Lubricate (New Beetle only)
- ◆ Service Interval Display: Reset and Adapt if necessary
- ◆ Tires: Check condition, tread depth and adjust pressure if needed (including spare)
- ◆ Water Separator: Drain (TDI Engines only)
- ◆ Wheels: Rotate front to rear
- ◆ Windshield Washer Fluid: Check level and add if needed

9.1.4 Service at 20,000 miles

- ◆ Automatic Shift Lock: Check operation including park/neutral position switch
- ◆ Battery: Check
- ◆ Brake System: Check for leaks/damage, brake pad thickness and brake fluid level
- ◆ Cooling System: Check coolant level and add if needed
- ◆ Door Arresters: Lubricate
- ◆ Dust and Pollen Filter: Replace (2.0L only)
- ◆ Drive Shafts: Check boots
- ◆ Engine: Change engine oil and oil filter
- ◆ Engine: Check for leaks
- ◆ Exhaust System: Check for damage and leaks
- ◆ Front Axle: Check dust seals on ball joints and Tie Rod Ends: Check tie rods
- ◆ Fuel Filter: Replace (TDI Engines Only)
- ◆ Headlamps: Check and adjust if needed
- ◆ On-Board Diagnostic System: Check fault memory and erase if necessary
- ◆ Power Steering: Check fluid level (1.9L TDI,
- ◆ Road Test: Check kickdown, braking, steering, heating and ventilation, air conditioning, power accessories and electrical systems
- ◆ Rear Spoiler: Lubricate (New Beetle Only)
- ◆ Service Interval Display: Reset and Adapt if necessary



- ◆ Sunroof Frame: Clean and lubricate
- ◆ Tires: Check condition, tread depth and adjust pressure if needed (including spare)
- ◆ Transmission: Automatic: Check for leaks
- ◆ Transmission: Automatic: Check ATF and final drive (1.9L TDI only)
- ◆ Transmission: Manual: Check oil level: add if needed: Check for leaks
- ◆ Turbocharger: Lubricate Servomotor Rods (5.0L V10 TDI Only)
- ◆ Underbody: Check for damage
- ◆ V-Belt / Ribbed belt: Check and adjust if needed (1.9L TDI)
- ◆ Water Separator: Drain (TDI Engines Only)
- ◆ Wheels: Rotate front to rear
- ◆ Windshield Washer Fluid: Check level: add if needed

9.1.5 Service at 30,000 miles

- ◆ Automatic Shift Lock: Check operation including park/neutral position switch
- ◆ Brake System: Check for leaks/damage, brake pad thickness, and brake fluid level
- ◆ Engine: Change engine oil and oil filter
- ◆ Rear Spoiler: Lubricate (New Beetle Only)
- ◆ Service Interval Display: Reset and Adapt if necessary
- ◆ Tires: Check condition, tread depth and adjust pressure if needed (including spare)
- ◆ Water Separator: Drain (TDI Engines Only)
- ◆ Wheels: Rotate front to rear
- ◆ Windshield Washer Fluid: Check level and add if needed

9.1.6 Service at 40,000 miles

- ◆ Air Cleaner: Replace filter and Clean Housing
- ◆ Air Suspension: Check for damage or leaks (Touareg, 4.2L FSI only)
- ◆ Automatic Shift Lock: Check operation including park/neutral position switch
- ◆ Battery: Check
- ◆ Battery: Check Second Battery (5.0L V10 TDI Only)
- ◆ Brake System: Check for leaks/damage, brake pad thickness and brake fluid level
- ◆ Convertible Top: Check function and rollover protection
- ◆ Cooling System: Check coolant level and add if needed
- ◆ Door Arresters: Lubricate
- ◆ Dust and Pollen Filter: Replace (1.9L TDI, 2.0L TFSI, 2.0L, 2.5L, 3.2L, 3.6L FSI, 4.2L FSI)
- ◆ Drive Shafts: Check boots
- ◆ Engine: Change engine oil and oil filter



- ◆ Engine: Check for leaks
- ◆ Exhaust System: Check for damage and leaks
- ◆ Front Axle: Check dust seals on ball joints and Tie Rod Ends: Check tie rods
- ◆ Fuel Filter: Replace (TDI Engines Only)
- ◆ Haldex Clutch: Change Fluid (where applicable), (3.6L FSI only)
- ◆ Headlamps: Check and adjust if needed
- ◆ Interior/Exterior Lamps: Check function
- ◆ On-Board Diagnostic System: Check fault memory and erase if necessary
- ◆ Power Steering: Check fluid level (2.0L, 2.0L TFSI, 2.5L, 3.2L, 3.6L FSI, 1.9L TDI)
- ◆ Road Test: Check kickdown, braking, steering, heating and ventilation, air conditioning, power accessories and electrical systems
- ◆ Rear Spoiler: Lubricate (New Beetle Only)
- ◆ Retractable hard Top (CSC roof): Check function and for damage
- ◆ Service Interval Display: Reset and Adapt if necessary
- ◆ Spark Plugs: Replace (2.0L, 2.5L, 3.2L)
- ◆ Sunroof Frame: Clean and lubricate
- ◆ Tires: Check condition, tread depth and adjust pressure if needed (including spare)
- ◆ Transmission: Automatic: Check for leaks
- ◆ Transmission: Automatic: Check ATF and final drive (2.0L, 2.0L TFSI, 2.5L, 3.2L, 3.6L FSI, 4.2L FSI, 1.9L TDI, 5.0L V10 TDI Only)
- ◆ Transmission: Direct Shift (DSG): Change fluid and filter (2.0L TFSI, 2.5L, 3.2L only)
- ◆ Transmission: Manual: Check oil level: add if needed: Check for leaks
- ◆ Turbocharger: Lubricate Servomotor Rods (5.0L V10 TDI Only)
- ◆ Underbody: Check for damage
- ◆ V-Belt / Ribbed belt: Check and adjust if needed (2.0L, 2.0L TFSI, 2.5L, 3.2L, 3.6L FSI, 4.2L FSI, 1.9L TDI 5.0L V10 TDI Only)
- ◆ Water Separator: Drain (TDI Engines Only)
- ◆ Wheels: Rotate front to rear
- ◆ Wiper Blades: Check
- ◆ Windshield Washer Fluid: Check level: add if needed
- ◆ Front Sunroof Drains (where applicable): Open Sunroof to check front water drains and clean if necessary.

9.1.7 Service at 50,000 miles

- ◆ Automatic Shift Lock: Check operation including park/neutral position switch



- ◆ Brake System: Check for leaks/damage, brake pad thickness, and brake fluid level
- ◆ Engine: Change engine oil and oil filter
- ◆ Rear Spoiler: Lubricate (New Beetle Only)
- ◆ Service Interval Display: Reset and Adapt if necessary
- ◆ Timing Belt: Check condition (2.0L only)
- ◆ Tires: Check condition, tread depth and adjust pressure if needed (including spare)
- ◆ Water Separator: Drain (TDI engines Only)
- ◆ Wheels: Rotate front to rear
- ◆ Windshield Washer Fluid: Check level: add if needed

9.1.8 Service at 60,000 miles

- ◆ Automatic Shift Lock: Check operation including park/neutral position switch
- ◆ Battery: Check
- ◆ Brake System: Check for leaks/damage, brake pad thickness, and brake fluid level
- ◆ Cooling System: Check coolant level: add if needed
- ◆ Door Arresters: Lubricate
- ◆ Dust and Pollen Filter: Replace (2.0L)
- ◆ Drive Shafts: Check boots
- ◆ Engine: Change engine oil and oil filter
- ◆ Engine: Check for leaks
- ◆ Exhaust System: Check for damage and leaks
- ◆ Front Axle: Check dust seals on ball joints and Tie Rod Ends: Check tie rods
- ◆ Fuel Filter: Replace (TDI Engines Only)
- ◆ Headlamps: Check and adjust if needed
- ◆ On-Board Diagnostic System: Check fault memory and erase if necessary
- ◆ Power Steering: Check fluid level (1.9L TDI,
- ◆ Road Test: Check kickdown, braking, steering, heating and ventilation, air conditioning, power accessories and electrical systems
- ◆ Rear Spoiler: Lubricate (New Beetle Only)
- ◆ Service Interval Display: Reset and Adapt if necessary
- ◆ Spark Plugs: Replace (2.0L TFSI, 3.6L FSI, 4.2L FSI only)
- ◆ Sunroof Frame: Clean and lubricate
- ◆ Timing Belt: Check condition (2.0L TFSI
- ◆ Tires: Check condition, tread depth and adjust pressure if needed (including spare)
- ◆ Transmission: Automatic: Check for leaks
- ◆ Transmission: Automatic: Check ATF and final drive (1.9L TDI only)



- ◆ Transmission: Manual: Check oil level: add if needed: Check for leaks
- ◆ Turbocharger: Lubricate Servomotor Rods (5.0L V10 TDI Only)
- ◆ Underbody: Check for damage
- ◆ V-Belt / Ribbed belt: Check and adjust if needed (1.9L TDI)
- ◆ Water Separator: Drain (TDI Engines Only)
- ◆ Wheels: Rotate front to rear
- ◆ Windshield Washer Fluid: Check level: add if needed

9.1.9 Service at 70,000 miles

- ◆ Automatic Shift Lock: Check operation including park/neutral position switch
- ◆ Brake System: Check for leaks/damage, brake pad thickness, and brake fluid level
- ◆ Engine: Change engine oil and oil filter
- ◆ Rear Spoiler: Lubricate (New Beetle Only)
- ◆ Service Interval Display: Reset and Adapt if necessary
- ◆ Tires: Check condition, tread depth and adjust pressure if needed (including spare)
- ◆ Water Separator: Drain (TDI engines Only)
- ◆ Wheels: Rotate front to rear
- ◆ Windshield Washer Fluid: Check level: add if needed

9.1.10 Service at 80,000 miles

- ◆ Air Cleaner: Replace filter and Clean Housing
- ◆ Air Suspension: Check for damage or leaks (Touareg, 4.2L FSI only)
- ◆ Automatic Shift Lock: Check operation including park/neutral position switch
- ◆ Battery: Check
- ◆ Battery: Check Second Battery (5.0L V10 TDI Only)
- ◆ Brake System: Check for leaks/damage, brake pad thickness, and brake fluid level
- ◆ Convertible Top: Check function and rollover protection
- ◆ Cooling System: Check coolant level: add if needed
- ◆ Door Arresters: Lubricate
- ◆ Dust and Pollen Filter: Replace (1.9L TDI, 2.0L TFSI, 2.0L, 2.5L, 3.2L, 3.6L FSI, 4.2L FSI,)
- ◆ Drive Shafts: Check boots
- ◆ Engine: Change engine oil and oil filter
- ◆ Engine: Check for leaks
- ◆ Exhaust System: Check for damage and leaks
- ◆ Front Axle: Check dust seals on ball joints and Tie Rod Ends: Check tie rods
- ◆ Fuel Filter: Replace (TDI Engines Only)



- ◆ Haldex Clutch: Change Fluid (where applicable), (3.6L FSI only)
- ◆ Headlamps: Check and adjust if needed
- ◆ Interior/Exterior Lamps: Check function
- ◆ On-Board Diagnostic System: Check fault memory and erase if necessary
- ◆ Power Steering: Check fluid level (2.0L, 2.0L TFSI, 2.5L, 3.2L, 3.6L FSI, 1.9L TDI)
- ◆ Road Test: Check kickdown, braking, steering, heating and ventilation, air conditioning, power accessories and electrical systems
- ◆ Rear Spoiler: Lubricate (New Beetle Only)
- ◆ Retractable hard Top (CSC roof): Check function and for damage
- ◆ Service Interval Display: Reset and Adapt if necessary
- ◆ Spark Plugs: Replace (2.0L, 2.5L, 3.2L)
- ◆ Sunroof Frame: Clean and lubricate
- ◆ Timing Belt: Replace (1.9L TDI, and 4.2L FSI)
- ◆ Timing Belt: Check condition (2.0L)
- ◆ Timing Belt: Check condition (2.0L TFSI)
- ◆ Tires: Check condition, tread depth and adjust pressure if needed (including spare)
- ◆ Transmission: Automatic: Check for leaks
- ◆ Transmission: Automatic: Check ATF and final drive (2.0L, 2.0L TFSI, 2.5L, 3.2L, 3.6L FSI, 4.2L FSI, 1.9L TDI, 5.0L V10 TDI Only)
- ◆ Transmission: Direct Shift (DSG): Change fluid and filter (2.0L TFSI, 2.5L, 3.2L only)
- ◆ Transmission: Manual: Check oil level: add if needed: Check for leaks
- ◆ Turbocharger: Lubricate Servomotor Rods (5.0L V10 TDI Only)
- ◆ Underbody: Check for damage
- ◆ V-Belt / Ribbed belt: Check and adjust if needed (2.0L, 2.0L TFSI, 2.5L, 3.2L, 3.6L FSI, 4.2L FSI, 1.9L TDI, 5.0L V10 TDI Only)
- ◆ Water Separator: Drain (TDI Engines Only)
- ◆ Wheels: Rotate front to rear
- ◆ Wiper Blades: Check
- ◆ Windshield Washer Fluid: Check level: add if needed
- ◆ Front Sunroof Drains (where applicable): Open Sunroof to check front water drains and clean if necessary.

9.1.11 Service at 90,000 miles

- ◆ Automatic Shift Lock: Check operation including park/neutral position switch
- ◆ Brake System: Check for leaks/damage, brake pad thickness, and brake fluid level
- ◆ Engine: Change engine oil and oil filter



- ◆ Rear Spoiler: Lubricate (New Beetle Only)
- ◆ Service Interval Display: Reset and Adapt if necessary
- ◆ Tires: Check condition, tread depth and adjust pressure if needed (including spare)
- ◆ Water Separator: Drain (TDI engines Only)
- ◆ Wheels: Rotate front to rear
- ◆ Windshield Washer Fluid: Check level: add if needed

9.1.12 Service at 100,000 miles

- ◆ Automatic Shift Lock: Check operation including park/neutral position switch
- ◆ Battery: Check
- ◆ Brake System: Check for leaks/damage, brake pad thickness, and brake fluid level
- ◆ Cooling System: Check coolant level: add if needed
- ◆ Door Arresters: Lubricate
- ◆ Dust and Pollen Filter: Replace (2.0L)
- ◆ Drive Shafts: Check boots
- ◆ Engine: Change engine oil and oil filter
- ◆ Engine: Check for leaks
- ◆ Exhaust System: Check for damage and leaks
- ◆ Front Axle: Check dust seals on ball joints and Tie Rod Ends: Check tie rods
- ◆ Fuel Filter: Replace (TDI Engines Only)
- ◆ Headlamps: Check and adjust if needed
- ◆ On-Board Diagnostic System: Check fault memory and erase if necessary
- ◆ Power Steering: Check fluid level (1.9L TDI,
- ◆ Road Test: Check kickdown, braking, steering, heating and ventilation, air conditioning, power accessories and electrical systems
- ◆ Rear Spoiler: Lubricate (New Beetle Only)
- ◆ Service Interval Display: Reset and Adapt if necessary
- ◆ Sunroof Frame: Clean and lubricate
- ◆ Timing Belt: Check condition (2.0L,
- ◆ Timing Belt: Check condition (2.0L TFSI)
- ◆ Tires: Check condition, tread depth and adjust pressure if needed (including spare)
- ◆ Transmission: Automatic: Check for leaks
- ◆ Transmission: Automatic: Check ATF and final drive (1.9L TDI only)
- ◆ Transmission: Manual: Check oil level: add if needed: Check for leaks
- ◆ Turbocharger: Lubricate Servomotor Rods (5.0L V10 TDI Only)
- ◆ Underbody: Check for damage



- ◆ V-Belt / Ribbed belt: Check and adjust if needed (1.9L TDI)
- ◆ Water Separator: Drain (TDI engines Only)
- ◆ Wheels: Rotate front to rear
- ◆ Windshield Washer Fluid: Check level: add if needed

9.1.13 Service at 110,000 miles

- ◆ Automatic Shift Lock: Check operation including park/neutral position switch
- ◆ Brake System: Check for leaks/damage, brake pad thickness, and brake fluid level
- ◆ Engine: Change engine oil and oil filter
- ◆ Rear Spoiler: Lubricate (New Beetle Only)
- ◆ Service Interval Display: Reset and Adapt if necessary
- ◆ Tires: Check condition, tread depth and adjust pressure if needed (including spare)
- ◆ Water Separator: Drain (TDI engines Only)
- ◆ Wheels: Rotate front to rear
- ◆ Windshield Washer Fluid: Check level: add if needed

9.1.14 Service at 120,000 miles

- ◆ Air Cleaner: Replace filter and Clean Housing
- ◆ Air Suspension: Check for damage or leaks (Touareg, 4.2L FSI only)
- ◆ Automatic Shift Lock: Check operation including park/neutral position switch
- ◆ Battery: Check
- ◆ Battery: Check Second Battery (5.0L V10 TDI Only)
- ◆ Brake System: Check for leaks/damage, brake pad thickness, and brake fluid level
- ◆ Convertible Top: Check function and rollover protection
- ◆ Cooling System: Check coolant level: add if needed
- ◆ Diesel Particle Filter: Replace (5.0L TDI only)
- ◆ Door Arresters: Lubricate
- ◆ Dust and Pollen Filter: Replace (1.9L TDI, 2.0L TFSI, 2.0L, 2.5L, 3.2L, 3.6L FSI, 4.2L FSI,)
- ◆ Drive Shafts: Check boots
- ◆ Engine: Change engine oil and oil filter
- ◆ Engine: Check for leaks
- ◆ Exhaust System: Check for damage and leaks
- ◆ Front Axle: Check dust seals on ball joints and Tie Rod Ends: Check tie rods
- ◆ Fuel Filter: Replace (TDI Engines Only)
- ◆ Haldex Clutch: Change Fluid (where applicable), (3.6L FSI only)
- ◆ Headlamps: Check and adjust if needed
- ◆ Interior/Exterior Lamps: Check function



- ◆ On-Board Diagnostic System: Check fault memory and erase if necessary
- ◆ Power Steering: Check fluid level (2.0L, 2.0L TFSI, 2.5L, 3.2L, 3.6L FSI, 1.9L TDI)
- ◆ Road Test: Check kickdown, braking, steering, heating and ventilation, air conditioning, power accessories and electrical systems
- ◆ Rear Spoiler: Lubricate (New Beetle Only)
- ◆ Retractable hard Top (CSC roof): Check function and for damage
- ◆ Service Interval Display: Reset and Adapt if necessary
- ◆ Spark Plugs: Replace (2.0L, 2.5L, 3.2L)
- ◆ Spark Plugs: Replace (2.0L TFSI, 3.6L FSI, 4.2L FSI only)
- ◆ Sunroof Frame: Clean and lubricate
- ◆ Timing Belt: Replace (2.0L, 2.0L TFSI only)
- ◆ Tires: Check condition, tread depth and adjust pressure if needed (including spare)
- ◆ Transmission: Automatic: Check for leaks
- ◆ Transmission: Automatic: Check ATF and final drive (2.0L, 2.0L TFSI, 2.5L, 3.2L, 3.6L FSI, 4.2L FSI, 1.9L TDI, 5.0L V10 TDI Only)
- ◆ Transmission: Direct Shift (DSG): Change fluid and filter (2.0L TFSI, 2.5L, 3.2L only)
- ◆ Transmission: Manual: Check oil level: add if needed: Check for leaks
- ◆ Turbocharger: Lubricate Servomotor Rods (5.0L V10 TDI Only)
- ◆ Underbody: Check for damage
- ◆ V-Belt / Ribbed belt: Check and adjust if needed (2.0L, 2.0L TFSI, 2.5L, 3.2L, 3.6L FSI, 4.2L FSI, 1.9L TDI 5.0L V10 TDI Only)
- ◆ Water Separator: Drain (TDI Engines Only)
- ◆ Wheels: Rotate front to rear
- ◆ Wiper Blades: Check
- ◆ Windshield Washer Fluid: Check level: add if needed
- ◆ Front Sunroof Drains (where applicable): Open Sunroof to check front water drains and clean if necessary.



9.2 MY 2007 Maintenance Intervals - Canada

⇒ [“9.2.1 Time-Dependent Maintenance Items”, page 266](#)

⇒ [“9.2.2 Service at 8,000 kilometers”, page 266](#)

⇒ [“9.2.3 Service at 16,000 kilometers”, page 267](#)

⇒ [“9.2.4 Service at 32,000 kilometers”, page 267](#)

⇒ [“9.2.5 Service at 48,000 kilometers”, page 268](#)

⇒ [“9.2.6 Service at 64,000 kilometers”, page 268](#)

⇒ [“9.2.7 Service at 80,000 kilometers”, page 269](#)

⇒ [“9.2.8 Service at 96,000 kilometers”, page 270](#)

⇒ [“9.2.9 Service at 112,000 kilometers”, page 271](#)

⇒ [“9.2.10 Service at 128,000 kilometers”, page 271](#)

⇒ [“9.2.11 Service at 144,000 kilometers”, page 272](#)

⇒ [“9.2.12 Service at 160,000 kilometers”, page 272](#)

⇒ [“9.2.13 Service at 176,000 kilometers”, page 273](#)

⇒ [“9.2.14 Service at 180,000 kilometers”, page 274](#)

9.2.1 Time-Dependent Maintenance Items

Every 1 year

Perform visual check of airbag system.

Every 2 years

- ◆ Dust and pollen filter: Replace (if applicable)
- ◆ Check function of convertible top and check roll-over protection with convertible top open. (if applicable)
- ◆ Brake fluid: Replace

Every 4 years regardless of kilometers driven

- ◆ Air filter element: Replace and clean housing (New Beetle only)
- ◆ Tire filler bottle in the tire mobility set: Replace (observe expiration date)
- ◆ Spark Plugs: Replace (for vehicles driven less than 64,000 Km in 4 years)

Every 6 years regardless of kilometers driven

- ◆ Air filter element: Replace and clean housing (for vehicles driven less than 96,000 Km in 6 years)
- ◆ Tire pressure sensors: Replace (where applicable)
- ◆ Spark Plugs: Replace (2.0L TFSI, 3.6L FSI only) (for vehicles driven less than 96,000 Km in 6 years)

9.2.2 Service at 8,000 kilometers

- ◆ Brake System: Check for leaks/damage, brake pad thickness and brake fluid level
- ◆ Engine: Change engine oil and oil filter
- ◆ Service Interval Display: Reset and Adapt if necessary
- ◆ Water Separator: Drain (TDI Engines only)



9.2.3 Service at 16,000 kilometers

- ◆ Automatic Shift Lock: Check operation including park/neutral position switch
- ◆ Brake System: Check for leaks/damage, brake pad thickness and brake fluid level
- ◆ Engine: Change engine oil and oil filter
- ◆ Rear Spoiler: Lubricate (New Beetle only)
- ◆ Service Interval Display: Reset and Adapt if necessary
- ◆ Tires: Check condition, tread depth and adjust pressure if needed (including spare)
- ◆ Water Separator: Drain (TDI Engines only)
- ◆ Wheels: Rotate front to rear
- ◆ Windshield Washer Fluid: Check level and add if needed

9.2.4 Service at 32,000 kilometers

- ◆ Automatic Shift Lock: Check operation including park/neutral position switch
- ◆ Battery: Check
- ◆ Brake System: Check for leaks/damage, brake pad thickness and brake fluid level
- ◆ Cooling System: Check coolant level and add if needed
- ◆ Door Arresters: Lubricate
- ◆ Dust and Pollen Filter: Replace (2.0L only)
- ◆ Drive Shafts: Check boots
- ◆ Engine: Change engine oil and oil filter
- ◆ Engine: Check for leaks
- ◆ Exhaust System: Check for damage and leaks
- ◆ Front Axle: Check dust seals on ball joints and Tie Rod Ends: Check tie rods
- ◆ Fuel Filter: Replace (TDI Engines Only)
- ◆ Headlamps: Check and adjust if needed
- ◆ On-Board Diagnostic System: Check fault memory and erase if necessary
- ◆ Power Steering: Check fluid level (1.9L TDI,
- ◆ Road Test: Check kickdown, braking, steering, heating and ventilation, air conditioning, power accessories and electrical systems
- ◆ Rear Spoiler: Lubricate (New Beetle Only)
- ◆ Service Interval Display: Reset and Adapt if necessary
- ◆ Sunroof Frame: Clean and lubricate
- ◆ Tires: Check condition, tread depth and adjust pressure if needed (including spare)
- ◆ Transmission: Automatic: Check for leaks
- ◆ Transmission: Automatic: Check ATF and final drive (1.9L TDI only)



- ◆ Transmission: Manual: Check oil level: add if needed: Check for leaks
- ◆ Turbocharger: Lubricate Servomotor Rods (5.0L V10 TDI Only)
- ◆ Underbody: Check for damage
- ◆ V-Belt / Ribbed belt: Check and adjust if needed (1.9L TDI)
- ◆ Water Separator: Drain (TDI Engines Only)
- ◆ Wheels: Rotate front to rear
- ◆ Windshield Washer Fluid: Check level: add if needed

9.2.5 Service at 48,000 kilometers

- ◆ Automatic Shift Lock: Check operation including park/neutral position switch
- ◆ Brake System: Check for leaks/damage, brake pad thickness, and brake fluid level
- ◆ Engine: Change engine oil and oil filter
- ◆ Rear Spoiler: Lubricate (New Beetle Only)
- ◆ Service Interval Display: Reset and Adapt if necessary
- ◆ Tires: Check condition, tread depth and adjust pressure if needed (including spare)
- ◆ Water Separator: Drain (TDI Engines Only)
- ◆ Wheels: Rotate front to rear
- ◆ Windshield Washer Fluid: Check level and add if needed

9.2.6 Service at 64,000 kilometers

- ◆ Air Cleaner: Replace filter and Clean Housing
- ◆ Air Suspension: Check for damage or leaks (Touareg, 4.2L FSI only)
- ◆ Automatic Shift Lock: Check operation including park/neutral position switch
- ◆ Battery: Check
- ◆ Battery: Check Second Battery (5.0L V10 TDI Only)
- ◆ Brake System: Check for leaks/damage, brake pad thickness and brake fluid level
- ◆ Convertible Top: Check function and rollover protection
- ◆ Cooling System: Check coolant level and add if needed
- ◆ Door Arresters: Lubricate
- ◆ Dust and Pollen Filter: Replace (1.9L TDI, 2.0L TFSI, 2.0L, 2.5L, 3.2L, 3.6L FSI, 4.2L FSI)
- ◆ Drive Shafts: Check boots
- ◆ Engine: Change engine oil and oil filter
- ◆ Engine: Check for leaks
- ◆ Exhaust System: Check for damage and leaks
- ◆ Front Axle: Check dust seals on ball joints and Tie Rod Ends: Check tie rods
- ◆ Fuel Filter: Replace (TDI Engines Only)



- ◆ Haldex Clutch: Change Fluid (where applicable), (3.6L FSI only)
- ◆ Headlamps: Check and adjust if needed
- ◆ Interior/Exterior Lamps: Check function
- ◆ On-Board Diagnostic System: Check fault memory and erase if necessary
- ◆ Power Steering: Check fluid level (2.0L, 2.0L TFSI, 2.5L, 3.2L, 3.6L FSI, 1.9L TDI)
- ◆ Road Test: Check kickdown, braking, steering, heating and ventilation, air conditioning, power accessories and electrical systems
- ◆ Rear Spoiler: Lubricate (New Beetle Only)
- ◆ Retractable hard Top (CSC roof): Check function and for damage
- ◆ Service Interval Display: Reset and Adapt if necessary
- ◆ Spark Plugs: Replace (2.0L, 2.5L, 3.2L)
- ◆ Sunroof Frame: Clean and lubricate
- ◆ Tires: Check condition, tread depth and adjust pressure if needed (including spare)
- ◆ Transmission: Automatic: Check for leaks
- ◆ Transmission: Automatic: Check ATF and final drive (2.0L, 2.0L TFSI, 2.5L, 3.2L, 3.6L FSI, 4.2L FSI, 1.9L TDI, 5.0L V10 TDI Only)
- ◆ Transmission: Direct Shift (DSG): Change fluid and filter (2.0L TFSI, 2.5L, 3.2L only)
- ◆ Transmission: Manual: Check oil level: add if needed: Check for leaks
- ◆ Turbocharger: Lubricate Servomotor Rods (5.0L V10 TDI Only)
- ◆ Underbody: Check for damage
- ◆ V-Belt / Ribbed belt: Check and adjust if needed (2.0L, 2.0L TFSI, 2.5L, 3.2L, 3.6L FSI, 4.2L FSI, 1.9L TDI 5.0L V10 TDI Only)
- ◆ Water Separator: Drain (TDI Engines Only)
- ◆ Wheels: Rotate front to rear
- ◆ Wiper Blades: Check
- ◆ Windshield Washer Fluid: Check level: add if needed

9.2.7 Service at 80,000 kilometers

- ◆ Automatic Shift Lock: Check operation including park/neutral position switch
- ◆ Brake System: Check for leaks/damage, brake pad thickness, and brake fluid level
- ◆ Engine: Change engine oil and oil filter
- ◆ Rear Spoiler: Lubricate (New Beetle Only)
- ◆ Service Interval Display: Reset and Adapt if necessary
- ◆ Timing Belt: Check condition (2.0L only)
- ◆ Tires: Check condition, tread depth and adjust pressure if needed (including spare)



- ◆ Water Separator: Drain (TDI engines Only)
- ◆ Wheels: Rotate front to rear
- ◆ Windshield Washer Fluid: Check level: add if needed

9.2.8 Service at 96,000 kilometers

- ◆ Automatic Shift Lock: Check operation including park/neutral position switch
- ◆ Battery: Check
- ◆ Brake System: Check for leaks/damage, brake pad thickness, and brake fluid level
- ◆ Cooling System: Check coolant level: add if needed
- ◆ Door Arresters: Lubricate
- ◆ Dust and Pollen Filter: Replace (2.0L
- ◆ Drive Shafts: Check boots
- ◆ Engine: Change engine oil and oil filter
- ◆ Engine: Check for leaks
- ◆ Exhaust System: Check for damage and leaks
- ◆ Front Axle: Check dust seals on ball joints and Tie Rod Ends: Check tie rods
- ◆ Fuel Filter: Replace (TDI Engines Only)
- ◆ Headlamps: Check and adjust if needed
- ◆ On-Board Diagnostic System: Check fault memory and erase if necessary
- ◆ Power Steering: Check fluid level (1.9L TDI,
- ◆ Road Test: Check kickdown, braking, steering, heating and ventilation, air conditioning, power accessories and electrical systems
- ◆ Rear Spoiler: Lubricate (New Beetle Only)
- ◆ Service Interval Display: Reset and Adapt if necessary
- ◆ Spark Plugs: Replace (2.0L TFSI, 3.6L FSI, 4.2L FSI only)
- ◆ Sunroof Frame: Clean and lubricate
- ◆ Timing Belt: Check condition (2.0L TFSI
- ◆ Tires: Check condition, tread depth and adjust pressure if needed (including spare)
- ◆ Transmission: Automatic: Check for leaks
- ◆ Transmission: Automatic: Check ATF and final drive (1.9L TDI only)
- ◆ Transmission: Manual: Check oil level: add if needed: Check for leaks
- ◆ Turbocharger: Lubricate Servomotor Rods (5.0L V10 TDI Only)
- ◆ Underbody: Check for damage
- ◆ V-Belt / Ribbed belt: Check and adjust if needed (1.9L TDI
- ◆ Water Separator: Drain (TDI Engines Only)
- ◆ Wheels: Rotate front to rear
- ◆ Windshield Washer Fluid: Check level: add if needed



9.2.9 Service at 112,000 kilometers

- ◆ Automatic Shift Lock: Check operation including park/neutral position switch
- ◆ Brake System: Check for leaks/damage, brake pad thickness, and brake fluid level
- ◆ Engine: Change engine oil and oil filter
- ◆ Rear Spoiler: Lubricate (New Beetle Only)
- ◆ Service Interval Display: Reset and Adapt if necessary
- ◆ Tires: Check condition, tread depth and adjust pressure if needed (including spare)
- ◆ Water Separator: Drain (TDI engines Only)
- ◆ Wheels: Rotate front to rear
- ◆ Windshield Washer Fluid: Check level: add if needed

9.2.10 Service at 128,000 kilometers

- ◆ Air Cleaner: Replace filter and Clean Housing
- ◆ Air Suspension: Check for damage or leaks (Touareg, 4.2L FSI only)
- ◆ Automatic Shift Lock: Check operation including park/neutral position switch
- ◆ Battery: Check
- ◆ Battery: Check Second Battery (5.0L V10 TDI Only)
- ◆ Brake System: Check for leaks/damage, brake pad thickness, and brake fluid level
- ◆ Convertible Top: Check function and rollover protection
- ◆ Cooling System: Check coolant level: add if needed
- ◆ Door Arresters: Lubricate
- ◆ Dust and Pollen Filter: Replace (1.9L TDI, 2.0L TFSI, 2.0L, 2.5L, 3.2L, 3.6L FSI, 4.2L FSI,)
- ◆ Drive Shafts: Check boots
- ◆ Engine: Change engine oil and oil filter
- ◆ Engine: Check for leaks
- ◆ Exhaust System: Check for damage and leaks
- ◆ Front Axle: Check dust seals on ball joints and Tie Rod Ends: Check tie rods
- ◆ Fuel Filter: Replace (TDI Engines Only)
- ◆ Haldex Clutch: Change Fluid (where applicable), (3.6L FSI only)
- ◆ Headlamps: Check and adjust if needed
- ◆ Interior/Exterior Lamps: Check function
- ◆ On-Board Diagnostic System: Check fault memory and erase if necessary
- ◆ Power Steering: Check fluid level (2.0L, 2.0L TFSI, 2.5L, 3.2L, 3.6L FSI, 1.9L TDI)
- ◆ Road Test: Check kickdown, braking, steering, heating and ventilation, air conditioning, power accessories and electrical systems



- ◆ Rear Spoiler: Lubricate (New Beetle Only)
- ◆ Retractable hard Top (CSC roof): Check function and for damage
- ◆ Service Interval Display: Reset and Adapt if necessary
- ◆ Spark Plugs: Replace (2.0L, 2.5L, 3.2L)
- ◆ Sunroof Frame: Clean and lubricate
- ◆ Timing Belt: Replace (1.9L TDI, and 4.2l FSI)
- ◆ Timing Belt: Check condition (2.0L)
- ◆ Timing Belt: Check condition (2.0L TFSI)
- ◆ Tires: Check condition, tread depth and adjust pressure if needed (including spare)
- ◆ Transmission: Automatic: Check for leaks
- ◆ Transmission: Automatic: Check ATF and final drive (2.0L, 2.0L TFSI, 2.5L, 3.2L, 3.6L FSI, 4.2L FSI, 1.9L TDI, 5.0L V10 TDI Only)
- ◆ Transmission: Direct Shift (DSG): Change fluid and filter (2.0L TFSI, 2.5L, 3.2L only)
- ◆ Transmission: Manual: Check oil level: add if needed: Check for leaks
- ◆ Turbocharger: Lubricate Servomotor Rods (5.0L V10 TDI Only)
- ◆ Underbody: Check for damage
- ◆ V-Belt / Ribbed belt: Check and adjust if needed (2.0L, 2.0L TFSI, 2.5L, 3.2L, 3.6L FSI, 4.2L FSI, 1.9L TDI 5.0l V10 TDI Only)
- ◆ Water Separator: Drain (TDI Engines Only)
- ◆ Wheels: Rotate front to rear
- ◆ Wiper Blades: Check
- ◆ Windshield Washer Fluid: Check level: add if needed

9.2.11 Service at 144,000 kilometers

- ◆ Automatic Shift Lock: Check operation including park/neutral position switch
- ◆ Brake System: Check for leaks/damage, brake pad thickness, and brake fluid level
- ◆ Engine: Change engine oil and oil filter
- ◆ Rear Spoiler: Lubricate (New Beetle Only)
- ◆ Service Interval Display: Reset and Adapt if necessary
- ◆ Tires: Check condition, tread depth and adjust pressure if needed (including spare)
- ◆ Water Separator: Drain (TDI engines Only)
- ◆ Wheels: Rotate front to rear
- ◆ Windshield Washer Fluid: Check level: add if needed

9.2.12 Service at 160,000 kilometers

- ◆ Automatic Shift Lock: Check operation including park/neutral position switch
- ◆ Battery: Check



- ◆ Brake System: Check for leaks/damage, brake pad thickness, and brake fluid level
- ◆ Cooling System: Check coolant level: add if needed
- ◆ Door Arresters: Lubricate
- ◆ Dust and Pollen Filter: Replace (2.0L
- ◆ Drive Shafts: Check boots
- ◆ Engine: Change engine oil and oil filter
- ◆ Engine: Check for leaks
- ◆ Exhaust System: Check for damage and leaks
- ◆ Front Axle: Check dust seals on ball joints and Tie Rod Ends: Check tie rods
- ◆ Fuel Filter: Replace (TDI Engines Only)
- ◆ Headlamps: Check and adjust if needed
- ◆ On-Board Diagnostic System: Check fault memory and erase if necessary
- ◆ Power Steering: Check fluid level (1.9L TDI,
- ◆ Road Test: Check kickdown, braking, steering, heating and ventilation, air conditioning, power accessories and electrical systems
- ◆ Rear Spoiler: Lubricate (New Beetle Only)
- ◆ Service Interval Display: Reset and Adapt if necessary
- ◆ Sunroof Frame: Clean and lubricate
- ◆ Timing Belt: Check condition (2.0L,
- ◆ Timing Belt: Check condition (2.0L TFSI
- ◆ Tires: Check condition, tread depth and adjust pressure if needed (including spare)
- ◆ Transmission: Automatic: Check for leaks
- ◆ Transmission: Automatic: Check ATF and final drive (1.9L TDI only)
- ◆ Transmission: Manual: Check oil level: add if needed: Check for leaks
- ◆ Turbocharger: Lubricate Servomotor Rods (5.0L V10 TDI Only)
- ◆ Underbody: Check for damage
- ◆ V-Belt / Ribbed belt: Check and adjust if needed (1.9L TDI
- ◆ Water Separator: Drain (TDI engines Only)
- ◆ Wheels: Rotate front to rear
- ◆ Windshield Washer Fluid: Check level: add if needed

9.2.13 Service at 176,000 kilometers

- ◆ Automatic Shift Lock: Check operation including park/neutral position switch
- ◆ Brake System: Check for leaks/damage, brake pad thickness, and brake fluid level
- ◆ Engine: Change engine oil and oil filter
- ◆ Rear Spoiler: Lubricate (New Beetle Only)




- ◆ Service Interval Display: Reset and Adapt if necessary
- ◆ Tires: Check condition, tread depth and adjust pressure if needed (including spare)
- ◆ Water Separator: Drain (TDI engines Only)
- ◆ Wheels: Rotate front to rear
- ◆ Windshield Washer Fluid: Check level: add if needed

9.2.14 Service at 180,000 kilometers

- ◆ Air Cleaner: Replace filter and Clean Housing
- ◆ Air Suspension: Check for damage or leaks (Touareg, 4.2L FSI only)
- ◆ Automatic Shift Lock: Check operation including park/neutral position switch
- ◆ Battery: Check
- ◆ Battery: Check Second Battery (5.0L V10 TDI Only)
- ◆ Brake System: Check for leaks/damage, brake pad thickness, and brake fluid level
- ◆ Convertible Top: Check function and rollover protection
- ◆ Cooling System: Check coolant level: add if needed
- ◆ Diesel Particle Filter: Replace (5.0L TDI only)
- ◆ Door Arresters: Lubricate
- ◆ Dust and Pollen Filter: Replace (1.9L TDI, 2.0L TFSI, 2.0L, 2.5L, 3.2L, 3.6L FSI, 4.2L FSI,)
- ◆ Drive Shafts: Check boots
- ◆ Engine: Change engine oil and oil filter
- ◆ Engine: Check for leaks
- ◆ Exhaust System: Check for damage and leaks
- ◆ Front Axle: Check dust seals on ball joints and Tie Rod Ends: Check tie rods
- ◆ Fuel Filter: Replace (TDI Engines Only)
- ◆ Haldex Clutch: Change Fluid (where applicable), (3.6L FSI only)
- ◆ Headlamps: Check and adjust if needed
- ◆ Interior/Exterior Lamps: Check function
- ◆ On-Board Diagnostic System: Check fault memory and erase if necessary
- ◆ Power Steering: Check fluid level (2.0L, 2.0L TFSI, 2.5L, 3.2L, 3.6L FSI, 1.9L TDI)
- ◆ Road Test: Check kickdown, braking, steering, heating and ventilation, air conditioning, power accessories and electrical systems
- ◆ Rear Spoiler: Lubricate (New Beetle Only)
- ◆ Retractable hard Top (CSC roof): Check function and for damage
- ◆ Service Interval Display: Reset and Adapt if necessary
- ◆ Spark Plugs: Replace (2.0L, 2.5L, 3.2L)
- ◆ Spark Plugs: Replace (2.0L TFSI, 3.6L FSI, 4.2L FSI only)



- ◆ Sunroof Frame: Clean and lubricate
- ◆ Timing Belt: Replace (2.0L, 2.0L TFSI only)
- ◆ Tires: Check condition, tread depth and adjust pressure if needed (including spare)
- ◆ Transmission: Automatic: Check for leaks
- ◆ Transmission: Automatic: Check ATF and final drive (2.0L, 2.0L TFSI, 2.5L, 3.2L, 3.6L FSI, 4.2L FSI, 1.9L TDI, 5.0L V10 TDI Only)
- ◆ Transmission: Direct Shift (DSG): Change fluid and filter (2.0L TFSI, 2.5L, 3.2L only)
- ◆ Transmission: Manual: Check oil level: add if needed: Check for leaks
- ◆ Turbocharger: Lubricate Servomotor Rods (5.0L V10 TDI Only)
- ◆ Underbody: Check for damage
- ◆ V-Belt / Ribbed belt: Check and adjust if needed (2.0L, 2.0L TFSI, 2.5L, 3.2L, 3.6L FSI, 4.2L FSI, 1.9L TDI 5.0L V10 TDI Only)
- ◆ Water Separator: Drain (TDI Engines Only)
- ◆ Wheels: Rotate front to rear
- ◆ Wiper Blades: Check
- ◆ Windshield Washer Fluid: Check level: add if needed





10 MY 2006 Maintenance Intervals

⇒ ["10.1 MY 2006 Maintenance Intervals - USA", page 276](#)

⇒ ["10.2 MY 2006 Maintenance Intervals - Canada", page 286](#)

10.1 MY 2006 Maintenance Intervals - USA

⇒ ["10.1.1 Time-Dependent Maintenance Items", page 276](#)

⇒ ["10.1.2 Service at 5,000 miles", page 277](#)

⇒ ["10.1.3 Service at 10,000 miles", page 277](#)

⇒ ["10.1.4 Service at 15,000 miles", page 277](#)

⇒ ["10.1.5 Service at 20,000 miles", page 277](#)

⇒ ["10.1.6 Service at 25,000 miles", page 278](#)

⇒ ["10.1.7 Service at 30,000 miles", page 278](#)

⇒ ["10.1.8 Service at 35,000 miles", page 279](#)

⇒ ["10.1.9 Service at 40,000 miles", page 279](#)

⇒ ["10.1.10 Service at 45,000 miles", page 280](#)

⇒ ["10.1.11 Service at 50,000 miles", page 280](#)

⇒ ["10.1.12 Service at 55,000 miles", page 281](#)

⇒ ["10.1.13 Service at 60,000 miles", page 281](#)

⇒ ["10.1.14 Service at 65,000 miles", page 282](#)

⇒ ["10.1.15 Service at 70,000 miles", page 282](#)

⇒ ["10.1.16 Service at 75,000 miles", page 282](#)

⇒ ["10.1.17 Service at 80,000 miles", page 282](#)

⇒ ["10.1.18 Service at 85,000 miles", page 284](#)

⇒ ["10.1.19 Service at 90,000 miles", page 284](#)

⇒ ["10.1.20 Service at 95,000 miles", page 284](#)

⇒ ["10.1.21 Service at 100,000 miles", page 284](#)

⇒ ["10.1.22 Service at 105,000 miles", page 285](#)

10.1.1 Time-Dependent Maintenance Items

Every 1 year

Perform visual check of airbag system.

Every 2 years

- ◆ Dust and pollen filter: Replace (if applicable)
- ◆ Check function of convertible top and check roll-over protection with convertible top open. (if applicable) (or every 20,000 miles, whichever occurs first)
- ◆ Brake fluid: Replace
- ◆ Front Sunroof Drains (where applicable): Open Sunroof to check front water drains and clean if necessary.

Every 4 years regardless of miles driven

- ◆ Air filter element: Replace and clean housing (New Beetle only)
- ◆ Tire filler bottle in the tire mobility set: Replace (observe expiration date)



- ◆ Spark Plugs: Replace (for vehicles driven less than 40,000 miles in 4 years)

Every 6 years regardless of miles driven

- ◆ Air filter element: Replace and clean housing (for vehicles driven less than 60,000 miles in 6 years)
- ◆ Tire pressure sensors: Replace (where applicable)
- ◆ Spark Plugs: Replace (2.0L TFSI only) (for vehicles driven less than 60,000 miles in 6 years)

10.1.2 Service at 5,000 miles

- ◆ Engine: Change engine oil and oil filter (1.8L Turbo Only)
- ◆ Engine: Change engine oil and oil filter
- ◆ Service Interval Display: Reset (where applicable)
- ◆ Water Separator: Drain (TDI Engines Only)

10.1.3 Service at 10,000 miles

- ◆ Automatic Shift Lock: Check operation including park/neutral position switch
- ◆ Battery: Check (3.2L, 3.6L, 4.2L, 5.0L TDI, 6.0L W12 only)
- ◆ Brake System: Check for leaks/damage, brake pad thickness, and brake fluid level
- ◆ Engine: Change engine oil and oil filter (1.8L Turbo Only)
- ◆ Engine: Change engine oil and oil filter
- ◆ Rear Spoiler: Lubricate (New Beetle Only)
- ◆ Service Interval Display: Reset (where applicable)
- ◆ Tire Pressure Monitoring System Sensors: Check battery charge, replace wheel electronics and aluminum valve if necessary (where applicable)
- ◆ Tires: Check condition, tread depth and adjust pressure if needed (including spare)
- ◆ Water Separator: Drain (TDI Engines Only)
- ◆ Wheels: Rotate front to rear
- ◆ Windshield Washer Fluid: Check level: add if needed

10.1.4 Service at 15,000 miles

- ◆ Engine: Change engine oil and oil filter (1.8L Turbo Only)

10.1.5 Service at 20,000 miles

- ◆ Automatic Shift Lock: Check operation including park/neutral position switch
- ◆ Battery: Check
- ◆ Battery: Check (3.2L, 3.6L, 4.2L, 5.0L TDI, 6.0L W12 only)
- ◆ Brake System: Check for leaks/damage, brake pad thickness, and brake fluid level
- ◆ Cooling System: Check coolant level: add if needed
- ◆ Door Check Straps: Lubricate
- ◆ Dust and Pollen Filter: Replace (where applicable)
- ◆ Drive Shafts: Check boots



- ◆ Engine: Change engine oil and oil filter
- ◆ Engine: Change engine oil and oil filter (1.8L Turbo Only)
- ◆ Engine: Check for leaks
- ◆ Exhaust System: Check for damage and leaks
- ◆ Front Axle: Check dust seals on ball joints and Tie Rod Ends: Check tie rods
- ◆ Fuel Filter: Replace (TDI Engines Only)
- ◆ Headlamps: Check and adjust if needed
- ◆ On-Board Diagnostic System: Check fault memory and erase if necessary
- ◆ Power Steering: Check fluid level (4.2L, 5.0L TDI, 6.0L W12 only)
- ◆ Road test: Check kickdown, braking, steering, heating and ventilation, air conditioning, power accessories and electrical systems
- ◆ Rear Spoiler: Lubricate (New Beetle Only)
- ◆ Service Interval Display: Reset (where applicable)
- ◆ Sunroof Frame: Clean and lubricate
- ◆ Tire Pressure Monitoring System Sensors: Check battery charge, replace wheel electronics and aluminum valve if necessary (where applicable)
- ◆ Tires: Check condition, tread depth and adjust pressure if needed (including spare)
- ◆ Transmission: Automatic: Check for leaks (1.8L Turbo, 1.9L TDI, 2.0L, 2.0L TFSI, 2.5L, 3.2L, 3.6L, 4.2L, 5.0L TDI, 6.0L W12 only)
- ◆ Transmission: Automatic: Check ATF (4.2L, 5.0L TDI only)
- ◆ Transmission: Automatic: Change ATF (6.0L W12 only)
- ◆ Transmission: Direct Shift (DSG): Check fluid (2.0L TFSI)
- ◆ Transmission: Manual: Check oil level: add if needed: Check for leaks (1.8L Turbo, 1.9L TDI, 2.0L, 2.0L TFSI, 3.2L, 3.6L, 4.2L, 5.0L TDI only)
- ◆ Water Separator: Drain (TDI Engines Only)
- ◆ Wheels: Rotate front to rear
- ◆ Windshield Washer Fluid: Check level: add if needed

10.1.6 Service at 25,000 miles

- ◆ Engine: Change engine oil and oil filter (1.8L Turbo Only)

10.1.7 Service at 30,000 miles

- ◆ Automatic Shift Lock: Check operation including park/neutral position switch
- ◆ Battery: Check (3.2L, 3.6L, 4.2L, 5.0L TDI, 6.0L W12 only)
- ◆ Brake System: Check for leaks/damage, brake pad thickness, and brake fluid level
- ◆ Engine: Change engine oil and oil filter (1.8L Turbo Only)
- ◆ Engine: Change engine oil and oil filter
- ◆ Rear Spoiler: Lubricate (New Beetle Only)



- ◆ Service Interval Display: Reset (where applicable)
- ◆ Tire Pressure Monitoring System Sensors: Check battery charge, replace wheel electronics and aluminum valve if necessary (where applicable)
- ◆ Tires: Check condition, tread depth and adjust pressure if needed (including spare)
- ◆ Water Separator: Drain (TDI Engines Only)
- ◆ Wheels: Rotate front to rear
- ◆ Windshield Washer Fluid: Check level: add if needed

10.1.8 Service at 35,000 miles

- ◆ Engine: Change engine oil and oil filter (1.8L Turbo Only)

10.1.9 Service at 40,000 miles

- ◆ Air Cleaner: Replace filter and Clean Housing
- ◆ Air Suspension: Check for damage or leaks (3.2L, 3.6L, 4.2L, 5.0L TDI only)
- ◆ Automatic Shift Lock: Check operation including park/neutral position switch
- ◆ Battery: Check
- ◆ Battery: Check (3.2L, 3.6L, 4.2L, 5.0L TDI, 6.0L W12 only)
- ◆ Brake System: Check for leaks/damage, brake pad thickness, and brake fluid level
- ◆ Cooling System: Check coolant level: add if needed
- ◆ Door Check Straps: Lubricate
- ◆ Dust and Pollen Filter: Replace (where applicable)
- ◆ Dust and Pollen Filter: Replace (3.6L, 5.0L TDI only)
- ◆ Drive Shafts: Check boots
- ◆ Engine: Change engine oil and oil filter (1.8L Turbo Only)
- ◆ Engine: Change engine oil and oil filter
- ◆ Engine: Check for leaks
- ◆ Exhaust System: Check for damage and leaks
- ◆ Front Axle: Check dust seals on ball joints and Tie Rod Ends: Check tie rods
- ◆ Fuel Filter: Replace (TDI Engines Only)
- ◆ Haldex Clutch: Change Fluid (where applicable), (3.6L only)
- ◆ Headlamps: Check and adjust if needed
- ◆ Interior/Exterior Lamps: Check function (3.2L, 3.6L, 4.2L, 5.0L TDI, 6.0L W12 only)
- ◆ On-Board Diagnostic System: Check fault memory and erase if necessary
- ◆ Power Steering: Check fluid level (1.8L Turbo, 1.9L TDI, 2.0L, 3.6L, 4.2L only)
- ◆ Power Steering: Check fluid level (4.2L, 5.0L TDI, 6.0L W12 only)
- ◆ Road test: Check kickdown, braking, steering, heating and ventilation, air conditioning, power accessories and electrical systems



- ◆ Rear Spoiler: Lubricate (New Beetle Only)
- ◆ Service Interval Display: Reset (where applicable)
- ◆ Spark Plugs: Replace (all engines except 2.0L TFSI, Touareg and Phaeton V8)
- ◆ Sunroof Frame: Clean and lubricate
- ◆ Tire Pressure Monitoring System Sensors: Check battery charge, replace wheel electronics and aluminum valve if necessary (where applicable)
- ◆ Tires: Check condition, tread depth and adjust pressure if needed (including spare)
- ◆ Transmission: Automatic: Check for leaks (1.8L Turbo, 1.9L TDI, 2.0L, 2.0L TFSI, 2.5L, 3.2L, 3.6L, 4.2L, 5.0L TDI, 6.0L W12 only)
- ◆ Transmission: Automatic: Check ATF and final drive (1.8L Turbo, 1.9L TDI, 2.0L, 2.0L TFSI, 2.5L, 3.2L, 3.6L only)
- ◆ Transmission: Automatic: Check ATF (4.2L, 5.0L TDI only)
- ◆ Transmission: Automatic: Change ATF (6.0L W12 only)
- ◆ Transmission: Direct Shift (DSG): Check fluid (2.0L TFSI)
- ◆ Transmission: Direct Shift (DSG): Change fluid and filter (1.9L TDI, 2.0L TFSI, 2.5L only)
- ◆ Transmission: Manual: Check oil level: add if needed: Check for leaks (1.8L Turbo, 1.9L TDI, 2.0L, 2.0L TFSI, 3.2L, 3.6L, 4.2L, 5.0L TDI only)
- ◆ Underbody: Check for damage
- ◆ V-Belt / Ribbed belt: Check and adjust if needed
- ◆ Water Separator: Drain (TDI Engines Only)
- ◆ Wheels: Rotate front to rear
- ◆ Wiper Blades: Check
- ◆ Windshield Washer Fluid: Check level: add if needed
- ◆ Front Sunroof Drains (where applicable): Open Sunroof to check front water drains and clean if necessary.

10.1.10 Service at 45,000 miles

- ◆ Engine: Change engine oil and oil filter (1.8L Turbo Only)

10.1.11 Service at 50,000 miles

- ◆ Automatic Shift Lock: Check operation including park/neutral position switch
- ◆ Battery: Check (3.2L, 3.6L, 4.2L, 5.0L TDI, 6.0L W12 only)
- ◆ Brake System: Check for leaks/damage, brake pad thickness, and brake fluid level
- ◆ Engine: Change engine oil and oil filter (1.8L Turbo Only)
- ◆ Engine: Change engine oil and oil filter
- ◆ Rear Spoiler: Lubricate (New Beetle Only)
- ◆ Service Interval Display: Reset (where applicable)
- ◆ Tire Pressure Monitoring System Sensors: Check battery charge, replace wheel electronics and aluminum valve if necessary (where applicable)



- ◆ Tires: Check condition, tread depth and adjust pressure if needed (including spare)
- ◆ Water Separator: Drain (TDI Engines Only)
- ◆ Wheels: Rotate front to rear
- ◆ Windshield Washer Fluid: Check level: add if needed

10.1.12 Service at 55,000 miles

- ◆ Engine: Change engine oil and oil filter (1.8L Turbo Only)

10.1.13 Service at 60,000 miles

- ◆ Automatic Shift Lock: Check operation including park/neutral position switch
- ◆ Battery: Check
- ◆ Battery: Check (3.2L, 3.6L, 4.2L, 5.0L TDI, 6.0L W12 only)
- ◆ Brake System: Check for leaks/damage, brake pad thickness, and brake fluid level
- ◆ Cooling System: Check coolant level: add if needed
- ◆ Diesel Particle Filter: Check soot load measurement (5.0L TDI only)
- ◆ Door Check Straps: Lubricate
- ◆ Dust and Pollen Filter: Replace (where applicable)
- ◆ Drive Shafts: Check boots
- ◆ Engine: Change engine oil and oil filter
- ◆ Engine: Change engine oil and oil filter (1.8L Turbo Only)
- ◆ Engine: Check for leaks
- ◆ Exhaust System: Check for damage and leaks
- ◆ Front Axle: Check dust seals on ball joints and Tie Rod Ends: Check tie rods
- ◆ Fuel Filter: Replace (TDI Engines Only)
- ◆ Headlamps: Check and adjust if needed
- ◆ On-Board Diagnostic System: Check fault memory and erase if necessary
- ◆ Power Steering: Check fluid level (4.2L, 5.0L TDI, 6.0L W12 only)
- ◆ Road test: Check kickdown, braking, steering, heating and ventilation, air conditioning, power accessories and electrical systems
- ◆ Rear Spoiler: Lubricate (New Beetle Only)
- ◆ Service Interval Display: Reset (where applicable)
- ◆ Spark Plugs: Replace (2.0L TFSI, Touareg and Phaeton V8 4.2L, only)
- ◆ Sunroof Frame: Clean and lubricate
- ◆ Timing Belt: Check condition (1.8L, 2.0L, 2.0L TFSI)
- ◆ Tire Pressure Monitoring System Sensors: Check battery charge, replace wheel electronics and aluminum valve if necessary (where applicable)
- ◆ Tires: Check condition, tread depth and adjust pressure if needed (including spare)



- ◆ Transmission: Automatic: Check for leaks (1.8L Turbo, 1.9L TDI, 2.0L, 2.0L TFSI, 2.5L, 3.2L, 3.6L, 4.2L, 5.0L TDI, 6.0L W12 only)
- ◆ Transmission: Automatic: Check ATF (4.2L, 5.0L TDI only)
- ◆ Transmission: Automatic: Change ATF (6.0L W12 only)
- ◆ Transmission: Direct Shift (DSG): Check fluid (2.0L TFSI)
- ◆ Transmission: Manual: Check oil level: add if needed: Check for leaks (1.8L Turbo, 1.9L TDI, 2.0L, 2.0L TFSI, 3.2L, 3.6L, 4.2L, 5.0L TDI only)
- ◆ Water Separator: Drain (TDI Engines Only)
- ◆ Wheels: Rotate front to rear
- ◆ Windshield Washer Fluid: Check level: add if needed

10.1.14 Service at 65,000 miles

- ◆ Engine: Change engine oil and oil filter (1.8L Turbo Only)

10.1.15 Service at 70,000 miles

- ◆ Automatic Shift Lock: Check operation including park/neutral position switch
- ◆ Battery: Check (3.2L, 3.6L, 4.2L, 5.0L TDI, 6.0L W12 only)
- ◆ Brake System: Check for leaks/damage, brake pad thickness, and brake fluid level
- ◆ Engine: Change engine oil and oil filter (1.8L Turbo Only)
- ◆ Engine: Change engine oil and oil filter
- ◆ Rear Spoiler: Lubricate (New Beetle Only)
- ◆ Service Interval Display: Reset (where applicable)
- ◆ Tire Pressure Monitoring System Sensors: Check battery charge, replace wheel electronics and aluminum valve if necessary (where applicable)
- ◆ Tires: Check condition, tread depth and adjust pressure if needed (including spare)
- ◆ Water Separator: Drain (TDI Engines Only)
- ◆ Wheels: Rotate front to rear
- ◆ Windshield Washer Fluid: Check level: add if needed

10.1.16 Service at 75,000 miles

- ◆ Engine: Change engine oil and oil filter (1.8L Turbo Only)

10.1.17 Service at 80,000 miles

- ◆ Air Cleaner: Replace filter and Clean Housing
- ◆ Air Suspension: Check for damage or leaks (3.2L, 3.6L, 4.2L, 5.0L TDI only)
- ◆ Automatic Shift Lock: Check operation including park/neutral position switch
- ◆ Battery: Check
- ◆ Battery: Check (3.2L, 3.6L, 4.2L, 5.0L TDI, 6.0L W12 only)
- ◆ Brake System: Check for leaks/damage, brake pad thickness, and brake fluid level
- ◆ Cooling System: Check coolant level: add if needed



- ◆ Diesel Particle Filter: Check soot load measurement (5.0L TDI only)
- ◆ Door Check Straps: Lubricate
- ◆ Dust and Pollen Filter: Replace (where applicable)
- ◆ Dust and Pollen Filter: Replace (3.6L, 5.0L TDI only)
- ◆ Drive Shafts: Check boots
- ◆ Engine: Change engine oil and oil filter (1.8L Turbo Only)
- ◆ Engine: Change engine oil and oil filter
- ◆ Engine: Check for leaks
- ◆ Exhaust System: Check for damage and leaks
- ◆ Front Axle: Check dust seals on ball joints and Tie Rod Ends: Check tie rods
- ◆ Fuel Filter: Replace (TDI Engines Only)
- ◆ Haldex Clutch: Change Fluid (where applicable) (3.6L only)
- ◆ Headlamps: Check and adjust if needed
- ◆ Interior/Exterior Lamps: Check function (3.2L, 3.6L, 4.2L, 5.0L TDI, 6.0L W12 only)
- ◆ On-Board Diagnostic System: Check fault memory and erase if necessary
- ◆ Power Steering: Check fluid level (1.8L Turbo, 1.9L TDI, 2.0L, 3.6L, 4.2L only)
- ◆ Power Steering: Check fluid level (4.2L, 5.0L TDI, 6.0L W12 only)
- ◆ Road test: Check kickdown, braking, steering, heating and ventilation, air conditioning, power accessories and electrical systems
- ◆ Rear Spoiler: Lubricate (New Beetle Only)
- ◆ Service Interval Display: Reset (where applicable)
- ◆ Spark Plugs: Replace (all engines except 2.0L TFSI, Touareg and Phaeton V8)
- ◆ Sunroof Frame: Clean and lubricate
- ◆ Timing Belt: Replace (1.9L TDI, Touareg and Phaeton V8 4.2L)
- ◆ Timing Belt: Check condition (1.8L, 2.0L, 2.0L TFSI)
- ◆ Tire Pressure Monitoring System Sensors: Check battery charge, replace wheel electronics and aluminum valve if necessary (where applicable)
- ◆ Tires: Check condition, tread depth and adjust pressure if needed (including spare)
- ◆ Transmission: Automatic: Check for leaks (1.8L Turbo, 1.9L TDI, 2.0L, 2.0L TFSI, 2.5L, 3.2L, 3.6L, 4.2L, 5.0L TDI, 6.0L W12 only)
- ◆ Transmission: Automatic: Check ATF and final drive (1.8L Turbo, 1.9L TDI, 2.0L, 2.0L TFSI, 2.5L, 3.2L, 3.6L only)
- ◆ Transmission: Automatic: Check ATF (4.2L , 5.0L TDI only)
- ◆ Transmission: Automatic: Change ATF (6.0L W12 only)
- ◆ Transmission: Direct Shift (DSG): Check fluid (2.0L TFSI)



- ◆ Transmission: Direct Shift (DSG): Change fluid and filter (1.9L TDI, 2.0L TFSI, 2.5L only)
- ◆ Transmission: Manual: Check oil level: add if needed: Check for leaks (1.8L Turbo, 1.9L TDI, 2.0L, 2.0L TFSI, 3.2L, 3.6L, 4.2L, 5.0L TDI only)
- ◆ Underbody: Check for damage
- ◆ V-Belt / Ribbed belt: Check and adjust if needed
- ◆ Ribbed Belt Guide Rollers: Replace (Phaeton V8 4.2L only)
- ◆ Water Separator: Drain (TDI Engines Only)
- ◆ Wheels: Rotate front to rear
- ◆ Wiper Blades: Check
- ◆ Windshield Washer Fluid: Check level: add if needed
- ◆ Front Sunroof Drains (where applicable): Open Sunroof to check front water drains and clean if necessary.

10.1.18 Service at 85,000 miles

- ◆ Engine: Change engine oil and oil filter (1.8L Turbo Only)

10.1.19 Service at 90,000 miles

- ◆ Automatic Shift Lock: Check operation including park/neutral position switch
- ◆ Battery: Check (3.2L, 3.6L, 4.2L, 5.0L TDI, 6.0L W12 only)
- ◆ Brake System: Check for leaks/damage, brake pad thickness, and brake fluid level
- ◆ Engine: Change engine oil and oil filter (1.8L Turbo Only)
- ◆ Engine: Change engine oil and oil filter
- ◆ Rear Spoiler: Lubricate (New Beetle Only)
- ◆ Service Interval Display: Reset (where applicable)
- ◆ Tire Pressure Monitoring System Sensors: Check battery charge, replace wheel electronics and aluminum valve if necessary (where applicable)
- ◆ Tires: Check condition, tread depth and adjust pressure if needed (including spare)
- ◆ Water Separator: Drain (TDI Engines Only)
- ◆ Wheels: Rotate front to rear
- ◆ Windshield Washer Fluid: Check level: add if needed

10.1.20 Service at 95,000 miles

- ◆ Engine: Change engine oil and oil filter (1.8L Turbo Only)

10.1.21 Service at 100,000 miles

- ◆ Automatic Shift Lock: Check operation including park/neutral position switch
- ◆ Battery: Check
- ◆ Battery: Check (3.2L, 3.6L, 4.2L, 5.0L TDI, 6.0L W12 only)
- ◆ Brake System: Check for leaks/damage, brake pad thickness, and brake fluid level
- ◆ Cooling System: Check coolant level: add if needed



- ◆ Diesel Particle Filter: Check (1.9L TDI only)
- ◆ Diesel Particle Filter: Replace (5.0L TDI only)
- ◆ Diesel Particle Filter: Check soot load measurement (5.0L TDI only)
- ◆ Door Check Straps: Lubricate
- ◆ Dust and Pollen Filter: Replace (where applicable)
- ◆ Drive Shafts: Check boots
- ◆ Engine: Change engine oil and oil filter (1.8L Turbo Only)
- ◆ Engine: Change engine oil and oil filter
- ◆ Engine: Check for leaks
- ◆ Exhaust System: Check for damage and leaks
- ◆ Front Axle: Check dust seals on ball joints and Tie Rod Ends: Check tie rods
- ◆ Fuel Filter: Replace (TDI Engines Only)
- ◆ Headlamps: Check and adjust if needed
- ◆ On-Board Diagnostic System: Check fault memory and erase if necessary
- ◆ Power Steering: Check fluid level (4.2L, 5.0L TDI, 6.0L W12 only)
- ◆ Road test: Check kickdown, braking, steering, heating and ventilation, air conditioning, power accessories and electrical systems
- ◆ Rear Spoiler: Lubricate (New Beetle Only)
- ◆ Service Interval Display: Reset (where applicable)
- ◆ Sunroof Frame: Clean and lubricate
- ◆ Timing Belt: Check condition (1.8L, 2.0L, 2.0L TFSI)
- ◆ Tire Pressure Monitoring System Sensors: Check battery charge, replace wheel electronics and aluminum valve if necessary (where applicable)
- ◆ Tires: Check condition, tread depth and adjust pressure if needed (including spare)
- ◆ Transmission: Automatic: Check for leaks (1.8L Turbo, 1.9L TDI, 2.0L, 2.0L TFSI, 2.5L, 3.2L, 3.6L, 4.2L, 5.0L TDI, 6.0L W12 only)
- ◆ Transmission: Automatic: Check ATF (4.2L, 5.0L TDI only)
- ◆ Transmission: Automatic: Change ATF (6.0L W12 only)
- ◆ Transmission: Direct Shift (DSG): Check fluid (2.0L TFSI)
- ◆ Transmission: Manual: Check oil level: add if needed: Check for leaks (1.8L Turbo, 1.9L TDI, 2.0L, 2.0L TFSI, 3.2L, 3.6L, 4.2L, 5.0L TDI only)
- ◆ Water Separator: Drain (TDI Engines Only)
- ◆ Wheels: Rotate front to rear
- ◆ Windshield Washer Fluid: Check level: add if needed

10.1.22 Service at 105,000 miles

- ◆ Engine: Change engine oil and oil filter (1.8L Turbo Only)



10.2 MY 2006 Maintenance Intervals - Canada

⇒ ["10.2.1 Time-Dependent Maintenance Items", page 286](#)

⇒ ["10.2.2 Service at 8,000 kilometers", page 287](#)

⇒ ["10.2.3 Service at 16,000 kilometers", page 287](#)

⇒ ["10.2.4 Service at 24,000 kilometers", page 287](#)

⇒ ["10.2.5 Service at 32,000 kilometers", page 287](#)

⇒ ["10.2.6 Service at 40,000 kilometers", page 288](#)

⇒ ["10.2.7 Service at 48,000 kilometers", page 288](#)

⇒ ["10.2.8 Service at 56,000 kilometers", page 289](#)

⇒ ["10.2.9 Service at 64,000 kilometers", page 289](#)

⇒ ["10.2.10 Service at 72,000 kilometers", page 290](#)

⇒ ["10.2.11 Service at 80,000 kilometers", page 290](#)

⇒ ["10.2.12 Service at 88,000 kilometers", page 291](#)

⇒ ["10.2.13 Service at 96,000 kilometers", page 291](#)

⇒ ["10.2.14 Service at 104,000 kilometers", page 292](#)

⇒ ["10.2.15 Service at 112,000 kilometers", page 292](#)

⇒ ["10.2.16 Service at 120,000 kilometers", page 292](#)

⇒ ["10.2.17 Service at 128,000 kilometers", page 292](#)

⇒ ["10.2.18 Service at 136,000 kilometers", page 294](#)

⇒ ["10.2.19 Service at 144,000 kilometers", page 294](#)

⇒ ["10.2.20 Service at 152,000 kilometers", page 294](#)

⇒ ["10.2.21 Service at 160,000 kilometers", page 294](#)

⇒ ["10.2.22 Service at 168,000 kilometers", page 295](#)

10.2.1 Time-Dependent Maintenance Items

Every 1 year

Perform visual check of airbag system.

Every 2 years

- ◆ Dust and pollen filter: Replace (if applicable)
- ◆ Check function of convertible top and check roll-over protection with convertible top open. (if applicable) (or every 32,000 km, whichever occurs first)
- ◆ Brake fluid: Replace

Every 4 years regardless of kilometers driven

- ◆ Air filter element: Replace and clean housing (New Beetle only)
- ◆ Tire filler bottle in the tire mobility set: Replace (observe expiration date)
- ◆ Spark Plugs: Replace (for vehicles driven less than 64,000 km in 4 years)

Every 6 years regardless of kilometers driven

- ◆ Air filter element: Replace and clean housing (for vehicles driven less than 96,000 km in 6 years)



- ◆ Tire pressure sensors: Replace (where applicable)
- ◆ Spark Plugs: Replace (2.0L TFSI only) (for vehicles driven less than 96,000 km in 6 years)

10.2.2 Service at 8,000 kilometers

- ◆ Engine: Change engine oil and oil filter (1.8L Turbo Only)
- ◆ Engine: Change engine oil and oil filter
- ◆ Service Interval Display: Reset (where applicable)
- ◆ Water Separator: Drain (TDI Engines Only)

10.2.3 Service at 16,000 kilometers

- ◆ Automatic Shift Lock: Check operation including park/neutral position switch
- ◆ Battery: Check (3.2L, 3.6L, 4.2L, 5.0L TDI, 6.0L W12 only)
- ◆ Brake System: Check for leaks/damage, brake pad thickness, and brake fluid level
- ◆ Engine: Change engine oil and oil filter (1.8L Turbo Only)
- ◆ Engine: Change engine oil and oil filter
- ◆ Rear Spoiler: Lubricate (New Beetle Only)
- ◆ Service Interval Display: Reset (where applicable)
- ◆ Tire Pressure Monitoring System Sensors: Check battery charge, replace wheel electronics and aluminum valve if necessary (where applicable)
- ◆ Tires: Check condition, tread depth and adjust pressure if needed (including spare)
- ◆ Water Separator: Drain (TDI Engines Only)
- ◆ Wheels: Rotate front to rear
- ◆ Windshield Washer Fluid: Check level: add if needed

10.2.4 Service at 24,000 kilometers

- ◆ Engine: Change engine oil and oil filter (1.8L Turbo Only)

10.2.5 Service at 32,000 kilometers

- ◆ Automatic Shift Lock: Check operation including park/neutral position switch
- ◆ Battery: Check
- ◆ Battery: Check (3.2L, 3.6L, 4.2L, 5.0L TDI, 6.0L W12 only)
- ◆ Brake System: Check for leaks/damage, brake pad thickness, and brake fluid level
- ◆ Cooling System: Check coolant level: add if needed
- ◆ Door Check Straps: Lubricate
- ◆ Dust and Pollen Filter: Replace (where applicable)
- ◆ Drive Shafts: Check boots
- ◆ Engine: Change engine oil and oil filter
- ◆ Engine: Change engine oil and oil filter (1.8L Turbo Only)
- ◆ Engine: Check for leaks
- ◆ Exhaust System: Check for damage and leaks



- ◆ Front Axle: Check dust seals on ball joints and Tie Rod Ends: Check tie rods
- ◆ Fuel Filter: Replace (TDI Engines Only)
- ◆ Headlamps: Check and adjust if needed
- ◆ On-Board Diagnostic System: Check fault memory and erase if necessary
- ◆ Power Steering: Check fluid level (4.2L, 5.0L TDI, 6.0L W12 only)
- ◆ Road test: Check kickdown, braking, steering, heating and ventilation, air conditioning, power accessories and electrical systems
- ◆ Rear Spoiler: Lubricate (New Beetle Only)
- ◆ Service Interval Display: Reset (where applicable)
- ◆ Sunroof Frame: Clean and lubricate
- ◆ Tire Pressure Monitoring System Sensors: Check battery charge, replace wheel electronics and aluminum valve if necessary (where applicable)
- ◆ Tires: Check condition, tread depth and adjust pressure if needed (including spare)
- ◆ Transmission: Automatic: Check for leaks (1.8L Turbo, 1.9L TDI, 2.0L, 2.0L TFSI, 2.5L, 3.2L, 3.6L, 4.2L, 5.0L TDI, 6.0L W12 only)
- ◆ Transmission: Automatic: Check ATF (4.2L, 5.0L TDI only)
- ◆ Transmission: Automatic: Change ATF (6.0L W12 only)
- ◆ Transmission: Direct Shift (DSG): Check fluid (2.0L TFSI)
- ◆ Transmission: Manual: Check oil level: add if needed: Check for leaks (1.8L Turbo, 1.9L TDI, 2.0L, 2.0L TFSI, 3.2L, 3.6L, 4.2L, 5.0L TDI only)
- ◆ Water Separator: Drain (TDI Engines Only)
- ◆ Wheels: Rotate front to rear
- ◆ Windshield Washer Fluid: Check level: add if needed

10.2.6 Service at 40,000 kilometers

- ◆ Engine: Change engine oil and oil filter (1.8L Turbo Only)

10.2.7 Service at 48,000 kilometers

- ◆ Automatic Shift Lock: Check operation including park/neutral position switch
- ◆ Battery: Check (3.2L, 3.6L, 4.2L, 5.0L TDI, 6.0L W12 only)
- ◆ Brake System: Check for leaks/damage, brake pad thickness, and brake fluid level
- ◆ Engine: Change engine oil and oil filter (1.8L Turbo Only)
- ◆ Engine: Change engine oil and oil filter
- ◆ Rear Spoiler: Lubricate (New Beetle Only)
- ◆ Service Interval Display: Reset (where applicable)
- ◆ Tire Pressure Monitoring System Sensors: Check battery charge, replace wheel electronics and aluminum valve if necessary (where applicable)



- ◆ Tires: Check condition, tread depth and adjust pressure if needed (including spare)
- ◆ Water Separator: Drain (TDI Engines Only)
- ◆ Wheels: Rotate front to rear
- ◆ Windshield Washer Fluid: Check level: add if needed

10.2.8 Service at 56,000 kilometers

- ◆ Engine: Change engine oil and oil filter (1.8L Turbo Only)

10.2.9 Service at 64,000 kilometers

- ◆ Air Cleaner: Replace filter and Clean Housing
- ◆ Air Suspension: Check for damage or leaks (3.2L, 3.6L, 4.2L, 5.0L TDI only)
- ◆ Automatic Shift Lock: Check operation including park/neutral position switch
- ◆ Battery: Check
- ◆ Battery: Check (3.2L, 3.6L, 4.2L, 5.0L TDI, 6.0L W12 only)
- ◆ Brake System: Check for leaks/damage, brake pad thickness, and brake fluid level
- ◆ Cooling System: Check coolant level: add if needed
- ◆ Door Check Straps: Lubricate
- ◆ Dust and Pollen Filter: Replace (where applicable)
- ◆ Dust and Pollen Filter: Replace (3.6L, 5.0L TDI only)
- ◆ Drive Shafts: Check boots
- ◆ Engine: Change engine oil and oil filter (1.8L Turbo Only)
- ◆ Engine: Change engine oil and oil filter
- ◆ Engine: Check for leaks
- ◆ Exhaust System: Check for damage and leaks
- ◆ Front Axle: Check dust seals on ball joints and Tie Rod Ends: Check tie rods
- ◆ Fuel Filter: Replace (TDI Engines Only)
- ◆ Haldex Clutch: Change Fluid (where applicable), (3.6L only)
- ◆ Headlamps: Check and adjust if needed
- ◆ Interior/Exterior Lamps: Check function (3.2L, 3.6L, 4.2L, 5.0L TDI, 6.0L W12 only)
- ◆ On-Board Diagnostic System: Check fault memory and erase if necessary
- ◆ Power Steering: Check fluid level (1.8L Turbo, 1.9L TDI, 2.0L, 3.6L, 4.2L only)
- ◆ Power Steering: Check fluid level (4.2L, 5.0L TDI, 6.0L W12 only)
- ◆ Road test: Check kickdown, braking, steering, heating and ventilation, air conditioning, power accessories and electrical systems
- ◆ Rear Spoiler: Lubricate (New Beetle Only)
- ◆ Service Interval Display: Reset (where applicable)



Protected by copyright. Copying or reproduction in part or in whole, is not permitted without express authorisation by Volkswagen AG. Volkswagen AG does not guarantee or accept any liability with respect to the correctness of information in this document. Copyright by Volkswagen AG.



- ◆ Spark Plugs: Replace (1.8L, 2.0L, 2.5L, 3.2L except Touareg V8, Passat and Touareg 3.6L, 6.0L W12 Phaeton Only)
- ◆ Sunroof Frame: Clean and lubricate
- ◆ Tire Pressure Monitoring System Sensors: Check battery charge, replace wheel electronics and aluminum valve if necessary (where applicable)
- ◆ Tires: Check condition, tread depth and adjust pressure if needed (including spare)
- ◆ Transmission: Automatic: Check for leaks (1.8L Turbo, 1.9L TDI, 2.0L, 2.0L TFSI, 2.5L, 3.2L, 3.6L, 4.2L, 5.0L TDI, 6.0L W12 only)
- ◆ Transmission: Automatic: Check ATF and final drive (1.8L Turbo, 1.9L TDI, 2.0L, 2.0L TFSI, 2.5L, 3.2L, 3.6L only)
- ◆ Transmission: Automatic: Check ATF (4.2L, 5.0L TDI only)
- ◆ Transmission: Automatic: Change ATF (6.0L W12 only)
- ◆ Transmission: Direct Shift (DSG): Check fluid (2.0L TFSI)
- ◆ Transmission: Direct Shift (DSG): Change fluid and filter (1.9L TDI, 2.0L TFSI, 2.5L only)
- ◆ Transmission: Manual: Check oil level: add if needed: Check for leaks (1.8L Turbo, 1.9L TDI, 2.0L, 2.0L TFSI, 3.2L, 3.6L, 4.2L, 5.0L TDI only)
- ◆ Underbody: Check for damage
- ◆ V-Belt / Ribbed belt: Check and adjust if needed
- ◆ Water Separator: Drain (TDI Engines Only)
- ◆ Wheels: Rotate front to rear
- ◆ Wiper Blades: Check
- ◆ Windshield Washer Fluid: Check level: add if needed

10.2.10 Service at 72,000 kilometers

- ◆ Engine: Change engine oil and oil filter (1.8L Turbo Only)

10.2.11 Service at 80,000 kilometers

- ◆ Automatic Shift Lock: Check operation including park/neutral position switch
- ◆ Battery: Check (3.2L, 3.6L, 4.2L, 5.0L TDI, 6.0L W12 only)
- ◆ Brake System: Check for leaks/damage, brake pad thickness, and brake fluid level
- ◆ Engine: Change engine oil and oil filter (1.8L Turbo Only)
- ◆ Engine: Change engine oil and oil filter
- ◆ Rear Spoiler: Lubricate (New Beetle Only)
- ◆ Service Interval Display: Reset (where applicable)
- ◆ Tire Pressure Monitoring System Sensors: Check battery charge, replace wheel electronics and aluminum valve if necessary (where applicable)
- ◆ Tires: Check condition, tread depth and adjust pressure if needed (including spare)
- ◆ Water Separator: Drain (TDI Engines Only)
- ◆ Wheels: Rotate front to rear
- ◆ Windshield Washer Fluid: Check level: add if needed



10.2.12 Service at 88,000 kilometers

- ◆ Engine: Change engine oil and oil filter (1.8L Turbo Only)

10.2.13 Service at 96,000 kilometers

- ◆ Automatic Shift Lock: Check operation including park/neutral position switch
- ◆ Battery: Check
- ◆ Battery: Check (3.2L, 3.6L, 4.2L, 5.0L TDI, 6.0L W12 only)
- ◆ Brake System: Check for leaks/damage, brake pad thickness, and brake fluid level
- ◆ Cooling System: Check coolant level: add if needed
- ◆ Diesel Particle Filter: Check soot load measurement (5.0L TDI only)
- ◆ Door Check Straps: Lubricate
- ◆ Dust and Pollen Filter: Replace (where applicable)
- ◆ Drive Shafts: Check boots
- ◆ Engine: Change engine oil and oil filter
- ◆ Engine: Change engine oil and oil filter (1.8L Turbo Only)
- ◆ Engine: Check for leaks
- ◆ Exhaust System: Check for damage and leaks
- ◆ Front Axle: Check dust seals on ball joints and Tie Rod Ends: Check tie rods
- ◆ Fuel Filter: Replace (TDI Engines Only)
- ◆ Headlamps: Check and adjust if needed
- ◆ On-Board Diagnostic System: Check fault memory and erase if necessary
- ◆ Power Steering: Check fluid level (4.2L, 5.0L TDI, 6.0L W12 only)
- ◆ Road test: Check kickdown, braking, steering, heating and ventilation, air conditioning, power accessories and electrical systems
- ◆ Rear Spoiler: Lubricate (New Beetle Only)
- ◆ Service Interval Display: Reset (where applicable)
- ◆ Spark Plugs: Replace (2.0L TFSI, Touareg and Phaeton V8 4.2L, only)
- ◆ Sunroof Frame: Clean and lubricate
- ◆ Timing Belt: Check condition (1.8L, 2.0L, 2.0L TFSI)
- ◆ Tire Pressure Monitoring System Sensors: Check battery charge, replace wheel electronics and aluminum valve if necessary (where applicable)
- ◆ Tires: Check condition, tread depth and adjust pressure if needed (including spare)
- ◆ Transmission: Automatic: Check for leaks (1.8L Turbo, 1.9L TDI, 2.0L, 2.0L TFSI, 2.5L, 3.2L, 3.6L, 4.2L, 5.0L TDI, 6.0L W12 only)
- ◆ Transmission: Automatic: Check ATF (4.2L, 5.0L TDI only)
- ◆ Transmission: Automatic: Change ATF (6.0L W12 only)



- ◆ Transmission: Direct Shift (DSG): Check fluid (2.0L TFSI)
- ◆ Transmission: Manual: Check oil level: add if needed: Check for leaks (1.8L Turbo, 1.9L TDI, 2.0L, 2.0L TFSI, 3.2L, 3.6L, 4.2L, 5.0L TDI only)
- ◆ Water Separator: Drain (TDI Engines Only)
- ◆ Wheels: Rotate front to rear
- ◆ Windshield Washer Fluid: Check level: add if needed

10.2.14 Service at 104,000 kilometers

- ◆ Engine: Change engine oil and oil filter (1.8L Turbo Only)

10.2.15 Service at 112,000 kilometers

- ◆ Automatic Shift Lock: Check operation including park/neutral position switch
- ◆ Battery: Check (3.2L, 3.6L, 4.2L, 5.0L TDI, 6.0L W12 only)
- ◆ Brake System: Check for leaks/damage, brake pad thickness, and brake fluid level
- ◆ Engine: Change engine oil and oil filter (1.8L Turbo Only)
- ◆ Engine: Change engine oil and oil filter
- ◆ Rear Spoiler: Lubricate (New Beetle Only)
- ◆ Service Interval Display: Reset (where applicable)
- ◆ Tire Pressure Monitoring System Sensors: Check battery charge, replace wheel electronics and aluminum valve if necessary (where applicable)
- ◆ Tires: Check condition, tread depth and adjust pressure if needed (including spare)
- ◆ Water Separator: Drain (TDI Engines Only)
- ◆ Wheels: Rotate front to rear
- ◆ Windshield Washer Fluid: Check level: add if needed

10.2.16 Service at 120,000 kilometers

- ◆ Engine: Change engine oil and oil filter (1.8L Turbo Only)

10.2.17 Service at 128,000 kilometers

- ◆ Air Cleaner: Replace filter and Clean Housing
- ◆ Air Suspension: Check for damage or leaks (3.2L, 3.6L, 4.2L, 5.0L TDI only)
- ◆ Automatic Shift Lock: Check operation including park/neutral position switch
- ◆ Battery: Check
- ◆ Battery: Check (3.2L, 3.6L, 4.2L, 5.0L TDI, 6.0L W12 only)
- ◆ Brake System: Check for leaks/damage, brake pad thickness, and brake fluid level
- ◆ Cooling System: Check coolant level: add if needed
- ◆ Diesel Particle Filter: Check soot load measurement (5.0L TDI only)
- ◆ Door Check Straps: Lubricate
- ◆ Dust and Pollen Filter: Replace (where applicable)



- ◆ Dust and Pollen Filter: Replace (3.6L, 5.0L TDI only)
- ◆ Drive Shafts: Check boots
- ◆ Engine: Change engine oil and oil filter (1.8L Turbo Only)
- ◆ Engine: Change engine oil and oil filter
- ◆ Engine: Check for leaks
- ◆ Exhaust System: Check for damage and leaks
- ◆ Front Axle: Check dust seals on ball joints and Tie Rod Ends: Check tie rods
- ◆ Fuel Filter: Replace (TDI Engines Only)
- ◆ Haldex Clutch: Change Fluid (where applicable), (3.6L only)
- ◆ Headlamps: Check and adjust if needed
- ◆ Interior/Exterior Lamps: Check function (3.2L, 3.6L, 4.2L, 5.0L TDI, 6.0L W12 only)
- ◆ On-Board Diagnostic System: Check fault memory and erase if necessary
- ◆ Power Steering: Check fluid level (1.8L Turbo, 1.9L TDI, 2.0L, 3.6L, 4.2L only)
- ◆ Power Steering: Check fluid level (4.2L, 5.0L TDI, 6.0L W12 only)
- ◆ Road test: Check kickdown, braking, steering, heating and ventilation, air conditioning, power accessories and electrical systems
- ◆ Rear Spoiler: Lubricate (New Beetle Only)
- ◆ Service Interval Display: Reset (where applicable)
- ◆ Spark Plugs: Replace (1.8L, 2.0L, 2.5L, 3.2L except Touareg V8, Passat and Touareg 3.6L, 6.0L W12 Phaeton Only)
- ◆ Sunroof Frame: Clean and lubricate
- ◆ Timing Belt: Replace (1.9L TDI, Touareg and Phaeton V8 4.2L)
- ◆ Timing Belt: Check condition (1.8L, 2.0L, 2.0L TFSI)
- ◆ Tire Pressure Monitoring System Sensors: Check battery charge, replace wheel electronics and aluminum valve if necessary (where applicable)
- ◆ Tires: Check condition, tread depth and adjust pressure if needed (including spare)
- ◆ Transmission: Automatic: Check for leaks (1.8L Turbo, 1.9L TDI, 2.0L, 2.0L TFSI, 2.5L, 3.2L, 3.6L, 4.2L, 5.0L TDI, 6.0L W12 only)
- ◆ Transmission: Automatic: Check ATF and final drive (1.8L Turbo, 1.9L TDI, 2.0L, 2.0L TFSI, 2.5L, 3.2L, 3.6L only)
- ◆ Transmission: Automatic: Check ATF (4.2L , 5.0L TDI only)
- ◆ Transmission: Automatic: Change ATF (6.0L W12 only)
- ◆ Transmission: Direct Shift (DSG): Check fluid (2.0L TFSI)
- ◆ Transmission: Direct Shift (DSG): Change fluid and filter (1.9L TDI, 2.0L TFSI, 2.5L only)
- ◆ Transmission: Manual: Check oil level: add if needed: Check for leaks (1.8L Turbo, 1.9L TDI, 2.0L, 2.0L TFSI, 3.2L, 3.6L, 4.2L, 5.0L TDI only)



- ◆ Underbody: Check for damage
- ◆ V-Belt / Ribbed belt: Check and adjust if needed
- ◆ Ribbed Belt Guide Rollers: Replace (Phaeton V8 4.2L only)
- ◆ Water Separator: Drain (TDI Engines Only)
- ◆ Wheels: Rotate front to rear
- ◆ Wiper Blades: Check
- ◆ Windshield Washer Fluid: Check level: add if needed

10.2.18 Service at 136,000 kilometers

- ◆ Engine: Change engine oil and oil filter (1.8L Turbo Only)

10.2.19 Service at 144,000 kilometers

- ◆ Automatic Shift Lock: Check operation including park/neutral position switch
- ◆ Battery: Check (3.2L, 3.6L, 4.2L, 5.0L TDI, 6.0L W12 only)
- ◆ Brake System: Check for leaks/damage, brake pad thickness, and brake fluid level
- ◆ Engine: Change engine oil and oil filter (1.8L Turbo Only)
- ◆ Engine: Change engine oil and oil filter
- ◆ Rear Spoiler: Lubricate (New Beetle Only)
- ◆ Service Interval Display: Reset (where applicable)
- ◆ Tire Pressure Monitoring System Sensors: Check battery charge, replace wheel electronics and aluminum valve if necessary (where applicable)
- ◆ Tires: Check condition, tread depth and adjust pressure if needed (including spare)
- ◆ Water Separator: Drain (TDI Engines Only)
- ◆ Wheels: Rotate front to rear
- ◆ Windshield Washer Fluid: Check level: add if needed

10.2.20 Service at 152,000 kilometers

- ◆ Engine: Change engine oil and oil filter (1.8L Turbo Only)

10.2.21 Service at 160,000 kilometers

- ◆ Automatic Shift Lock: Check operation including park/neutral position switch
- ◆ Battery: Check
- ◆ Battery: Check (3.2L, 3.6L, 4.2L, 5.0L TDI, 6.0L W12 only)
- ◆ Brake System: Check for leaks/damage, brake pad thickness, and brake fluid level
- ◆ Cooling System: Check coolant level: add if needed
- ◆ Diesel Particle Filter: Check (1.9L TDI only)
- ◆ Diesel Particle Filter: Replace (5.0L TDI only)
- ◆ Diesel Particle Filter: Check soot load measurement (5.0L TDI only)
- ◆ Door Check Straps: Lubricate
- ◆ Dust and Pollen Filter: Replace (where applicable)



- ◆ Drive Shafts: Check boots
- ◆ Engine: Change engine oil and oil filter (1.8L Turbo Only)
- ◆ Engine: Change engine oil and oil filter
- ◆ Engine: Check for leaks
- ◆ Exhaust System: Check for damage and leaks
- ◆ Front Axle: Check dust seals on ball joints and Tie Rod Ends: Check tie rods
- ◆ Fuel Filter: Replace (TDI Engines Only)
- ◆ Headlamps: Check and adjust if needed
- ◆ On-Board Diagnostic System: Check fault memory and erase if necessary
- ◆ Power Steering: Check fluid level (4.2L, 5.0L TDI, 6.0L W12 only)
- ◆ Road test: Check kickdown, braking, steering, heating and ventilation, air conditioning, power accessories and electrical systems
- ◆ Rear Spoiler: Lubricate (New Beetle Only)
- ◆ Service Interval Display: Reset (where applicable)
- ◆ Sunroof Frame: Clean and lubricate
- ◆ Timing Belt: Check condition (1.8L, 2.0L, 2.0L TFSI)
- ◆ Tire Pressure Monitoring System Sensors: Check battery charge, replace wheel electronics and aluminum valve if necessary (where applicable)
- ◆ Tires: Check condition, tread depth and adjust pressure if needed (including spare)
- ◆ Transmission: Automatic: Check for leaks (1.8L Turbo, 1.9L TDI, 2.0L, 2.0L TFSI, 2.5L, 3.2L, 3.6L, 4.2L, 5.0L TDI, 6.0L W12 only)
- ◆ Transmission: Automatic: Check ATF (4.2L, 5.0L TDI only)
- ◆ Transmission: Automatic: Change ATF (6.0L W12 only)
- ◆ Transmission: Direct Shift (DSG): Check fluid (2.0L TFSI)
- ◆ Transmission: Manual: Check oil level: add if needed: Check for leaks (1.8L Turbo, 1.9L TDI, 2.0L, 2.0L TFSI, 3.2L, 3.6L, 4.2L, 5.0L TDI only)
- ◆ Water Separator: Drain (TDI Engines Only)
- ◆ Wheels: Rotate front to rear
- ◆ Windshield Washer Fluid: Check level: add if needed

10.2.22 Service at 168,000 kilometers

- ◆ Engine: Change engine oil and oil filter (1.8L Turbo Only)



11 MY 2005 Maintenance Intervals

⇒ ["11.1 MY 2005 Maintenance Intervals - USA", page 296](#)

⇒ ["11.2 MY 2005 Maintenance Intervals - Canada", page 306](#)

11.1 MY 2005 Maintenance Intervals - USA

⇒ ["11.1.1 Time-Dependent Maintenance Items", page 296](#)

⇒ ["11.1.2 Service at 5,000 miles", page 297](#)

⇒ ["11.1.3 Service at 10,000 miles", page 297](#)

⇒ ["11.1.4 Service at 15,000 miles", page 297](#)

⇒ ["11.1.5 Service at 20,000 miles", page 297](#)

⇒ ["11.1.6 Service at 25,000 miles", page 298](#)

⇒ ["11.1.7 Service at 30,000 miles", page 298](#)

⇒ ["11.1.8 Service at 35,000 miles", page 299](#)

⇒ ["11.1.9 Service at 40,000 miles", page 299](#)

⇒ ["11.1.10 Service at 45,000 miles", page 300](#)

⇒ ["11.1.11 Service at 50,000 miles", page 300](#)

⇒ ["11.1.12 Service at 55,000 miles", page 300](#)

⇒ ["11.1.13 Service at 60,000 miles", page 301](#)

⇒ ["11.1.14 Service at 65,000 miles", page 302](#)

⇒ ["11.1.15 Service at 70,000 miles", page 302](#)

⇒ ["11.1.16 Service at 75,000 miles", page 302](#)

⇒ ["11.1.17 Service at 80,000 miles", page 302](#)

⇒ ["11.1.18 Service at 85,000 miles", page 303](#)

⇒ ["11.1.19 Service at 90,000 miles", page 303](#)

⇒ ["11.1.20 Service at 95,000 miles", page 304](#)

⇒ ["11.1.21 Service at 100,000 miles", page 304](#)

⇒ ["11.1.22 Service at 105,000 miles", page 305](#)

11.1.1 Time-Dependent Maintenance Items

Every 1 year

Perform visual check of airbag system.

Every 2 years

- ◆ Dust and pollen filter: Replace (if applicable)
- ◆ Check function of convertible top and check roll-over protection with convertible top open. (if applicable) (or every 20,000 miles, whichever occurs first)
- ◆ Brake fluid: Replace
- ◆ Front Sunroof Drains (where applicable): Open Sunroof to check front water drains and clean if necessary.
- ◆ Plenum Panel: Remove cover for plenum panel to check water drains and clean if necessary. (Passat and Passat Wagon only)



Every 4 years regardless of miles driven

- ◆ Tire filler bottle in the tire mobility set: Replace (observe expiration date)
- ◆ Spark Plugs: Replace (for vehicles driven less than 40,000 miles in 4 years)

Every 6 years regardless of miles driven

- ◆ Air filter element: Replace and clean housing (for vehicles driven less than 60,000 miles in 6 years)
- ◆ Tire pressure sensors: Replace (where applicable)

11.1.2 Service at 5,000 miles

- ◆ Engine: Change engine oil and oil filter (1.8L Turbo, 2.8L Only)
- ◆ Engine: Change engine oil and oil filter
- ◆ Service Interval Display: Reset (where applicable)
- ◆ Water Separator: Drain (TDI Engines Only)

11.1.3 Service at 10,000 miles

- ◆ Automatic Shift Lock: Check operation including park/neutral position switch
- ◆ Battery: Check (2.8L VR6, 3.2L, 4.2L, 6.0L Only)
- ◆ Brake System: Check for leaks/damage, brake pad thickness, and brake fluid level
- ◆ Engine: Change engine oil and oil filter (1.8L Turbo, 2.8L Only)
- ◆ Engine: Change engine oil and oil filter
- ◆ Rear Spoiler: Lubricate (New Beetle Only)
- ◆ Service Interval Display: Reset (where applicable)
- ◆ Tire Pressure Monitoring System Sensors: Check battery charge, replace wheel electronics and aluminum valve if necessary (where applicable)
- ◆ Tires: Check condition, tread depth and adjust pressure if needed (including spare)
- ◆ Water Separator: Drain (TDI Engines Only)
- ◆ Wheels: Rotate front to rear
- ◆ Windshield Washer Fluid: Check level: add if needed

11.1.4 Service at 15,000 miles

- ◆ Engine: Change engine oil and oil filter (1.8L Turbo, 2.8L Only)

11.1.5 Service at 20,000 miles

- ◆ Automatic Shift Lock: Check operation including park/neutral position switch
- ◆ Battery: Check
- ◆ Battery: Check (2.8L VR6, 3.2L, 4.2L, 6.0L Only)
- ◆ Brake System: Check for leaks/damage, brake pad thickness, and brake fluid level
- ◆ Cooling System: Check coolant level: add if needed
- ◆ Door Check Straps: Lubricate
- ◆ Dust and Pollen Filter: Replace (where applicable)



- ◆ Drive Shafts: Check boots
- ◆ Engine: Change engine oil and oil filter (1.8L Turbo, 2.8L Only)
- ◆ Engine: Change engine oil and oil filter
- ◆ Engine: Check for leaks
- ◆ Exhaust System: Check for damage and leaks
- ◆ Front Axle: Check dust seals on ball joints and Tie Rod Ends: Check tie rods
- ◆ Fuel Filter: Replace (TDI Engines Only)
- ◆ Headlamps: Check and adjust if needed
- ◆ On-Board Diagnostic System: Check fault memory and erase if necessary
- ◆ Power Steering: Check fluid level (3.2L, 4.2L only)
- ◆ Road test: Check kickdown, braking, steering, heating and ventilation, air conditioning, power accessories and electrical systems
- ◆ Rear Spoiler: Lubricate (New Beetle Only)
- ◆ Service Interval Display: Reset (where applicable)
- ◆ Sunroof Frame: Clean and lubricate
- ◆ Tire Pressure Monitoring System Sensors: Check battery charge, replace wheel electronics and aluminum valve if necessary (where applicable)
- ◆ Tires: Check condition, tread depth and adjust pressure if needed (including spare)
- ◆ Transmission: Automatic: Check for leaks
- ◆ Transmission: Automatic: Check ATF (3.2L, 4.2L, 6.0L only)
- ◆ Transmission: Manual: Check oil level: add if needed: Check for leaks (1.9L, 2.0L, 2.0L TFSI, 2.5L, 2.8L, 2.8L VR6, 3.2L, 4.0L W8, 4.2L only)
- ◆ Water Separator: Drain (TDI Engines Only)
- ◆ Wheels: Rotate front to rear
- ◆ Windshield Washer Fluid: Check level: add if needed

11.1.6 Service at 25,000 miles

- ◆ Engine: Change engine oil and oil filter (1.8L Turbo, 2.8L Only)

11.1.7 Service at 30,000 miles

- ◆ Automatic Shift Lock: Check operation including park/neutral position switch
- ◆ Battery: Check (2.8L VR6, 3.2L, 4.2L, 6.0L Only)
- ◆ Brake System: Check for leaks/damage, brake pad thickness, and brake fluid level
- ◆ Engine: Change engine oil and oil filter (1.8L Turbo, 2.8L Only)
- ◆ Engine: Change engine oil and oil filter
- ◆ Rear Spoiler: Lubricate (New Beetle Only)
- ◆ Service Interval Display: Reset (where applicable)
- ◆ Tire Pressure Monitoring System Sensors: Check battery charge, replace wheel electronics and aluminum valve if necessary (where applicable)



- ◆ Tires: Check condition, tread depth and adjust pressure if needed (including spare)
- ◆ Water Separator: Drain (TDI Engines Only)
- ◆ Wheels: Rotate front to rear
- ◆ Windshield Washer Fluid: Check level: add if needed

11.1.8 Service at 35,000 miles

- ◆ Engine: Change engine oil and oil filter (1.8L Turbo, 2.8L Only)

11.1.9 Service at 40,000 miles

- ◆ Air Cleaner: Replace filter
- ◆ Air Suspension: Check for damage or leaks (3.2L, 6.0L only)
- ◆ Automatic Shift Lock: Check operation including park/neutral position switch
- ◆ Battery: Check
- ◆ Battery: Check (2.8L VR6, 3.2L, 4.2L, 6.0L Only)
- ◆ Brake System: Check for leaks/damage, brake pad thickness and brake fluid level
- ◆ Cooling System: Check coolant level: add if needed
- ◆ Door Check Straps: Lubricate
- ◆ Dust and Pollen Filter: Replace (where applicable)
- ◆ Drive Shafts: Check boots
- ◆ Engine: Change engine oil and oil filter (1.8L Turbo, 2.8L Only)
- ◆ Engine: Change engine oil and oil filter
- ◆ Engine: Check for leaks
- ◆ Exhaust System: Check for damage and leaks
- ◆ Front Axle: Check dust seals on ball joints and Tie Rod Ends: Check tie rods
- ◆ Fuel Filter: Replace (TDI Engines Only)
- ◆ Headlamps: Check and adjust if needed
- ◆ Interior/Exterior Lamps: Check function (3.2L, 4.2L only)
- ◆ On-Board Diagnostic System: Check fault memory and erase if necessary
- ◆ Power Steering: Check fluid level
- ◆ Power Steering: Check fluid level (3.2L, 4.2L only)
- ◆ Road test: Check kickdown, braking, steering, heating and ventilation, air conditioning, power accessories and electrical systems
- ◆ Rear Spoiler: Lubricate (New Beetle Only)
- ◆ Service Interval Display: Reset (where applicable)
- ◆ Spark Plugs: Replace (1.8L, 2.0L, 2.5L, 2.8L, 2.8L VR6, All 3.2L except Touareg V8, 4.0L W8 only)
- ◆ Sunroof Frame: Clean and lubricate
- ◆ Tire Pressure Monitoring System Sensors: Check battery charge, replace wheel electronics and aluminum valve if necessary (where applicable)



- ◆ Tires: Check condition, tread depth and adjust pressure if needed (including spare)
- ◆ Transmission: Automatic: Check for leaks
- ◆ Transmission: Automatic: Change Fluid (Phaeton W12 only)
- ◆ Transmission: Automatic: Check ATF and final drive
- ◆ Transmission: Automatic: Check ATF (3.2L, 4.2L, 6.0L only)
- ◆ Transmission: Direct Shift (DSG): Change fluid and filter
- ◆ Transmission: Manual: Check oil level: add if needed: Check for leaks (1.9L, 2.0L, 2.0L TFSI, 2.5L, 2.8L, 2.8L VR6, 3.2L, 4.0L W8, 4.2L only)
- ◆ Underbody: Check for damage
- ◆ V-Belt / Ribbed belt: Check and adjust if needed
- ◆ Water Separator: Drain (TDI Engines Only)
- ◆ Wiper Blades: Check
- ◆ Wheels: Rotate front to rear
- ◆ Windshield Washer Fluid: Check level: add if needed
- ◆ Front Sunroof Drains (where applicable): Open Sunroof to check front water drains and clean if necessary.
- ◆ Plenum Panel: Remove cover for plenum panel to check water drains and clean if necessary. (Passat and Passat Wagon only)

11.1.10 Service at 45,000 miles

- ◆ Engine: Change engine oil and oil filter (1.8L Turbo, 2.8L Only)

11.1.11 Service at 50,000 miles

- ◆ Automatic Shift Lock: Check operation including park/neutral position switch
- ◆ Battery: Check (2.8L VR6, 3.2L, 4.2L, 6.0L Only)
- ◆ Brake System: Check for leaks/damage, brake pad thickness, and brake fluid level
- ◆ Engine: Change engine oil and oil filter (1.8L Turbo, 2.8L Only)
- ◆ Engine: Change engine oil and oil filter
- ◆ Rear Spoiler: Lubricate (New Beetle Only)
- ◆ Service Interval Display: Reset (where applicable)
- ◆ Tire Pressure Monitoring System Sensors: Check battery charge, replace wheel electronics and aluminum valve if necessary (where applicable)
- ◆ Tires: Check condition, tread depth and adjust pressure if needed (including spare)
- ◆ Water Separator: Drain (TDI Engines Only)
- ◆ Wheels: Rotate front to rear
- ◆ Windshield Washer Fluid: Check level: add if needed

11.1.12 Service at 55,000 miles

- ◆ Engine: Change engine oil and oil filter (1.8L Turbo, 2.8L Only)



11.1.13 Service at 60,000 miles

- ◆ Automatic Shift Lock: Check operation including park/neutral position switch
- ◆ Battery: Check
- ◆ Battery: Check (2.8L VR6, 3.2L, 4.2L, 6.0L Only)
- ◆ Brake System: Check for leaks/damage, brake pad thickness, and brake fluid level
- ◆ Cooling System: Check coolant level: add if needed
- ◆ Door Check Straps: Lubricate
- ◆ Dust and Pollen Filter: Replace (where applicable)
- ◆ Drive Shafts: Check boots
- ◆ Engine: Change engine oil and oil filter (1.8L Turbo, 2.8L Only)
- ◆ Engine: Change engine oil and oil filter
- ◆ Engine: Check for leaks
- ◆ Exhaust System: Check for damage and leaks
- ◆ Front Axle: Check dust seals on ball joints and Tie Rod Ends: Check tie rods
- ◆ Fuel Filter: Replace (TDI Engines Only)
- ◆ Headlamps: Check and adjust if needed
- ◆ Interior/Exterior Lamps: Check function (3.2L, 4.2L only)
- ◆ On-Board Diagnostic System: Check fault memory and erase if necessary
- ◆ Power Steering: Check fluid level (3.2L, 4.2L only)
- ◆ Road test: Check kickdown, braking, steering, heating and ventilation, air conditioning, power accessories and electrical systems
- ◆ Rear Spoiler: Lubricate (New Beetle Only)
- ◆ Service Interval Display: Reset (where applicable)
- ◆ Spark Plugs: Replace (2.0L TFSI, 4.2L Touareg and Phaeton V8 only)
- ◆ Sunroof Frame: Clean and lubricate
- ◆ Timing Belt: Check condition (1.8L, 2.0L, 2.0L TFSI, 2.8L Only)
- ◆ Tire Pressure Monitoring System Sensors: Check battery charge, replace wheel electronics and aluminum valve if necessary (where applicable)
- ◆ Tires: Check condition, tread depth and adjust pressure if needed (including spare)
- ◆ Transmission: Automatic: Check for leaks
- ◆ Transmission: Automatic: Check ATF (3.2L, 4.2L, 6.0L only)
- ◆ Transmission: Manual: Check oil level: add if needed: Check for leaks (1.9L, 2.0L, 2.0L TFSI, 2.5L, 2.8L, 2.8L VR6, 3.2L, 4.0L W8, 4.2L only)
- ◆ Water Separator: Drain (TDI Engines Only)
- ◆ Wheels: Rotate front to rear
- ◆ Windshield Washer Fluid: Check level: add if needed



11.1.14 Service at 65,000 miles

- ♦ Engine: Change engine oil and oil filter (1.8L Turbo, 2.8L Only)

11.1.15 Service at 70,000 miles

- ♦ Automatic Shift Lock: Check operation including park/neutral position switch
- ♦ Battery: Check (2.8L VR6, 3.2L, 4.2L, 6.0L Only)
- ♦ Brake System: Check for leaks/damage, brake pad thickness, and brake fluid level
- ♦ Engine: Change engine oil and oil filter (1.8L Turbo, 2.8L Only)
- ♦ Engine: Change engine oil and oil filter
- ♦ Rear Spoiler: Lubricate (New Beetle Only)
- ♦ Service Interval Display: Reset (where applicable)
- ♦ Tire Pressure Monitoring System Sensors: Check battery charge, replace wheel electronics and aluminum valve if necessary (where applicable)
- ♦ Tires: Check condition, tread depth and adjust pressure if needed (including spare)
- ♦ Water Separator: Drain (TDI Engines Only)
- ♦ Wheels: Rotate front to rear
- ♦ Windshield Washer Fluid: Check level: add if needed

11.1.16 Service at 75,000 miles

- ♦ Engine: Change engine oil and oil filter (1.8L Turbo, 2.8L Only)

11.1.17 Service at 80,000 miles

- ♦ Air Cleaner: Replace filter
- ♦ Air Suspension: Check for damage or leaks (3.2L, 6.0L only)
- ♦ Automatic Shift Lock: Check operation including park/neutral position switch
- ♦ Battery: Check
- ♦ Battery: Check (2.8L VR6, 3.2L, 4.2L, 6.0L Only)
- ♦ Brake System: Check for leaks/damage, brake pad thickness, and brake fluid level
- ♦ Cooling System: Check coolant level: add if needed
- ♦ Door Check Straps: Lubricate
- ♦ Dust and Pollen Filter: Replace (where applicable)
- ♦ Drive Shafts: Check boots
- ♦ Engine: Change engine oil and oil filter (1.8L Turbo, 2.8L Only)
- ♦ Engine: Change engine oil and oil filter
- ♦ Engine: Check for leaks
- ♦ Exhaust System: Check for damage and leaks
- ♦ Front Axle: Check dust seals on ball joints and Tie Rod Ends: Check tie rods
- ♦ Fuel Filter: Replace (TDI Engines Only)
- ♦ Headlamps: Check and adjust if needed



- ◆ Interior/Exterior Lamps: Check function (3.2L, 4.2L only)
- ◆ On-Board Diagnostic System: Check fault memory and erase if necessary
- ◆ Power Steering: Check fluid level
- ◆ Power Steering: Check fluid level (3.2L, 4.2L only)
- ◆ Road test: Check kickdown, braking, steering, heating and ventilation, air conditioning, power accessories and electrical systems
- ◆ Rear Spoiler: Lubricate (New Beetle Only)
- ◆ Service Interval Display: Reset (where applicable)
- ◆ Spark Plugs: Replace (1.8L, 2.0L, 2.5L, 2.8L, 2.8L VR6, All 3.2L except Touareg V8, 4.0L W8 only)
- ◆ Sunroof Frame: Clean and lubricate
- ◆ Timing Belt: Replace (1.9L TDI, 2.0L TDI, 4.2L Touareg and Phaeton V8 Only)
- ◆ Timing Belt: Check condition (1.8L, 2.0L, 2.0L TFSI, 2.8L Only)
- ◆ Tire Pressure Monitoring System Sensors: Check battery charge, replace wheel electronics and aluminum valve if necessary (where applicable)
- ◆ Tires: Check condition, tread depth and adjust pressure if needed (including spare)
- ◆ Transmission: Automatic: Check for leaks
- ◆ Transmission: Automatic: Change Fluid (Phaeton W12 only)
- ◆ Transmission: Automatic: Check ATF and final drive
- ◆ Transmission: Automatic: Check ATF (3.2L, 4.2L, 6.0L only)
- ◆ Transmission: Direct Shift (DSG): Change fluid and filter
- ◆ Transmission: Manual: Check oil level: add if needed: Check for leaks (1.9L, 2.0L, 2.0L TFSI, 2.5L, 2.8L, 2.8L VR6, 3.2L, 4.0L W8, 4.2L only)
- ◆ Underbody: Check for damage
- ◆ V-Belt / Ribbed belt: Check and adjust if needed
- ◆ Water Separator: Drain (TDI Engines Only)
- ◆ Wiper Blades: Check
- ◆ Wheels: Rotate front to rear
- ◆ Windshield Washer Fluid: Check level: add if needed
- ◆ Front Sunroof Drains (where applicable): Open Sunroof to check front water drains and clean if necessary.
- ◆ Plenum Panel: Remove cover for plenum panel to check water drains and clean if necessary. (Passat and Passat Wagon only)

11.1.18 Service at 85,000 miles

- ◆ Engine: Change engine oil and oil filter (1.8L Turbo, 2.8L Only)

11.1.19 Service at 90,000 miles

- ◆ Automatic Shift Lock: Check operation including park/neutral position switch
- ◆ Battery: Check (2.8L VR6, 3.2L, 4.2L, 6.0L Only)



- ◆ Brake System: Check for leaks/damage, brake pad thickness, and brake fluid level
- ◆ Engine: Change engine oil and oil filter (1.8L Turbo, 2.8L Only)
- ◆ Engine: Change engine oil and oil filter
- ◆ Rear Spoiler: Lubricate (New Beetle Only)
- ◆ Service Interval Display: Reset (where applicable)
- ◆ Tire Pressure Monitoring System Sensors: Check battery charge, replace wheel electronics and aluminum valve if necessary (where applicable)
- ◆ Tires: Check condition, tread depth and adjust pressure if needed (including spare)
- ◆ Water Separator: Drain (TDI Engines Only)
- ◆ Wheels: Rotate front to rear
- ◆ Windshield Washer Fluid: Check level: add if needed

11.1.20 Service at 95,000 miles

- ◆ Engine: Change engine oil and oil filter (1.8L Turbo, 2.8L Only)

11.1.21 Service at 100,000 miles

- ◆ Automatic Shift Lock: Check operation including park/neutral position switch
- ◆ Battery: Check
- ◆ Battery: Check (2.8L VR6, 3.2L, 4.2L, 6.0L Only)
- ◆ Brake System: Check for leaks/damage, brake pad thickness, and brake fluid level
- ◆ Cooling System: Check coolant level: add if needed
- ◆ Door Check Straps: Lubricate
- ◆ Dust and Pollen Filter: Replace (where applicable)
- ◆ Drive Shafts: Check boots
- ◆ Engine: Change engine oil and oil filter (1.8L Turbo, 2.8L Only)
- ◆ Engine: Change engine oil and oil filter
- ◆ Engine: Check for leaks
- ◆ Exhaust System: Check for damage and leaks
- ◆ Front Axle: Check dust seals on ball joints and Tie Rod Ends: Check tie rods
- ◆ Fuel Filter: Replace (TDI Engines Only)
- ◆ Headlamps: Check and adjust if needed
- ◆ Interior/Exterior Lamps: Check function (3.2L, 4.2L only)
- ◆ On-Board Diagnostic System: Check fault memory and erase if necessary
- ◆ Power Steering: Check fluid level (3.2L, 4.2L only)
- ◆ Road test: Check kickdown, braking, steering, heating and ventilation, air conditioning, power accessories and electrical systems
- ◆ Rear Spoiler: Lubricate (New Beetle Only)
- ◆ Service Interval Display: Reset (where applicable)
- ◆ Sunroof Frame: Clean and lubricate



- ◆ Timing Belt: Check condition (1.8L, 2.0L, 2.0L TFSI, 2.8L Only)
- ◆ Tire Pressure Monitoring System Sensors: Check battery charge, replace wheel electronics and aluminum valve if necessary (where applicable)
- ◆ Tires: Check condition, tread depth and adjust pressure if needed (including spare)
- ◆ Transmission: Automatic: Check for leaks
- ◆ Transmission: Automatic: Check ATF (3.2L, 4.2L, 6.0L only)
- ◆ Transmission: Manual: Check oil level: add if needed: Check for leaks (1.9L, 2.0L, 2.0L TFSI, 2.5L, 2.8L, 2.8L VR6, 3.2L, 4.0L W8, 4.2L only)
- ◆ Water Separator: Drain (TDI Engines Only)
- ◆ Wheels: Rotate front to rear
- ◆ Windshield Washer Fluid: Check level: add if needed

11.1.22 Service at 105,000 miles

- ◆ Engine: Change engine oil and oil filter (1.8L Turbo, 2.8L Only)
- ◆ Timing Belt: Replace (1.8L and 2.0L Only)



11.2 MY 2005 Maintenance Intervals - Canada

⇒ ["11.2.1 Time-Dependent Maintenance Items", page 306](#)

⇒ ["11.2.2 Service at 8,000 kilometers", page 307](#)

⇒ ["11.2.3 Service at 16,000 kilometers", page 307](#)

⇒ ["11.2.4 Service at 24,000 kilometers", page 307](#)

⇒ ["11.2.5 Service at 32,000 kilometers", page 307](#)

⇒ ["11.2.6 Service at 40,000 kilometers", page 308](#)

⇒ ["11.2.7 Service at 48,000 kilometers", page 308](#)

⇒ ["11.2.8 Service at 56,000 kilometers", page 308](#)

⇒ ["11.2.9 Service at 64,000 kilometers", page 309](#)

⇒ ["11.2.10 Service at 72,000 kilometers", page 310](#)

⇒ ["11.2.11 Service at 80,000 kilometers", page 310](#)

⇒ ["11.2.12 Service at 88,000 kilometers", page 310](#)

⇒ ["11.2.13 Service at 96,000 kilometers", page 310](#)

⇒ ["11.2.14 Service at 104,000 kilometers", page 311](#)

⇒ ["11.2.15 Service at 112,000 kilometers", page 311](#)

⇒ ["11.2.16 Service at 120,000 kilometers", page 312](#)

⇒ ["11.2.17 Service at 128,000 kilometers", page 312](#)

⇒ ["11.2.18 Service at 136,000 kilometers", page 313](#)

⇒ ["11.2.19 Service at 144,000 kilometers", page 313](#)

⇒ ["11.2.20 Service at 152,000 kilometers", page 313](#)

⇒ ["11.2.21 Service at 160,000 kilometers", page 314](#)

⇒ ["11.2.22 Service at 168,000 kilometers", page 315](#)

11.2.1 Time-Dependent Maintenance Items

Every 1 year

Perform visual check of airbag system.

Every 2 years

- ◆ Dust and pollen filter: Replace (if applicable)
- ◆ Check function of convertible top and check roll-over protection with convertible top open. (if applicable) (or every 32,000 km, whichever occurs first)

- ◆ Brake fluid: Replace

Every 4 years regardless of kilometers driven

- ◆ Tire filler bottle in the tire mobility set: Replace (observe expiration date)
- ◆ Spark Plugs: Replace (for vehicles driven less than 64,000 km in 4 years)

Every 6 years regardless of kilometers driven

- ◆ Air filter element: Replace and clean housing (for vehicles driven less than 96,000 km in 6 years)
- ◆ Tire pressure sensors: Replace (where applicable)



11.2.2 Service at 8,000 kilometers

- ◆ Engine: Change engine oil and oil filter (1.8L Turbo, 2.8L Only)
- ◆ Engine: Change engine oil and oil filter
- ◆ Service Interval Display: Reset (where applicable)
- ◆ Water Separator: Drain (TDI Engines Only)

11.2.3 Service at 16,000 kilometers

- ◆ Automatic Shift Lock: Check operation including park/neutral position switch
- ◆ Battery: Check (2.8L VR6, 3.2L, 4.2L, 6.0L Only)
- ◆ Brake System: Check for leaks/damage, brake pad thickness, and brake fluid level
- ◆ Engine: Change engine oil and oil filter (1.8L Turbo, 2.8L Only)
- ◆ Engine: Change engine oil and oil filter
- ◆ Rear Spoiler: Lubricate (New Beetle Only)
- ◆ Service Interval Display: Reset (where applicable)
- ◆ Tire Pressure Monitoring System Sensors: Check battery charge, replace wheel electronics and aluminum valve if necessary (where applicable)
- ◆ Tires: Check condition, tread depth and adjust pressure if needed (including spare)
- ◆ Water Separator: Drain (TDI Engines Only)
- ◆ Wheels: Rotate front to rear
- ◆ Windshield Washer Fluid: Check level; add if needed

11.2.4 Service at 24,000 kilometers

- ◆ Engine: Change engine oil and oil filter (1.8L Turbo, 2.8L Only)

11.2.5 Service at 32,000 kilometers

- ◆ Automatic Shift Lock: Check operation including park/neutral position switch
- ◆ Battery: Check
- ◆ Battery: Check (2.8L VR6, 3.2L, 4.2L, 6.0L Only)
- ◆ Brake System: Check for leaks/damage, brake pad thickness, and brake fluid level
- ◆ Cooling System: Check coolant level: add if needed
- ◆ Door Check Straps: Lubricate
- ◆ Dust and Pollen Filter: Replace (where applicable)
- ◆ Drive Shafts: Check boots
- ◆ Engine: Change engine oil and oil filter (1.8L Turbo, 2.8L Only)
- ◆ Engine: Change engine oil and oil filter
- ◆ Engine: Check for leaks
- ◆ Exhaust System: Check for damage and leaks
- ◆ Front Axle: Check dust seals on ball joints and Tie Rod Ends: Check tie rods
- ◆ Fuel Filter: Replace (TDI Engines Only)



- ◆ Headlamps: Check and adjust if needed
- ◆ On-Board Diagnostic System: Check fault memory and erase if necessary
- ◆ Power Steering: Check fluid level (3.2L, 4.2L only)
- ◆ Road test: Check kickdown, braking, steering, heating and ventilation, air conditioning, power accessories and electrical systems
- ◆ Rear Spoiler: Lubricate (New Beetle Only)
- ◆ Service Interval Display: Reset (where applicable)
- ◆ Sunroof Frame: Clean and lubricate
- ◆ Tire Pressure Monitoring System Sensors: Check battery charge, replace wheel electronics and aluminum valve if necessary (where applicable)
- ◆ Tires: Check condition, tread depth and adjust pressure if needed (including spare)
- ◆ Transmission: Automatic: Check for leaks
- ◆ Transmission: Automatic: Check ATF (3.2L, 4.2L, 6.0L only)
- ◆ Transmission: Manual: Check oil level: add if needed: Check for leaks (1.9L, 2.0L, 2.0L TFSI, 2.5L, 2.8L, 2.8L VR6, 3.2L, 4.0L W8, 4.2L only)
- ◆ Water Separator: Drain (TDI Engines Only)
- ◆ Wheels: Rotate front to rear
- ◆ Windshield Washer Fluid: Check level: add if needed

11.2.6 Service at 40,000 kilometers

- ◆ Engine: Change engine oil and oil filter (1.8L Turbo, 2.8L Only)

11.2.7 Service at 48,000 kilometers

- ◆ Automatic Shift Lock: Check operation including park/neutral position switch
- ◆ Battery: Check (2.8L VR6, 3.2L, 4.2L, 6.0L Only)
- ◆ Brake System: Check for leaks/damage, brake pad thickness, and brake fluid level
- ◆ Engine: Change engine oil and oil filter (1.8L Turbo, 2.8L Only)
- ◆ Engine: Change engine oil and oil filter
- ◆ Rear Spoiler: Lubricate (New Beetle Only)
- ◆ Service Interval Display: Reset (where applicable)
- ◆ Tire Pressure Monitoring System Sensors: Check battery charge, replace wheel electronics and aluminum valve if necessary (where applicable)
- ◆ Tires: Check condition, tread depth and adjust pressure if needed (including spare)
- ◆ Water Separator: Drain (TDI Engines Only)
- ◆ Wheels: Rotate front to rear
- ◆ Windshield Washer Fluid: Check level: add if needed

11.2.8 Service at 56,000 kilometers

- ◆ Engine: Change engine oil and oil filter (1.8L Turbo, 2.8L Only)



11.2.9 Service at 64,000 kilometers

- ◆ Air Cleaner: Replace filter
- ◆ Air Suspension: Check for damage or leaks (3.2L, 6.0L only)
- ◆ Automatic Shift Lock: Check operation including park/neutral position switch
- ◆ Battery: Check
- ◆ Battery: Check (2.8L VR6, 3.2L, 4.2L, 6.0L Only)
- ◆ Brake System: Check for leaks/damage, brake pad thickness, and brake fluid level
- ◆ Cooling System: Check coolant level: add if needed
- ◆ Door Check Straps: Lubricate
- ◆ Dust and Pollen Filter: Replace (where applicable)
- ◆ Drive Shafts: Check boots
- ◆ Engine: Change engine oil and oil filter (1.8L Turbo, 2.8L Only)
- ◆ Engine: Change engine oil and oil filter
- ◆ Engine: Check for leaks
- ◆ Exhaust System: Check for damage and leaks
- ◆ Front Axle: Check dust seals on ball joints and Tie Rod Ends: Check tie rods
- ◆ Fuel Filter: Replace (TDI Engines Only)
- ◆ Headlamps: Check and adjust if needed
- ◆ Interior/Exterior Lamps: Check function (3.2L, 4.2L only)
- ◆ On-Board Diagnostic System: Check fault memory and erase if necessary
- ◆ Power Steering: Check fluid level
- ◆ Power Steering: Check fluid level (3.2L, 4.2L only)
- ◆ Road test: Check kickdown, braking, steering, heating and ventilation, air conditioning, power accessories and electrical systems
- ◆ Rear Spoiler: Lubricate (New Beetle Only)
- ◆ Service Interval Display: Reset (where applicable)
- ◆ Spark Plugs: Replace (1.8L, 2.0L, 2.5L, 2.8L, 2.8L VR6, All 3.2L except Touareg V8, 4.0L V8 only)
- ◆ Sunroof Frame: Clean and lubricate
- ◆ Tire Pressure Monitoring System Sensors: Check battery charge, replace wheel electronics and aluminum valve if necessary (where applicable)
- ◆ Tires: Check condition, tread depth and adjust pressure if needed (including spare)
- ◆ Transmission: Automatic: Check for leaks
- ◆ Transmission: Automatic: Change Fluid (Phaeton W12 only)
- ◆ Transmission: Automatic: Check ATF and final drive
- ◆ Transmission: Automatic: Check ATF (3.2L, 4.2L, 6.0L only)
- ◆ Transmission: Direct Shift (DSG): Change fluid and filter





- ◆ Transmission: Manual: Check oil level: add if needed: Check for leaks (1.9L, 2.0L, 2.0L TFSI, 2.5L, 2.8L, 2.8L VR6, 3.2L, 4.0L W8, 4.2L only)
- ◆ Underbody: Check for damage
- ◆ V-Belt / Ribbed belt: Check and adjust if needed
- ◆ Water Separator: Drain (TDI Engines Only)
- ◆ Wiper Blades: Check
- ◆ Wheels: Rotate front to rear
- ◆ Windshield Washer Fluid: Check level: add if needed

11.2.10 Service at 72,000 kilometers

- ◆ Engine: Change engine oil and oil filter (1.8L Turbo, 2.8L Only)

11.2.11 Service at 80,000 kilometers

- ◆ Automatic Shift Lock: Check operation including park/neutral position switch
- ◆ Battery: Check (2.8L VR6, 3.2L, 4.2L, 6.0L Only)
- ◆ Brake System: Check for leaks/damage, brake pad thickness, and brake fluid level
- ◆ Engine: Change engine oil and oil filter (1.8L Turbo, 2.8L Only)
- ◆ Engine: Change engine oil and oil filter
- ◆ Rear Spoiler: Lubricate (New Beetle Only)
- ◆ Service Interval Display: Reset (where applicable)
- ◆ Tire Pressure Monitoring System Sensors: Check battery charge, replace wheel electronics and aluminum valve if necessary (where applicable)
- ◆ Tires: Check condition, tread depth and adjust pressure if needed (including spare)
- ◆ Water Separator: Drain (TDI Engines Only)
- ◆ Wheels: Rotate front to rear
- ◆ Windshield Washer Fluid: Check level: add if needed

11.2.12 Service at 88,000 kilometers

- ◆ Engine: Change engine oil and oil filter (1.8L Turbo, 2.8L Only)

11.2.13 Service at 96,000 kilometers

- ◆ Automatic Shift Lock: Check operation including park/neutral position switch
- ◆ Battery: Check
- ◆ Battery: Check (2.8L VR6, 3.2L, 4.2L, 6.0L Only)
- ◆ Brake System: Check for leaks/damage, brake pad thickness, and brake fluid level
- ◆ Cooling System: Check coolant level: add if needed
- ◆ Door Check Straps: Lubricate
- ◆ Dust and Pollen Filter: Replace (where applicable)
- ◆ Drive Shafts: Check boots
- ◆ Engine: Change engine oil and oil filter (1.8L Turbo, 2.8L Only)
- ◆ Engine: Change engine oil and oil filter



- ◆ Engine: Check for leaks
- ◆ Exhaust System: Check for damage and leaks
- ◆ Front Axle: Check dust seals on ball joints and Tie Rod Ends:
Check tie rods
- ◆ Fuel Filter: Replace (TDI Engines Only)
- ◆ Headlamps: Check and adjust if needed
- ◆ Interior/Exterior Lamps: Check function (3.2L, 4.2L only)
- ◆ On-Board Diagnostic System: Check fault memory and erase
if necessary
- ◆ Power Steering: Check fluid level (3.2L, 4.2L only)
- ◆ Road test: Check kickdown, braking, steering, heating and
ventilation, air conditioning, power accessories and electrical
systems
- ◆ Rear Spoiler: Lubricate (New Beetle Only)
- ◆ Service Interval Display: Reset (where applicable)
- ◆ Spark Plugs: Replace (2.0L TFSI, 4.2L Touareg and Phaeton
V8 only)
- ◆ Sunroof Frame: Clean and lubricate
- ◆ Timing Belt: Check condition (1.8L, 2.0L, 2.0L TFSI, 2.8L On-
ly)
- ◆ Tire Pressure Monitoring System Sensors: Check battery
charge, replace wheel electronics and aluminum valve if nec-
essary (where applicable)
- ◆ Tires: Check condition, tread depth and adjust pressure if nee-
ded (including spare)
- ◆ Transmission: Automatic: Check for leaks
- ◆ Transmission: Automatic: Check ATF (3.2L, 4.2L, 6.0L only)
- ◆ Transmission: Manual: Check oil level: add if needed: Check
for leaks (1.9L, 2.0L, 2.0L TFSI, 2.5L, 2.8L, 2.8L VR6, 3.2L,
4.0L W8, 4.2L only)
- ◆ Water Separator: Drain (TDI Engines Only)
- ◆ Wheels: Rotate front to rear
- ◆ Windshield Washer Fluid: Check level: add if needed

11.2.14 Service at 104,000 kilometers

- ◆ Engine: Change engine oil and oil filter (1.8L Turbo, 2.8L Only)

11.2.15 Service at 112,000 kilometers

- ◆ Automatic Shift Lock: Check operation including park/neutral
position switch
- ◆ Battery: Check (2.8L VR6, 3.2L, 4.2L, 6.0L Only)
- ◆ Brake System: Check for leaks/damage, brake pad thickness,
and brake fluid level
- ◆ Engine: Change engine oil and oil filter (1.8L Turbo, 2.8L Only)
- ◆ Engine: Change engine oil and oil filter
- ◆ Rear Spoiler: Lubricate (New Beetle Only)
- ◆ Service Interval Display: Reset (where applicable)



- ◆ Tire Pressure Monitoring System Sensors: Check battery charge, replace wheel electronics and aluminum valve if necessary (where applicable)
- ◆ Tires: Check condition, tread depth and adjust pressure if needed (including spare)
- ◆ Water Separator: Drain (TDI Engines Only)
- ◆ Wheels: Rotate front to rear
- ◆ Windshield Washer Fluid: Check level: add if needed

11.2.16 Service at 120,000 kilometers

- ◆ Engine: Change engine oil and oil filter (1.8L Turbo, 2.8L Only)

11.2.17 Service at 128,000 kilometers

- ◆ Air Cleaner: Replace filter
- ◆ Air Suspension: Check for damage or leaks (3.2L, 6.0L only)
- ◆ Automatic Shift Lock: Check operation including park/neutral position switch
- ◆ Battery: Check
- ◆ Battery: Check (2.8L VR6, 3.2L, 4.2L, 6.0L Only)
- ◆ Brake System: Check for leaks/damage, brake pad thickness, and brake fluid level
- ◆ Cooling System: Check coolant level: add if needed
- ◆ Door Check Straps: Lubricate
- ◆ Dust and Pollen Filter: Replace (where applicable)
- ◆ Drive Shafts: Check boots
- ◆ Engine: Change engine oil and oil filter (1.8L Turbo, 2.8L Only)
- ◆ Engine: Change engine oil and oil filter
- ◆ Engine: Check for leaks
- ◆ Exhaust System: Check for damage and leaks
- ◆ Front Axle: Check dust seals on ball joints and Tie Rod Ends: Check tie rods
- ◆ Fuel Filter: Replace (TDI Engines Only)
- ◆ Headlamps: Check and adjust if needed
- ◆ Interior/Exterior Lamps: Check function (3.2L, 4.2L only)
- ◆ On-Board Diagnostic System: Check fault memory and erase if necessary
- ◆ Power Steering: Check fluid level
- ◆ Power Steering: Check fluid level (3.2L, 4.2L only)
- ◆ Road test: Check kickdown, braking, steering, heating and ventilation, air conditioning, power accessories and electrical systems
- ◆ Rear Spoiler: Lubricate (New Beetle Only)
- ◆ Service Interval Display: Reset (where applicable)
- ◆ Spark Plugs: Replace (1.8L, 2.0L, 2.5L, 2.8L, 2.8L VR6, All 3.2L except Touareg V8, 4.0L W8 only)
- ◆ Sunroof Frame: Clean and lubricate



- ◆ Timing Belt: Replace (1.9L TDI, 2.0L TDI, 4.2L Touareg and Phaeton V8 Only)
- ◆ Timing Belt: Check condition (1.8L, 2.0L, 2.0L TFSI, 2.8L Only)
- ◆ Tire Pressure Monitoring System Sensors: Check battery charge, replace wheel electronics and aluminum valve if necessary (where applicable)
- ◆ Tires: Check condition, tread depth and adjust pressure if needed (including spare)
- ◆ Transmission: Automatic: Check for leaks
- ◆ Transmission: Automatic: Change Fluid (Phaeton W12 only)
- ◆ Transmission: Automatic: Check ATF and final drive
- ◆ Transmission: Automatic: Check ATF (3.2L, 4.2L, 6.0L only)
- ◆ Transmission: Direct Shift (DSG): Change fluid and filter
- ◆ Transmission: Manual: Check oil level: add if needed: Check for leaks (1.9L, 2.0L, 2.0L TFSI, 2.5L, 2.8L, 2.8L VR6, 3.2L, 4.0L W8, 4.2L only)
- ◆ Underbody: Check for damage
- ◆ V-Belt / Ribbed belt: Check and adjust if needed
- ◆ Water Separator: Drain (TDI Engines Only)
- ◆ Wiper Blades: Check
- ◆ Wheels: Rotate front to rear
- ◆ Windshield Washer Fluid: Check level: add if needed

11.2.18 Service at 136,000 kilometers

- ◆ Engine: Change engine oil and oil filter (1.8L Turbo, 2.8L Only)

11.2.19 Service at 144,000 kilometers

- ◆ Automatic Shift Lock: Check operation including park/neutral position switch
- ◆ Battery: Check (2.8L VR6, 3.2L, 4.2L, 6.0L Only)
- ◆ Brake System: Check for leaks/damage, brake pad thickness, and brake fluid level
- ◆ Engine: Change engine oil and oil filter (1.8L Turbo, 2.8L Only)
- ◆ Engine: Change engine oil and oil filter
- ◆ Rear Spoiler: Lubricate (New Beetle Only)
- ◆ Service Interval Display: Reset (where applicable)
- ◆ Tire Pressure Monitoring System Sensors: Check battery charge, replace wheel electronics and aluminum valve if necessary (where applicable)
- ◆ Tires: Check condition, tread depth and adjust pressure if needed (including spare)
- ◆ Water Separator: Drain (TDI Engines Only)
- ◆ Wheels: Rotate front to rear
- ◆ Windshield Washer Fluid: Check level: add if needed

11.2.20 Service at 152,000 kilometers

- ◆ Engine: Change engine oil and oil filter (1.8L Turbo, 2.8L Only)



11.2.21 Service at 160,000 kilometers

- ◆ Automatic Shift Lock: Check operation including park/neutral position switch
- ◆ Battery: Check
- ◆ Battery: Check (2.8L VR6, 3.2L, 4.2L, 6.0L Only)
- ◆ Brake System: Check for leaks/damage, brake pad thickness, and brake fluid level
- ◆ Cooling System: Check coolant level: add if needed
- ◆ Door Check Straps: Lubricate
- ◆ Dust and Pollen Filter: Replace (where applicable)
- ◆ Drive Shafts: Check boots
- ◆ Engine: Change engine oil and oil filter (1.8L Turbo, 2.8L Only)
- ◆ Engine: Change engine oil and oil filter
- ◆ Engine: Check for leaks
- ◆ Exhaust System: Check for damage and leaks
- ◆ Front Axle: Check dust seals on ball joints and Tie Rod Ends: Check tie rods
- ◆ Fuel Filter: Replace (TDI Engines Only)
- ◆ Headlamps: Check and adjust if needed
- ◆ Interior/Exterior Lamps: Check function (3.2L, 4.2L only)
- ◆ On-Board Diagnostic System: Check fault memory and erase if necessary
- ◆ Power Steering: Check fluid level (3.2L, 4.2L only)
- ◆ Road test: Check kickdown, braking, steering, heating and ventilation, air conditioning, power accessories and electrical systems
- ◆ Rear Spoiler: Lubricate (New Beetle Only)
- ◆ Service Interval Display: Reset (where applicable)
- ◆ Sunroof Frame: Clean and lubricate
- ◆ Timing Belt: Check condition (1.8L, 2.0L, 2.0L TFSI, 2.8L Only)
- ◆ Tire Pressure Monitoring System Sensors: Check battery charge, replace wheel electronics and aluminum valve if necessary (where applicable)
- ◆ Tires: Check condition, tread depth and adjust pressure if needed (including spare)
- ◆ Transmission: Automatic: Check for leaks
- ◆ Transmission: Automatic: Check ATF (3.2L, 4.2L, 6.0L only)
- ◆ Transmission: Manual: Check oil level: add if needed: Check for leaks (1.9L, 2.0L, 2.0L TFSI, 2.5L, 2.8L, 2.8L VR6, 3.2L, 4.0L W8, 4.2L only)
- ◆ Water Separator: Drain (TDI Engines Only)
- ◆ Wheels: Rotate front to rear
- ◆ Windshield Washer Fluid: Check level: add if needed



11.2.22 Service at 168,000 kilometers

- ◆ Engine: Change engine oil and oil filter (1.8L Turbo, 2.8L Only)
- ◆ Timing Belt: Replace (1.8L and 2.0L Only)





12 MY 2004 Maintenance Intervals

⇒ ["12.1 MY 2004 Maintenance Intervals - USA", page 316](#)

⇒ ["12.2 MY 2004 Maintenance Intervals - Canada", page 324](#)

12.1 MY 2004 Maintenance Intervals - USA

⇒ ["12.1.1 Time-Dependent Maintenance Items", page 316](#)

⇒ ["12.1.2 Service at 5,000 miles", page 317](#)

⇒ ["12.1.3 Service at 10,000 miles", page 317](#)

⇒ ["12.1.4 Service at 15,000 miles", page 317](#)

⇒ ["12.1.5 Service at 20,000 miles", page 317](#)

⇒ ["12.1.6 Service at 25,000 miles", page 318](#)

⇒ ["12.1.7 Service at 30,000 miles", page 318](#)

⇒ ["12.1.8 Service at 35,000 miles", page 318](#)

⇒ ["12.1.9 Service at 40,000 miles", page 318](#)

⇒ ["12.1.10 Service at 45,000 miles", page 319](#)

⇒ ["12.1.11 Service at 50,000 miles", page 319](#)

⇒ ["12.1.12 Service at 55,000 miles", page 320](#)

⇒ ["12.1.13 Service at 60,000 miles", page 320](#)

⇒ ["12.1.14 Service at 65,000 miles", page 321](#)

⇒ ["12.1.15 Service at 70,000 miles", page 321](#)

⇒ ["12.1.16 Service at 75,000 miles", page 321](#)

⇒ ["12.1.17 Service at 80,000 miles", page 321](#)

⇒ ["12.1.18 Service at 85,000 miles", page 322](#)

⇒ ["12.1.19 Service at 90,000 miles", page 322](#)

⇒ ["12.1.20 Service at 95,000 miles", page 323](#)

⇒ ["12.1.21 Service at 100,000 miles", page 323](#)

⇒ ["12.1.22 Service at 105,000 miles", page 323](#)

12.1.1 Time-Dependent Maintenance Items

Every 1 year

Perform visual check of airbag system.

Every 2 years

- ◆ Dust and pollen filter: Replace (if applicable) (for vehicles driven less than 40,000 miles) (Tourareg only)
- ◆ Check function of convertible top and check roll-over protection with convertible top open. (if applicable) (or every 20,000 miles, whichever occurs first)
- ◆ Brake fluid: Replace
- ◆ Front Sunroof Drains (where applicable): Open Sunroof to check front water drains and clean if necessary.
- ◆ Plenum Panel: Remove cover for plenum panel to check water drains and clean if necessary. (Passat and Passat Wagon only)



Every 4 years regardless of miles driven

- ◆ Tire filler bottle in the tire mobility set: Replace (observe expiration date)
- ◆ Air filter element: Replace (for vehicles driven less than 80,000 miles in 4 years)
- ◆ Spark Plugs: Replace (for vehicles driven less than 40,000 miles in 4 years)

Every 6 years regardless of miles driven

- ◆ Tire pressure monitoring system batteries: Replace (where applicable)

12.1.2 Service at 5,000 miles

- ◆ Engine: Change engine oil and oil filter
- ◆ Water Separator: Drain (1.9L TDI, 2.0L TDI and 5.0L V10 engines Only)

12.1.3 Service at 10,000 miles

- ◆ Engine: Change engine oil and oil filter
- ◆ Water Separator: Drain (1.9L TDI, 2.0L TDI and 5.0L V10 engines Only)
- ◆ Windshield Washer Fluid: Check level
- ◆ Automatic Shift Lock: Check operation including park/neutral position switch
- ◆ Brake System: Check for leaks/damage, brake pad thickness, and brake fluid level
- ◆ Wheels: Rotate front to rear
- ◆ Battery: Check
- ◆ Rear Spoiler: Lubricate (New Beetle Only)

12.1.4 Service at 15,000 miles

- ◆ Engine: Change engine oil and oil filter (1.8T and 2.8L engine only)

12.1.5 Service at 20,000 miles

- ◆ Engine: Change engine oil and oil filter
- ◆ Water Separator: Drain (1.9L TDI, 2.0L TDI and 5.0L V10 engines Only)
- ◆ Fuel Filter: Replace (1.9L TDI, 2.0L TDI and 5.0L V10 engines Only)
- ◆ Windshield Washer Fluid: Check level
- ◆ Automatic Shift Lock: Check operation including park/neutral position switch
- ◆ Brake System: Check for leaks/damage, brake pad thickness, and brake fluid level
- ◆ Wheels: Rotate front to rear
- ◆ Battery: Check
- ◆ Engine: Check for Leaks
- ◆ Dust Pollen Filter: Replace
- ◆ Cooling System: Check Level, add if necessary



- ◆ Auto Transmission: Check ATF (Touareg and Phaeton Only)
- ◆ Auto Transmission: Check for leaks
- ◆ Manual Transmission: Check oil levels and leaks (All models except Touareg)
- ◆ Tires / Spare: Check Condition
- ◆ Drive Shafts: Check Boots
- ◆ On Board Diagnosis: Check DTC Memory and Purge
- ◆ Door Check Straps: Lubricate
- ◆ Headlamps: Check and adjust if necessary
- ◆ Exhaust System: Check for damage and leaks
- ◆ Sunroof Frame: Clean and Lubricate
- ◆ Road Test
- ◆ Power Steering: Check Fluid Level (Touareg and Phaeton Only)
- ◆ Rear Spoiler: Lubricate (New Beetle Only)
- ◆ Front Axle: Check Dust Seals, Ball Joints, and Tie Rods

12.1.6 Service at 25,000 miles

- ◆ Engine: Change engine oil and oil filter (1.8T and 2.8L engine only)

12.1.7 Service at 30,000 miles

- ◆ Engine: Change engine oil and oil filter
- ◆ Water Separator: Drain (1.9L TDI, 2.0L TDI and 5.0L V10 engines Only)
- ◆ Windshield Washer Fluid: Check level
- ◆ Automatic Shift Lock: Check operation including park/neutral position switch
- ◆ Brake System: Check for leaks/damage, brake pad thickness, and brake fluid level
- ◆ Wheels: Rotate front to rear
- ◆ Battery: Check
- ◆ Rear Spoiler: Lubricate (New Beetle Only)

12.1.8 Service at 35,000 miles

- ◆ Engine: Change engine oil and oil filter (1.8T and 2.8L engine only)

12.1.9 Service at 40,000 miles

- ◆ Engine: Change engine oil and oil filter
- ◆ Water Separator: Drain (1.9L TDI, 2.0L TDI and 5.0L V10 engines Only)
- ◆ Fuel Filter: Replace (1.9L TDI, 2.0L TDI and 5.0L V10 engines Only)
- ◆ V-Belt / Ribbed Belt: Check
- ◆ Spark Plugs: Replace (1.8T, 2.0L, 2.8L VR6, 3.2L VR6, 2.8L)
- ◆ Haldex Clutch: Change oil (R32)
- ◆ Air Cleaner: Replace Filter



- ◆ Windshield Washer Fluid: Check level
- ◆ Automatic Shift Lock: Check operation including park/neutral position switch
- ◆ Brake System: Check for leaks/damage, brake pad thickness, and brake fluid level
- ◆ Wheels: Rotate front to rear
- ◆ Battery: Check
- ◆ Engine: Check for Leaks
- ◆ Dust Pollen Filter: Replace
- ◆ Cooling System: Check Level, add if necessary
- ◆ Auto Transmission: Check ATF (All models except Touareg)
- ◆ Auto Transmission: Check ATF (Touareg and Phaeton Only)
- ◆ Auto Transmission: Check for leaks
- ◆ Auto Trans / Final Drive: Check for Leaks (1.8T, 2.0L, and 2.8L Only)
- ◆ Auto Transmission: Change ATF (Eurovan Only)
- ◆ Manual Trans: Check oil levels and leaks (All models except Touareg)
- ◆ Tires / Spare: Check Condition
- ◆ Drive Shafts: Check Boots
- ◆ On Board Diagnosis: Check DTC Memory and Purge
- ◆ Door Check Straps: Lubricate
- ◆ Headlamps: Check and adjust if necessary
- ◆ Exhaust System: Check for damage and leaks
- ◆ Sunroof Frame: Clean and Lubricate
- ◆ Road Test
- ◆ Power Steering: Check Fluid Level
- ◆ Interior/Exterior Lights: Check (Touareg and Phaeton Only)
- ◆ Air Suspension: Check (Touareg and Phaeton Only)
- ◆ Underbody: Check (Touareg and Phaeton Only)
- ◆ Direct Shift Trans (DSG): Change Fluid
- ◆ Rear Spoiler: Lubricate (New Beetle Only)
- ◆ Front Axle: Check Dust Seals, Ball Joints, and Tie Rods
- ◆ Front Sunroof Drains (where applicable): Open Sunroof to check front water drains and clean if necessary.
- ◆ Plenum Panel: Remove cover for plenum panel to check water drains and clean if necessary. (Passat and Passat Wagon only)

12.1.10 Service at 45,000 miles

- ◆ Engine: Change engine oil and oil filter (1.8T and 2.8L engine only)

12.1.11 Service at 50,000 miles

- ◆ Engine: Change engine oil and oil filter



- ◆ Water Separator: Drain (1.9L TDI, 2.0L TDI and 5.0L V10 engines Only)
- ◆ Windshield Washer Fluid: Check level
- ◆ Automatic Shift Lock: Check operation including park/neutral position switch
- ◆ Brake System: Check for leaks/damage, brake pad thickness, and brake fluid level
- ◆ Wheels: Rotate front to rear
- ◆ Battery: Check
- ◆ Rear Spoiler: Lubricate (New Beetle Only)

12.1.12 Service at 55,000 miles

- ◆ Engine: Change engine oil and oil filter (1.8T and 2.8L engine only)

12.1.13 Service at 60,000 miles

- ◆ Engine: Change engine oil and oil filter
- ◆ Water Separator: Drain (1.9L TDI, 2.0L TDI and 5.0L V10 engines Only)
- ◆ Fuel Filter: Replace (1.9L TDI, 2.0L TDI and 5.0L V10 engines Only)
- ◆ Windshield Washer Fluid: Check level
- ◆ Automatic Shift Lock: Check operation including park/neutral position switch
- ◆ Brake System: Check for leaks/damage, brake pad thickness, and brake fluid level
- ◆ Wheels: Rotate front to rear
- ◆ Battery: Check
- ◆ Engine: Check for Leaks
- ◆ Dust Pollen Filter: Replace
- ◆ Cooling System: Check Level, add if necessary
- ◆ Auto Transmission: Check ATF (Touareg and Phaeton Only)
- ◆ Auto Transmission: Check for leaks
- ◆ Auto Trans / Final Drive: Check for Leaks (1.8T, 2.0L, and 2.8L Only)
- ◆ Manual Transmission: Check oil levels and leaks (All models except Touareg)
- ◆ Tires / Spare: Check Condition
- ◆ Timing Belt: Check Condition (1.8T Only)
- ◆ Drive Shafts: Check Boots
- ◆ On Board Diagnosis: Check DTC Memory and Purge
- ◆ Door Check Straps: Lubricate
- ◆ Headlamps: Check and adjust if necessary
- ◆ Exhaust System: Check for damage and leaks
- ◆ Spark Plugs: Replace (4.2 Only)
- ◆ Sunroof Frame: Clean and Lubricate
- ◆ Road Test



- ◆ Power Steering: Check Fluid Level (Touareg and Phaeton Only)
- ◆ Rear Spoiler: Lubricate (New Beetle Only)
- ◆ Front Axle: Check Dust Seals, Ball Joints, and Tie Rods

12.1.14 Service at 65,000 miles

- ◆ Engine: Change engine oil and oil filter (1.8T and 2.8L engine only)

12.1.15 Service at 70,000 miles

- ◆ Engine: Change engine oil and oil filter
- ◆ Water Separator: Drain (1.9L TDI, 2.0L TDI and 5.0L V10 engines Only)
- ◆ Windshield Washer Fluid: Check level
- ◆ Automatic Shift Lock: Check operation including park/neutral position switch
- ◆ Brake System: Check for leaks/damage, brake pad thickness, and brake fluid level
- ◆ Wheels: Rotate front to rear
- ◆ Battery: Check
- ◆ Rear Spoiler: Lubricate (New Beetle Only)

12.1.16 Service at 75,000 miles

- ◆ Engine: Change engine oil and oil filter (1.8T and 2.8L engine only)

12.1.17 Service at 80,000 miles

- ◆ Engine: Change engine oil and oil filter
- ◆ Water Separator: Drain (1.9L TDI, 2.0L TDI and 5.0L V10 engines Only)
- ◆ Fuel Filter: Replace (1.9L TDI, 2.0L TDI and 5.0L V10 engines Only)
- ◆ V-Belt / Ribbed Belt: Check
- ◆ Timing Belt: Check Condition (1.9L TDI, 2.0L TDI, 5.0L V10, 1.8T and 2.8L engines)
- ◆ Haldex Clutch: Change oil (R32)
- ◆ Spark Plugs: Replace (2.8L VR6, 3.2L VR6, W8, W12, 2.8L, 1.8T and 2.0L engines)
- ◆ Timing Belt: Replace (4.2L V8 engine only)
- ◆ Air Cleaner: Replace Filter
- ◆ Windshield Washer Fluid: Check level
- ◆ Automatic Shift Lock: Check operation including park/neutral position switch
- ◆ Brake System: Check for leaks/damage, brake pad thickness, and brake fluid level
- ◆ Wheels: Rotate front to rear
- ◆ Battery: Check
- ◆ Engine: Check for Leaks
- ◆ Dust Pollen Filter: Replace



- ◆ Cooling System: Check Level, add if necessary
- ◆ Auto Transmission: Check ATF (All models except Touareg)
- ◆ Auto Transmission: Check ATF (Touareg and Phaeton Only)
- ◆ Auto Transmission: Check for leaks
- ◆ Auto Trans / Final Drive: Check for Leaks (1.8T, 2.0L, and 2.8L Only)
- ◆ Auto Transmission: Change ATF (Eurovan Only)
- ◆ Manual Trans: Check oil levels and leaks (All models except Touareg)
- ◆ Tires / Spare: Check Condition
- ◆ Drive Shafts: Check Boots
- ◆ On Board Diagnosis: Check DTC Memory and Purge
- ◆ Door Check Straps: Lubricate
- ◆ Headlamps: Check and adjust if necessary
- ◆ Exhaust System: Check for damage and leaks
- ◆ Sunroof Frame: Clean and Lubricate
- ◆ Road Test
- ◆ Power Steering: Check Fluid Level
- ◆ Interior/Exterior Lights: Check (Touareg and Phaeton Only)
- ◆ Air Suspension: Check (Touareg and Phaeton Only)
- ◆ Underbody: Check (Touareg and Phaeton Only)
- ◆ Direct Shift Trans (DSG): Change Fluid
- ◆ Rear Spoiler: Lubricate (New Beetle Only)
- ◆ Front Axle: Check Dust Seals, Ball Joints, and Tie Rods
- ◆ Front Sunroof Drains (where applicable): Open Sunroof to check front water drains and clean if necessary.
- ◆ Plenum Panel: Remove cover for plenum panel to check water drains and clean if necessary. (Passat and Passat Wagon only)

12.1.18 Service at 85,000 miles

- ◆ Engine: Change engine oil and oil filter (1.8T and 2.8L engine only)

12.1.19 Service at 90,000 miles

- ◆ Engine: Change engine oil and oil filter
- ◆ Water Separator: Drain (1.9L TDI, 2.0L TDI and 5.0L V10 engines Only)
- ◆ Windshield Washer Fluid: Check level
- ◆ Automatic Shift Lock: Check operation including park/neutral position switch
- ◆ Brake System: Check for leaks/damage, brake pad thickness, and brake fluid level
- ◆ Wheels: Rotate front to rear
- ◆ Battery: Check
- ◆ Rear Spoiler: Lubricate (New Beetle Only)



12.1.20 Service at 95,000 miles

- ◆ Engine: Change engine oil and oil filter (1.8T and 2.8L engine only)

12.1.21 Service at 100,000 miles

- ◆ Engine: Change engine oil and oil filter
- ◆ Water Separator: Drain (1.9L TDI, 2.0L TDI and 5.0L V10 engines Only)
- ◆ Fuel Filter: Replace (1.9L TDI, 2.0L TDI and 5.0L V10 engines Only)
- ◆ Windshield Washer Fluid: Check level
- ◆ Automatic Shift Lock: Check operation including park/neutral position switch
- ◆ Brake System: Check for leaks/damage, brake pad thickness, and brake fluid level
- ◆ Wheels: Rotate front to rear
- ◆ Battery: Check
- ◆ Engine: Check for Leaks
- ◆ Dust Pollen Filter: Replace
- ◆ Cooling System: Check Level, add if necessary
- ◆ Auto Transmission: Check ATF (Touareg and Phaeton Only)
- ◆ Auto Transmission: Check for leaks
- ◆ Manual Transmission: Check oil levels and leaks (All models except Touareg)
- ◆ Timing Belt: Replace (1.9L TDI, 2.0L TDI and 5.0L V10 engines)
- ◆ Tires / Spare: Check Condition
- ◆ Drive Shafts: Check Boots
- ◆ On Board Diagnosis: Check DTC Memory and Purge
- ◆ Door Check Straps: Lubricate
- ◆ Headlamps: Check and adjust if necessary
- ◆ Exhaust System: Check for damage and leaks
- ◆ Sunroof Frame: Clean and Lubricate
- ◆ Road Test
- ◆ Power Steering: Check Fluid Level (Touareg and Phaeton Only)
- ◆ Rear Spoiler: Lubricate (New Beetle Only)
- ◆ Front Axle: Check Dust Seals, Ball Joints, and Tie Rods

12.1.22 Service at 105,000 miles

- ◆ Engine: Change engine oil and oil filter (1.8T and 2.8L engine only)
- ◆ Timing Belt: Replace (2.0L engine only)
- ◆ Timing Belt and Tensioning Roller: Replace (1.8T and 2.8L engine only)



12.2 MY 2004 Maintenance Intervals - Canada

⇒ ["12.2.1 Time-Dependent Maintenance Items", page 324](#)

⇒ ["12.2.2 Service at 8,000 kilometers", page 325](#)

⇒ ["12.2.3 Service at 16,000 kilometers", page 325](#)

⇒ ["12.2.4 Service at 24,000 kilometers", page 325](#)

⇒ ["12.2.5 Service at 32,000 kilometers", page 325](#)

⇒ ["12.2.6 Service at 40,000 kilometers", page 326](#)

⇒ ["12.2.7 Service at 48,000 kilometers", page 326](#)

⇒ ["12.2.8 Service at 56,000 kilometers", page 326](#)

⇒ ["12.2.9 Service at 64,000 kilometers", page 326](#)

⇒ ["12.2.10 Service at 72,000 kilometers", page 327](#)

⇒ ["12.2.11 Service at 80,000 kilometers", page 327](#)

⇒ ["12.2.12 Service at 88,000 kilometers", page 328](#)

⇒ ["12.2.13 Service at 96,000 kilometers", page 328](#)

⇒ ["12.2.14 Service at 104,000 kilometers", page 328](#)

⇒ ["12.2.15 Service at 112,000 kilometers", page 328](#)

⇒ ["12.2.16 Service at 120,000 kilometers", page 329](#)

⇒ ["12.2.17 Service at 128,000 kilometers", page 329](#)

⇒ ["12.2.18 Service at 136,000 kilometers", page 330](#)

⇒ ["12.2.19 Service at 144,000 kilometers", page 330](#)

⇒ ["12.2.20 Service at 152,000 kilometers", page 330](#)

⇒ ["12.2.21 Service at 160,000 kilometers", page 330](#)

⇒ ["12.2.22 Service at 168,000 kilometers", page 331](#)

12.2.1 Time-Dependent Maintenance Items

Every 1 year

Perform visual check of airbag system.

Every 2 years

- ◆ Dust and pollen filter: Replace (if applicable) (for vehicles driven less than 64,000 km) (Tourareg only)
- ◆ Check function of convertible top and check roll-over protection with convertible top open. (if applicable) (or every 32,000 km, whichever occurs first)
- ◆ Brake fluid: Replace

Every 4 years regardless of kilometers driven

- ◆ Tire filler bottle in the tire mobility set: Replace (observe expiration date)
- ◆ Air filter element: Replace (for vehicles driven less than 128,000 km in 4 years)
- ◆ Spark Plugs: Replace (for vehicles driven less than 64,000 km in 4 years)



Every 6 years regardless of kilometers driven

- ◆ Tire pressure monitoring system batteries: Replace (where applicable)

12.2.2 Service at 8,000 kilometers

- ◆ Engine: Change engine oil and oil filter
- ◆ Water Separator: Drain (1.9L TDI, 2.0L TDI and 5.0L V10 engines Only)

12.2.3 Service at 16,000 kilometers

- ◆ Engine: Change engine oil and oil filter
- ◆ Water Separator: Drain (1.9L TDI, 2.0L TDI and 5.0L V10 engines Only)
- ◆ Windshield Washer Fluid: Check level
- ◆ Automatic Shift Lock: Check operation including park/neutral position switch
- ◆ Brake System: Check for leaks/damage, brake pad thickness, and brake fluid level
- ◆ Wheels: Rotate front to rear
- ◆ Battery: Check
- ◆ Rear Spoiler: Lubricate (New Beetle Only)

12.2.4 Service at 24,000 kilometers

- ◆ Engine: Change engine oil and oil filter (1.8T and 2.8L engine only)

12.2.5 Service at 32,000 kilometers

- ◆ Engine: Change engine oil and oil filter
- ◆ Water Separator: Drain (1.9L TDI, 2.0L TDI and 5.0L V10 engines Only)
- ◆ Fuel Filter: Replace (1.9L TDI, 2.0L TDI and 5.0L V10 engines Only)
- ◆ Windshield Washer Fluid: Check level
- ◆ Automatic Shift Lock: Check operation including park/neutral position switch
- ◆ Brake System: Check for leaks/damage, brake pad thickness, and brake fluid level
- ◆ Wheels: Rotate front to rear
- ◆ Battery: Check
- ◆ Engine: Check for Leaks
- ◆ Dust Pollen Filter: Replace
- ◆ Cooling System: Check Level, add if necessary
- ◆ Auto Transmission: Check ATF (Touareg and Phaeton Only)
- ◆ Auto Transmission: Check for leaks
- ◆ Manual Transmission: Check oil levels and leaks (All models except Touareg)
- ◆ Tires / Spare: Check Condition
- ◆ Drive Shafts: Check Boots



- ◆ On Board Diagnosis: Check DTC Memory and Purge
- ◆ Door Check Straps: Lubricate
- ◆ Headlamps: Check and adjust if necessary
- ◆ Exhaust System: Check for damage and leaks
- ◆ Sunroof Frame: Clean and Lubricate
- ◆ Road Test
- ◆ Power Steering: Check Fluid Level (Touareg and Phaeton Only)
- ◆ Rear Spoiler: Lubricate (New Beetle Only)
- ◆ Front Axle: Check Dust Seals, Ball Joints, and Tie Rods

12.2.6 Service at 40,000 kilometers

- ◆ Engine: Change engine oil and oil filter (1.8T and 2.8L engine only)

12.2.7 Service at 48,000 kilometers

- ◆ Engine: Change engine oil and oil filter
- ◆ Water Separator: Drain (1.9L TDI, 2.0L TDI and 5.0L V10 engines Only)
- ◆ Windshield Washer Fluid: Check level
- ◆ Automatic Shift Lock: Check operation including park/neutral position switch
- ◆ Brake System: Check for leaks/damage, brake pad thickness, and brake fluid level
- ◆ Wheels: Rotate front to rear
- ◆ Battery: Check
- ◆ Rear Spoiler: Lubricate (New Beetle Only)

12.2.8 Service at 56,000 kilometers

- ◆ Engine: Change engine oil and oil filter (1.8T and 2.8L engine only)

12.2.9 Service at 64,000 kilometers

- ◆ Engine: Change engine oil and oil filter
- ◆ Water Separator: Drain (1.9L TDI, 2.0L TDI and 5.0L V10 engines Only)
- ◆ Fuel Filter: Replace (1.9L TDI, 2.0L TDI and 5.0L V10 engines Only)
- ◆ V-Belt / Ribbed Belt: Check
- ◆ Spark Plugs: Replace (1.8T, 2.0L, 2.8L VR6, 3.2L VR6, 2.8L)
- ◆ Haldex Clutch: Change oil (R32)
- ◆ Air Cleaner: Replace Filter
- ◆ Windshield Washer Fluid: Check level
- ◆ Automatic Shift Lock: Check operation including park/neutral position switch
- ◆ Brake System: Check for leaks/damage, brake pad thickness, and brake fluid level
- ◆ Wheels: Rotate front to rear



- ◆ Battery: Check
- ◆ Engine: Check for Leaks
- ◆ Dust Pollen Filter: Replace
- ◆ Cooling System: Check Level, add if necessary
- ◆ Auto Transmission: Check ATF (All models except Touareg)
- ◆ Auto Transmission: Check ATF (Touareg and Phaeton Only)
- ◆ Auto Transmission: Check for leaks
- ◆ Auto Trans / Final Drive: Check for Leaks (1.8T, 2.0L, and 2.8L Only)
- ◆ Auto Transmission: Change ATF (Eurovan Only)
- ◆ Manual Trans: Check oil levels and leaks (All models except Touareg)
- ◆ Tires / Spare: Check Condition
- ◆ Drive Shafts: Check Boots
- ◆ On Board Diagnosis: Check DTC Memory and Purge
- ◆ Door Check Straps: Lubricate
- ◆ Headlamps: Check and adjust if necessary
- ◆ Exhaust System: Check for damage and leaks
- ◆ Sunroof Frame: Clean and Lubricate
- ◆ Road Test
- ◆ Power Steering: Check Fluid Level
- ◆ Interior/Exterior Lights: Check (Touareg and Phaeton Only)
- ◆ Air Suspension: Check (Touareg and Phaeton Only)
- ◆ Underbody: Check (Touareg and Phaeton Only)
- ◆ Direct Shift Trans (DSG): Change Fluid
- ◆ Rear Spoiler: Lubricate (New Beetle Only)
- ◆ Front Axle: Check Dust Seals, Ball Joints, and Tie Rods

12.2.10 Service at 72,000 kilometers

- ◆ Engine: Change engine oil and oil filter (1.8T and 2.8L engine only)

12.2.11 Service at 80,000 kilometers

- ◆ Engine: Change engine oil and oil filter
- ◆ Water Separator: Drain (1.9L TDI, 2.0L TDI and 5.0L V10 engines Only)
- ◆ Windshield Washer Fluid: Check level
- ◆ Automatic Shift Lock: Check operation including park/neutral position switch
- ◆ Brake System: Check for leaks/damage, brake pad thickness, and brake fluid level
- ◆ Wheels: Rotate front to rear
- ◆ Battery: Check
- ◆ Rear Spoiler: Lubricate (New Beetle Only)



12.2.12 Service at 88,000 kilometers

- ♦ Engine: Change engine oil and oil filter (1.8T and 2.8L engine only)

12.2.13 Service at 96,000 kilometers

- ♦ Engine: Change engine oil and oil filter
- ♦ Water Separator: Drain (1.9L TDI, 2.0L TDI and 5.0L V10 engines Only)
- ♦ Fuel Filter: Replace (1.9L TDI, 2.0L TDI and 5.0L V10 engines Only)
- ♦ Windshield Washer Fluid: Check level
- ♦ Automatic Shift Lock: Check operation including park/neutral position switch
- ♦ Brake System: Check for leaks/damage, brake pad thickness, and brake fluid level
- ♦ Wheels: Rotate front to rear
- ♦ Battery: Check
- ♦ Engine: Check for Leaks
- ♦ Dust Pollen Filter: Replace
- ♦ Cooling System: Check Level, add if necessary
- ♦ Auto Transmission: Check ATF (Touareg and Phaeton Only)
- ♦ Auto Transmission: Check for leaks
- ♦ Auto Trans / Final Drive: Check for Leaks (1.8T, 2.0L, and 2.8L Only)
- ♦ Manual Transmission: Check oil levels and leaks (All models except Touareg)
- ♦ Tires / Spare: Check Condition
- ♦ Timing Belt: Check Condition (1.8T Only)
- ♦ Drive Shafts: Check Boots
- ♦ On Board Diagnosis: Check DTC Memory and Purge
- ♦ Door Check Straps: Lubricate
- ♦ Headlamps: Check and adjust if necessary
- ♦ Exhaust System: Check for damage and leaks
- ♦ Spark Plugs: Replace (4.2 Only)
- ♦ Sunroof Frame: Clean and Lubricate
- ♦ Road Test
- ♦ Power Steering: Check Fluid Level (Touareg and Phaeton Only)
- ♦ Rear Spoiler: Lubricate (New Beetle Only)
- ♦ Front Axle: Check Dust Seals, Ball Joints, and Tie Rods

12.2.14 Service at 104,000 kilometers

- ♦ Engine: Change engine oil and oil filter (1.8T and 2.8L engine only)

12.2.15 Service at 112,000 kilometers

- ♦ Engine: Change engine oil and oil filter



- ◆ Water Separator: Drain (1.9L TDI, 2.0L TDI and 5.0L V10 engines Only)
- ◆ Windshield Washer Fluid: Check level
- ◆ Automatic Shift Lock: Check operation including park/neutral position switch
- ◆ Brake System: Check for leaks/damage, brake pad thickness, and brake fluid level
- ◆ Wheels: Rotate front to rear
- ◆ Battery: Check
- ◆ Rear Spoiler: Lubricate (New Beetle Only)

12.2.16 Service at 120,000 kilometers

- ◆ Engine: Change engine oil and oil filter (1.8T and 2.8L engine only)

12.2.17 Service at 128,000 kilometers

- ◆ Engine: Change engine oil and oil filter
- ◆ Water Separator: Drain (1.9L TDI, 2.0L TDI and 5.0L V10 engines Only)
- ◆ Fuel Filter: Replace (1.9L TDI, 2.0L TDI and 5.0L V10 engines Only)
- ◆ V-Belt / Ribbed Belt: Check
- ◆ Timing Belt: Check Condition (1.9L TDI, 2.0L TDI, 5.0L V10, 1.8T and 2.8L engines)
- ◆ Haldex Clutch: Change oil (R32)
- ◆ Spark Plugs: Replace (2.8L VR6, 3.2L VR6, W8, W12, 2.8L, 1.8T and 2.0L engines)
- ◆ Timing Belt: Replace (4.2L V8 engine only)
- ◆ Air Cleaner: Replace Filter
- ◆ Windshield Washer Fluid: Check level
- ◆ Automatic Shift Lock: Check operation including park/neutral position switch
- ◆ Brake System: Check for leaks/damage, brake pad thickness, and brake fluid level
- ◆ Wheels: Rotate front to rear
- ◆ Battery: Check
- ◆ Engine: Check for Leaks
- ◆ Dust Pollen Filter: Replace
- ◆ Cooling System: Check Level, add if necessary
- ◆ Auto Transmission: Check ATF (All models except Touareg)
- ◆ Auto Transmission: Check ATF (Touareg and Phaeton Only)
- ◆ Auto Transmission: Check for leaks
- ◆ Auto Trans / Final Drive: Check for Leaks (1.8T, 2.0L, and 2.8L Only)
- ◆ Auto Transmission: Change ATF (Eurovan Only)
- ◆ Manual Trans: Check oil levels and leaks (All models except Touareg)



- ◆ Tires / Spare: Check Condition
- ◆ Drive Shafts: Check Boots
- ◆ On Board Diagnosis: Check DTC Memory and Purge
- ◆ Door Check Straps: Lubricate
- ◆ Headlamps: Check and adjust if necessary
- ◆ Exhaust System: Check for damage and leaks
- ◆ Sunroof Frame: Clean and Lubricate
- ◆ Road Test
- ◆ Power Steering: Check Fluid Level
- ◆ Interior/Exterior Lights: Check (Touareg and Phaeton Only)
- ◆ Air Suspension: Check (Touareg and Phaeton Only)
- ◆ Underbody: Check (Touareg and Phaeton Only)
- ◆ Direct Shift Trans (DSG): Change Fluid
- ◆ Rear Spoiler: Lubricate (New Beetle Only)
- ◆ Front Axle: Check Dust Seals, Ball Joints, and Tie Rods

12.2.18 Service at 136,000 kilometers

- ◆ Engine: Change engine oil and oil filter (1.8T and 2.8L engine only)

12.2.19 Service at 144,000 kilometers

- ◆ Engine: Change engine oil and oil filter
- ◆ Water Separator: Drain (1.9L TDI, 2.0L TDI and 5.0L V10 engines Only)
- ◆ Windshield Washer Fluid: Check level
- ◆ Automatic Shift Lock: Check operation including park/neutral position switch
- ◆ Brake System: Check for leaks/damage, brake pad thickness, and brake fluid level
- ◆ Wheels: Rotate front to rear
- ◆ Battery: Check
- ◆ Rear Spoiler: Lubricate (New Beetle Only)

12.2.20 Service at 152,000 kilometers

- ◆ Engine: Change engine oil and oil filter (1.8T and 2.8L engine only)

12.2.21 Service at 160,000 kilometers

- ◆ Engine: Change engine oil and oil filter
- ◆ Water Separator: Drain (1.9L TDI, 2.0L TDI and 5.0L V10 engines Only)
- ◆ Fuel Filter: Replace (1.9L TDI, 2.0L TDI and 5.0L V10 engines Only)
- ◆ Windshield Washer Fluid: Check level
- ◆ Automatic Shift Lock: Check operation including park/neutral position switch
- ◆ Brake System: Check for leaks/damage, brake pad thickness, and brake fluid level



- ◆ Wheels: Rotate front to rear
- ◆ Battery: Check
- ◆ Engine: Check for Leaks
- ◆ Dust Pollen Filter: Replace
- ◆ Cooling System: Check Level, add if necessary
- ◆ Auto Transmission: Check ATF (Touareg and Phaeton Only)
- ◆ Auto Transmission: Check for leaks
- ◆ Manual Transmission: Check oil levels and leaks (All models except Touareg)
- ◆ Timing Belt: Replace (1.9L TDI, 2.0L TDI and 5.0L V10 engines)
- ◆ Tires / Spare: Check Condition
- ◆ Drive Shafts: Check Boots
- ◆ On Board Diagnosis: Check DTC Memory and Purge
- ◆ Door Check Straps: Lubricate
- ◆ Headlamps: Check and adjust if necessary
- ◆ Exhaust System: Check for damage and leaks
- ◆ Sunroof Frame: Clean and Lubricate
- ◆ Road Test
- ◆ Power Steering: Check Fluid Level (Touareg and Phaeton Only)
- ◆ Rear Spoiler: Lubricate (New Beetle Only)
- ◆ Front Axle: Check Dust Seals, Ball Joints, and Tie Rods

12.2.22 Service at 168,000 kilometers

- ◆ Engine: Change engine oil and oil filter (1.8T and 2.8L engine only)
- ◆ Timing Belt: Replace (2.0L engine only)
- ◆ Timing Belt and Tensioning Roller: Replace (1.8T and 2.8L engine only)



13 MY 2003 Maintenance Intervals

⇒ ["13.1 MY 2003 Maintenance Intervals - USA", page 332](#)

⇒ ["13.2 MY 2003 Maintenance Intervals - Canada", page 339](#)

13.1 MY 2003 Maintenance Intervals - USA

⇒ ["13.1.1 Time-Dependent Maintenance Items", page 332](#)

⇒ ["13.1.2 Service at 5,000 miles", page 332](#)

⇒ ["13.1.3 Service at 10,000 miles", page 333](#)

⇒ ["13.1.4 Service at 15,000 miles", page 333](#)

⇒ ["13.1.5 Service at 20,000 miles", page 333](#)

⇒ ["13.1.6 Service at 25,000 miles", page 334](#)

⇒ ["13.1.7 Service at 30,000 miles", page 334](#)

⇒ ["13.1.8 Service at 35,000 miles", page 334](#)

⇒ ["13.1.9 Service at 40,000 miles", page 334](#)

⇒ ["13.1.10 Service at 45,000 miles", page 335](#)

⇒ ["13.1.11 Service at 50,000 miles", page 335](#)

⇒ ["13.1.12 Service at 55,000 miles", page 335](#)

⇒ ["13.1.13 Service at 60,000 miles", page 335](#)

⇒ ["13.1.14 Service at 65,000 miles", page 336](#)

⇒ ["13.1.15 Service at 70,000 miles", page 336](#)

⇒ ["13.1.16 Service at 75,000 miles", page 336](#)

⇒ ["13.1.17 Service at 80,000 miles", page 336](#)

⇒ ["13.1.18 Service at 85,000 miles", page 337](#)

⇒ ["13.1.19 Service at 90,000 miles", page 337](#)

⇒ ["13.1.20 Service at 95,000 miles", page 338](#)

⇒ ["13.1.21 Service at 100,000 miles", page 338](#)

⇒ ["13.1.22 Service at 105,000 miles", page 338](#)

13.1.1 Time-Dependent Maintenance Items

Every 1 year

Perform visual check of airbag system.

Every 2 years

- ◆ Brake Fluid: Replace
- ◆ Front Sunroof Drains (where applicable): Open Sunroof to check front water drains and clean if necessary.
- ◆ Plenum Panel: Remove cover for plenum panel to check water drains and clean if necessary. (Passat and Passat Wagon only)

13.1.2 Service at 5,000 miles

- ◆ Engine: Change engine oil and oil filter
- ◆ Water Separator: Drain (1.9L TDI engine only)





13.1.3 Service at 10,000 miles

- ◆ Engine: Change engine oil and oil filter
- ◆ Timing Belt: Check condition (1.9L TDI engine only)
- ◆ Water Separator: Drain (1.9L TDI engine only)
- ◆ Windshield Washer Fluid: Check level
- ◆ Automatic Shift Lock: Check operation including park/neutral position switch
- ◆ Airbag System: Check function/damage
- ◆ Brake System: Check for leaks/damage, brake pad thickness, and brake fluid level
- ◆ Wheels: Rotate front to rear
- ◆ Battery: Check electrolyte level

13.1.4 Service at 15,000 miles

- ◆ Engine: Change engine oil and oil filter (1.8T, 2.0L and 2.8L V6 engines only)

13.1.5 Service at 20,000 miles

- ◆ Engine: Change engine oil and oil filter
- ◆ Water Separator: Drain (1.9L TDI engine only)
- ◆ Fuel Filter: Replace (1.9L TDI engine only)
- ◆ Timing Belt: Check condition (1.9L TDI engine only)
- ◆ Windshield Washer Fluid: Check level
- ◆ Automatic Shift Lock: Check operation including park/neutral position switch
- ◆ Airbag System: Check function/damage
- ◆ Brake System: Check for leaks/damage, brake pad thickness, and brake fluid level
- ◆ Wheels: Rotate front to rear
- ◆ Battery: Check electrolyte level
- ◆ Engine: Check for leaks
- ◆ Dust Pollen Filter: Replace
- ◆ Cooling System: Check Level
- ◆ Manual Transmission: Check for Leaks, add if necessary
- ◆ Automatic Transmission: Check for Leaks
- ◆ Tires / Spare: Check Condition
- ◆ Drive Shafts: Check Boots
- ◆ On Board Diagnosis: Check DTC Memory
- ◆ Door Hinge: Lubricate
- ◆ Headlamps: Check and adjust if necessary
- ◆ Exhaust System: Check for damage and leaks
- ◆ Sunroof Frame: Clean and Lubricate
- ◆ Road Test



13.1.6 Service at 25,000 miles

- ◆ Engine: Change engine oil and oil filter (1.8T, 2.0L and 2.8L V6 engines only)

13.1.7 Service at 30,000 miles

- ◆ Engine: Change engine oil and oil filter
- ◆ Water Separator: Drain (1.9L TDI engine only)
- ◆ Timing Belt: Check condition (1.9L TDI engine only)
- ◆ Windshield Washer Fluid: Check level
- ◆ Automatic Shift Lock: Check operation including park/neutral position switch
- ◆ Airbag System: Check function/damage
- ◆ Brake System: Check for leaks/damage, brake pad thickness, and brake fluid level
- ◆ Wheels: Rotate front to rear
- ◆ Battery: Check electrolyte level

13.1.8 Service at 35,000 miles

- ◆ Engine: Change engine oil and oil filter (1.8T, 2.0L and 2.8L V6 engines only)

13.1.9 Service at 40,000 miles

- ◆ Engine: Change engine oil and oil filter
- ◆ Water Separator: Drain (1.9L TDI engine only)
- ◆ Fuel Filter: Replace (1.9L TDI engine only)
- ◆ V-Belt / Ribbed Belt: Check
- ◆ Timing Belt: Check Condition (1.9L TDI, 1.8T, 2.0L and 2.8L V6)
- ◆ Spark Plugs: Replace (1.8T, 2.0L, VR6, 4.0L W8 and 2.8L V6)
- ◆ Air Cleaner: Replace Filter
- ◆ Windshield Washer Fluid: Check level
- ◆ Automatic Shift Lock: Check operation including park/neutral position switch
- ◆ Airbag System: Check function/damage
- ◆ Brake System: Check for leaks/damage, brake pad thickness, and brake fluid level
- ◆ Wheels: Rotate front to rear
- ◆ Battery: Check electrolyte level
- ◆ Engine: Check for leaks
- ◆ Dust Pollen Filter: Replace
- ◆ Cooling System: Check Level
- ◆ Manual Transmission: Check for Leaks, add if necessary
- ◆ Automatic Transmission: Check for Leaks
- ◆ Tires / Spare: Check Condition
- ◆ Drive Shafts: Check Boots
- ◆ On Board Diagnosis: Check DTC Memory



- ◆ Door Hinge: Lubricate
- ◆ Headlamps: Check and adjust if necessary
- ◆ Exhaust System: Check for damage and leaks
- ◆ Sunroof Frame: Clean and Lubricate
- ◆ Road Test
- ◆ Power Steering: Check Fluid Level
- ◆ Brake Fluid: Replace
- ◆ ATF and Differential Levels: Check, add if necessary
- ◆ ATF: Change ATF (Euro Van only)
- ◆ Front Axle: Check Dust Seals, Ball Joints, and Tie Rods
- ◆ Front Sunroof Drains (where applicable): Open Sunroof to check front water drains and clean if necessary.
- ◆ Plenum Panel: Remove cover for plenum panel to check water drains and clean if necessary. (Passat and Passat Wagon only)

13.1.10 Service at 45,000 miles

- ◆ Engine: Change engine oil and oil filter (1.8T, 2.0L and 2.8L V6 engines only)

13.1.11 Service at 50,000 miles

- ◆ Engine: Change engine oil and oil filter
- ◆ Water Separator: Drain (1.9L TDI engine only)
- ◆ Timing Belt: Check condition (1.9L TDI engine only)
- ◆ Windshield Washer Fluid: Check level
- ◆ Automatic Shift Lock: Check operation including park/neutral position switch
- ◆ Brake System: Check for leaks/damage, brake pad thickness, and brake fluid level
- ◆ Wheels: Rotate front to rear
- ◆ Airbag System: Check function/damage
- ◆ Battery: Check electrolyte level

13.1.12 Service at 55,000 miles

- ◆ Engine: Change engine oil and oil filter (1.8T, 2.0L and 2.8L V6 engines only)

13.1.13 Service at 60,000 miles

- ◆ Engine: Change engine oil and oil filter
- ◆ Water Separator: Drain (1.9L TDI engine only)
- ◆ Fuel Filter: Replace (1.9L TDI engine only)
- ◆ Timing Belt: Check condition (1.9L TDI engine only)
- ◆ Windshield Washer Fluid: Check level
- ◆ Automatic Shift Lock: Check operation including park/neutral position switch
- ◆ Airbag System: Check function/damage
- ◆ Brake System: Check for leaks/damage, brake pad thickness, and brake fluid level



- ◆ Wheels: Rotate front to rear
- ◆ Battery: Check electrolyte level
- ◆ Engine: Check for leaks
- ◆ Dust Pollen Filter: Replace
- ◆ Cooling System: Check Level
- ◆ Manual Transmission: Check for Leaks, add if necessary
- ◆ Automatic Transmission: Check for Leaks
- ◆ Tires / Spare: Check Condition
- ◆ Drive Shafts: Check Boots
- ◆ On Board Diagnosis: Check DTC Memory
- ◆ Door Hinge: Lubricate
- ◆ Headlamps: Check and adjust if necessary
- ◆ Exhaust System: Check for damage and leaks
- ◆ Sunroof Frame: Clean and Lubricate
- ◆ Road Test

13.1.14 Service at 65,000 miles

- ◆ Engine: Change engine oil and oil filter (1.8T, 2.0L and 2.8L V6 engines only)

13.1.15 Service at 70,000 miles

- ◆ Engine: Change engine oil and oil filter
- ◆ Water Separator: Drain (1.9L TDI engine only)
- ◆ Timing Belt: Check condition (1.9L TDI engine only)
- ◆ Windshield Washer Fluid: Check level
- ◆ Automatic Shift Lock: Check operation including park/neutral position switch
- ◆ Brake System: Check for leaks/damage, brake pad thickness, and brake fluid level
- ◆ Wheels: Rotate front to rear
- ◆ Airbag System: Check function/damage
- ◆ Battery: Check electrolyte level

13.1.16 Service at 75,000 miles

- ◆ Engine: Change engine oil and oil filter (1.8T, 2.0L and 2.8L V6 engines only)

13.1.17 Service at 80,000 miles

- ◆ Engine: Change engine oil and oil filter
- ◆ Water Separator: Drain (1.9L TDI engine only)
- ◆ Fuel Filter: Replace (1.9L TDI engine only)
- ◆ V-Belt / Ribbed Belt: Check
- ◆ V-Belt: Replace (1.8T and 2.0L engines only)
- ◆ Timing Belt: Check Condition (1.9L TDI, 1.8T, 2.0L and 2.8L V6)
- ◆ Spark Plugs: Replace (1.8T, 2.0L, VR6, 4.0L W8 and 2.8L V6)



- ◆ Air Cleaner: Replace Filter
- ◆ Windshield Washer Fluid: Check level
- ◆ Automatic Shift Lock: Check operation including park/neutral position switch
- ◆ Airbag System: Check function/damage
- ◆ Brake System: Check for leaks/damage, brake pad thickness, and brake fluid level
- ◆ Wheels: Rotate front to rear
- ◆ Battery: Check electrolyte level
- ◆ Engine: Check for leaks
- ◆ Dust Pollen Filter: Replace
- ◆ Cooling System: Check Level
- ◆ Manual Transmission: Check for Leaks, add if necessary
- ◆ Automatic Transmission: Check for Leaks
- ◆ Tires / Spare: Check Condition
- ◆ Drive Shafts: Check Boots
- ◆ On Board Diagnosis: Check DTC Memory
- ◆ Door Hinge: Lubricate
- ◆ Headlamps: Check and adjust if necessary
- ◆ Exhaust System: Check for damage and leaks
- ◆ Sunroof Frame: Clean and Lubricate
- ◆ Road Test
- ◆ Power Steering: Check Fluid Level
- ◆ Brake Fluid: Replace
- ◆ ATF and Differential Levels: Check, add if necessary
- ◆ ATF: Change ATF (Euro Van only)
- ◆ Front Axle: Check Dust Seals, Ball Joints, and Tie Rods
- ◆ Front Sunroof Drains (where applicable): Open Sunroof to check front water drains and clean if necessary.
- ◆ Plenum Panel: Remove cover for plenum panel to check water drains and clean if necessary. (Passat and Passat Wagon only)

13.1.18 Service at 85,000 miles

- ◆ Engine: Change engine oil and oil filter (1.8T, 2.0L and 2.8L V6 engines only)

13.1.19 Service at 90,000 miles

- ◆ Engine: Change engine oil and oil filter
- ◆ Water Separator: Drain (1.9L TDI engine only)
- ◆ Timing Belt: Check condition (1.9L TDI engine only)
- ◆ Windshield Washer Fluid: Check level
- ◆ Automatic Shift Lock: Check operation including park/neutral position switch
- ◆ Brake System: Check for leaks/damage, brake pad thickness, and brake fluid level



- ◆ Wheels: Rotate front to rear
- ◆ Airbag System: Check function/damage
- ◆ Battery: Check electrolyte level

13.1.20 Service at 95,000 miles

- ◆ Engine: Change engine oil and oil filter (1.8T, 2.0L and 2.8L V6 engines only)

13.1.21 Service at 100,000 miles

- ◆ Engine: Change engine oil and oil filter
- ◆ Water Separator: Drain (1.9L TDI engine only)
- ◆ Fuel Filter: Replace (1.9L TDI engine only)
- ◆ Timing Belt: Check condition (1.9L TDI engine only)
- ◆ Timing Belt: Replace (1.9L TDI engine only)
- ◆ Windshield Washer Fluid: Check level
- ◆ Automatic Shift Lock: Check operation including park/neutral position switch
- ◆ Airbag System: Check function/damage
- ◆ Brake System: Check for leaks/damage, brake pad thickness, and brake fluid level
- ◆ Wheels: Rotate front to rear
- ◆ Battery: Check electrolyte level
- ◆ Engine: Check for leaks
- ◆ Dust Pollen Filter: Replace
- ◆ Cooling System: Check Level
- ◆ Manual Transmission: Check for Leaks, add if necessary
- ◆ Automatic Transmission: Check for Leaks
- ◆ Tires / Spare: Check Condition
- ◆ Drive Shafts: Check Boots
- ◆ On Board Diagnosis: Check DTC Memory
- ◆ Door Hinge: Lubricate
- ◆ Headlamps: Check and adjust if necessary
- ◆ Exhaust System: Check for damage and leaks
- ◆ Sunroof Frame: Clean and Lubricate
- ◆ Road Test

13.1.22 Service at 105,000 miles

- ◆ Engine: Change engine oil and oil filter (1.8T, 2.0L and 2.8L V6 engines only)
- ◆ Timing Belt: Replace (2.0L and 2.8L V6 engine only)
- ◆ Timing Belt Tensioner: Replace (2.0L and 2.8L V6 engine only)



13.2 MY 2003 Maintenance Intervals - Canada

⇒ ["13.2.1 Time-Dependent Maintenance Items", page 339](#)

⇒ ["13.2.2 Service at 8,000 kilometers", page 339](#)

⇒ ["13.2.3 Service at 16,000 kilometers", page 339](#)

⇒ ["13.2.4 Service at 24,000 kilometers", page 340](#)

⇒ ["13.2.5 Service at 32,000 kilometers", page 340](#)

⇒ ["13.2.6 Service at 40,000 kilometers", page 340](#)

⇒ ["13.2.7 Service at 48,000 kilometers", page 340](#)

⇒ ["13.2.8 Service at 56,000 kilometers", page 341](#)

⇒ ["13.2.9 Service at 64,000 kilometers", page 341](#)

⇒ ["13.2.10 Service at 72,000 kilometers", page 342](#)

⇒ ["13.2.11 Service at 80,000 kilometers", page 342](#)

⇒ ["13.2.12 Service at 88,000 kilometers", page 342](#)

⇒ ["13.2.13 Service at 96,000 kilometers", page 342](#)

⇒ ["13.2.14 Service at 104,000 kilometers", page 343](#)

⇒ ["13.2.15 Service at 112,000 kilometers", page 343](#)

⇒ ["13.2.16 Service at 120,000 kilometers", page 343](#)

⇒ ["13.2.17 Service at 128,000 kilometers", page 343](#)

⇒ ["13.2.18 Service at 136,000 kilometers", page 344](#)

⇒ ["13.2.19 Service at 144,000 kilometers", page 344](#)

⇒ ["13.2.20 Service at 152,000 kilometers", page 344](#)

⇒ ["13.2.21 Service at 160,000 kilometers", page 344](#)

⇒ ["13.2.22 Service at 168,000 kilometers", page 345](#)

13.2.1 Time-Dependent Maintenance Items

Every 1 year

Perform visual check of airbag system.

Every 2 years

- ◆ Brake Fluid: Replace

13.2.2 Service at 8,000 kilometers

- ◆ Engine: Change engine oil and oil filter
- ◆ Water Separator: Drain (1.9L TDI engine only)

13.2.3 Service at 16,000 kilometers

- ◆ Engine: Change engine oil and oil filter
- ◆ Timing Belt: Check condition (1.9L TDI engine only)
- ◆ Water Separator: Drain (1.9L TDI engine only)
- ◆ Windshield Washer Fluid: Check level
- ◆ Automatic Shift Lock: Check operation including park/neutral position switch
- ◆ Airbag System: Check function/damage



- ◆ Brake System: Check for leaks/damage, brake pad thickness, and brake fluid level
- ◆ Wheels: Rotate front to rear
- ◆ Battery: Check electrolyte level

13.2.4 Service at 24,000 kilometers

- ◆ Engine: Change engine oil and oil filter (1.8T, 2.0L and 2.8L V6 engines only)

13.2.5 Service at 32,000 kilometers

- ◆ Engine: Change engine oil and oil filter
- ◆ Water Separator: Drain (1.9L TDI engine only)
- ◆ Fuel Filter: Replace (1.9L TDI engine only)
- ◆ Timing Belt: Check condition (1.9L TDI engine only)
- ◆ Windshield Washer Fluid: Check level
- ◆ Automatic Shift Lock: Check operation including park/neutral position switch
- ◆ Airbag System: Check function/damage
- ◆ Brake System: Check for leaks/damage, brake pad thickness, and brake fluid level
- ◆ Wheels: Rotate front to rear
- ◆ Battery: Check electrolyte level
- ◆ Engine: Check for leaks
- ◆ Dust Pollen Filter: Replace
- ◆ Cooling System: Check Level
- ◆ Manual Transmission: Check for Leaks, add if necessary
- ◆ Automatic Transmission: Check for Leaks
- ◆ Tires / Spare: Check Condition
- ◆ Drive Shafts: Check Boots
- ◆ On Board Diagnosis: Check DTC Memory
- ◆ Door Hinge: Lubricate
- ◆ Headlamps: Check and adjust if necessary
- ◆ Exhaust System: Check for damage and leaks
- ◆ Sunroof Frame: Clean and Lubricate
- ◆ Road Test

13.2.6 Service at 40,000 kilometers

- ◆ Engine: Change engine oil and oil filter (1.8T, 2.0L and 2.8L V6 engines only)

13.2.7 Service at 48,000 kilometers

- ◆ Engine: Change engine oil and oil filter
- ◆ Water Separator: Drain (1.9L TDI engine only)
- ◆ Timing Belt: Check condition (1.9L TDI engine only)
- ◆ Windshield Washer Fluid: Check level



- ◆ Automatic Shift Lock: Check operation including park/neutral position switch
- ◆ Airbag System: Check function/damage
- ◆ Brake System: Check for leaks/damage, brake pad thickness, and brake fluid level
- ◆ Wheels: Rotate front to rear
- ◆ Battery: Check electrolyte level

13.2.8 Service at 56,000 kilometers

- ◆ Engine: Change engine oil and oil filter (1.8T, 2.0L and 2.8L V6 engines only)

13.2.9 Service at 64,000 kilometers

- ◆ Engine: Change engine oil and oil filter
- ◆ Water Separator: Drain (1.9L TDI engine only)
- ◆ Fuel Filter: Replace (1.9L TDI engine only)
- ◆ V-Belt / Ribbed Belt: Check
- ◆ Timing Belt: Check Condition (1.9L TDI, 1.8T, 2.0L and 2.8L V6)
- ◆ Spark Plugs: Replace (1.8T, 2.0L, VR6, 4.0L W8 and 2.8L V6)
- ◆ Air Cleaner: Replace Filter
- ◆ Windshield Washer Fluid: Check level
- ◆ Automatic Shift Lock: Check operation including park/neutral position switch
- ◆ Airbag System: Check function/damage
- ◆ Brake System: Check for leaks/damage, brake pad thickness, and brake fluid level
- ◆ Wheels: Rotate front to rear
- ◆ Battery: Check electrolyte level
- ◆ Engine: Check for leaks
- ◆ Dust Pollen Filter: Replace
- ◆ Cooling System: Check Level
- ◆ Manual Transmission: Check for Leaks, add if necessary
- ◆ Automatic Transmission: Check for Leaks
- ◆ Tires / Spare: Check Condition
- ◆ Drive Shafts: Check Boots
- ◆ On Board Diagnosis: Check DTC Memory
- ◆ Door Hinge: Lubricate
- ◆ Headlamps: Check and adjust if necessary
- ◆ Exhaust System: Check for damage and leaks
- ◆ Sunroof Frame: Clean and Lubricate
- ◆ Road Test
- ◆ Power Steering: Check Fluid Level
- ◆ Brake Fluid: Replace
- ◆ ATF and Differential Levels: Check, add if necessary



- ◆ ATF: Change ATF (Euro Van only)
- ◆ Front Axle: Check Dust Seals, Ball Joints, and Tie Rods

13.2.10 Service at 72,000 kilometers

- ◆ Engine: Change engine oil and oil filter (1.8T, 2.0L and 2.8L V6 engines only)

13.2.11 Service at 80,000 kilometers

- ◆ Engine: Change engine oil and oil filter
- ◆ Water Separator: Drain (1.9L TDI engine only)
- ◆ Timing Belt: Check condition (1.9L TDI engine only)
- ◆ Windshield Washer Fluid: Check level
- ◆ Automatic Shift Lock: Check operation including park/neutral position switch
- ◆ Brake System: Check for leaks/damage, brake pad thickness, and brake fluid level
- ◆ Wheels: Rotate front to rear
- ◆ Airbag System: Check function/damage
- ◆ Battery: Check electrolyte level

13.2.12 Service at 88,000 kilometers

- ◆ Engine: Change engine oil and oil filter (1.8T, 2.0L and 2.8L V6 engines only)

13.2.13 Service at 96,000 kilometers

- ◆ Engine: Change engine oil and oil filter
- ◆ Water Separator: Drain (1.9L TDI engine only)
- ◆ Fuel Filter: Replace (1.9L TDI engine only)
- ◆ Timing Belt: Check condition (1.9L TDI engine only)
- ◆ Windshield Washer Fluid: Check level
- ◆ Automatic Shift Lock: Check operation including park/neutral position switch
- ◆ Airbag System: Check function/damage
- ◆ Brake System: Check for leaks/damage, brake pad thickness, and brake fluid level
- ◆ Wheels: Rotate front to rear
- ◆ Battery: Check electrolyte level
- ◆ Engine: Check for leaks
- ◆ Dust Pollen Filter: Replace
- ◆ Cooling System: Check Level
- ◆ Manual Transmission: Check for Leaks, add if necessary
- ◆ Automatic Transmission: Check for Leaks
- ◆ Tires / Spare: Check Condition
- ◆ Drive Shafts: Check Boots
- ◆ On Board Diagnosis: Check DTC Memory
- ◆ Door Hinge: Lubricate



- ◆ Headlamps: Check and adjust if necessary
- ◆ Exhaust System: Check for damage and leaks
- ◆ Sunroof Frame: Clean and Lubricate
- ◆ Road Test

13.2.14 Service at 104,000 kilometers

- ◆ Engine: Change engine oil and oil filter (1.8T, 2.0L and 2.8L V6 engines only)

13.2.15 Service at 112,000 kilometers

- ◆ Engine: Change engine oil and oil filter
- ◆ Water Separator: Drain (1.9L TDI engine only)
- ◆ Timing Belt: Check condition (1.9L TDI engine only)
- ◆ Windshield Washer Fluid: Check level
- ◆ Automatic Shift Lock: Check operation including park/neutral position switch
- ◆ Brake System: Check for leaks/damage, brake pad thickness, and brake fluid level
- ◆ Wheels: Rotate front to rear
- ◆ Airbag System: Check function/damage
- ◆ Battery: Check electrolyte level

13.2.16 Service at 120,000 kilometers

- ◆ Engine: Change engine oil and oil filter (1.8T, 2.0L and 2.8L V6 engines only)

13.2.17 Service at 128,000 kilometers

- ◆ Engine: Change engine oil and oil filter
- ◆ Water Separator: Drain (1.9L TDI engine only)
- ◆ Fuel Filter: Replace (1.9L TDI engine only)
- ◆ V-Belt / Ribbed Belt: Check
- ◆ V-Belt: Replace (1.8T and 2.0L engines only)
- ◆ Timing Belt: Check Condition (1.9L TDI, 1.8T, 2.0L and 2.8L V6)
- ◆ Spark Plugs: Replace (1.8T, 2.0L, VR6, 4.0L W8 and 2.8L V6)
- ◆ Air Cleaner: Replace Filter
- ◆ Windshield Washer Fluid: Check level
- ◆ Automatic Shift Lock: Check operation including park/neutral position switch
- ◆ Airbag System: Check function/damage
- ◆ Brake System: Check for leaks/damage, brake pad thickness, and brake fluid level
- ◆ Wheels: Rotate front to rear
- ◆ Battery: Check electrolyte level
- ◆ Engine: Check for leaks
- ◆ Dust Pollen Filter: Replace
- ◆ Cooling System: Check Level



- ◆ Manual Transmission: Check for Leaks, add if necessary
- ◆ Automatic Transmission: Check for Leaks
- ◆ Tires / Spare: Check Condition
- ◆ Drive Shafts: Check Boots
- ◆ On Board Diagnosis: Check DTC Memory
- ◆ Door Hinge: Lubricate
- ◆ Headlamps: Check and adjust if necessary
- ◆ Exhaust System: Check for damage and leaks
- ◆ Sunroof Frame: Clean and Lubricate
- ◆ Road Test
- ◆ Power Steering: Check Fluid Level
- ◆ Brake Fluid: Replace
- ◆ ATF and Differential Levels: Check, add if necessary
- ◆ ATF: Change ATF (Euro Van only)
- ◆ Front Axle: Check Dust Seals, Ball Joints, and Tie Rods

13.2.18 Service at 136,000 kilometers

- ◆ Engine: Change engine oil and oil filter (1.8T, 2.0L and 2.8L V6 engines only)

13.2.19 Service at 144,000 kilometers

- ◆ Engine: Change engine oil and oil filter
- ◆ Water Separator: Drain (1.9L TDI engine only)
- ◆ Timing Belt: Check condition (1.9L TDI engine only)
- ◆ Windshield Washer Fluid: Check level
- ◆ Automatic Shift Lock: Check operation including park/neutral position switch
- ◆ Brake System: Check for leaks/damage, brake pad thickness, and brake fluid level
- ◆ Wheels: Rotate front to rear
- ◆ Airbag System: Check function/damage
- ◆ Battery: Check electrolyte level

13.2.20 Service at 152,000 kilometers

- ◆ Engine: Change engine oil and oil filter (1.8T, 2.0L and 2.8L V6 engines only)

13.2.21 Service at 160,000 kilometers

- ◆ Engine: Change engine oil and oil filter
- ◆ Water Separator: Drain (1.9L TDI engine only)
- ◆ Fuel Filter: Replace (1.9L TDI engine only)
- ◆ Timing Belt: Check condition (1.9L TDI engine only)
- ◆ Timing Belt: Replace (1.9L TDI engine only)
- ◆ Windshield Washer Fluid: Check level
- ◆ Automatic Shift Lock: Check operation including park/neutral position switch



- ◆ Airbag System: Check function/damage
- ◆ Brake System: Check for leaks/damage, brake pad thickness, and brake fluid level
- ◆ Wheels: Rotate front to rear
- ◆ Battery: Check electrolyte level
- ◆ Engine: Check for leaks
- ◆ Dust Pollen Filter: Replace
- ◆ Cooling System: Check Level
- ◆ Manual Transmission: Check for Leaks, add if necessary
- ◆ Automatic Transmission: Check for Leaks
- ◆ Tires / Spare: Check Condition
- ◆ Drive Shafts: Check Boots
- ◆ On Board Diagnosis: Check DTC Memory
- ◆ Door Hinge: Lubricate
- ◆ Headlamps: Check and adjust if necessary
- ◆ Exhaust System: Check for damage and leaks
- ◆ Sunroof Frame: Clean and Lubricate
- ◆ Road Test

13.2.22 Service at 168,000 kilometers

- ◆ Engine: Change engine oil and oil filter (1.8T, 2.0L and 2.8L V6 engines only)
- ◆ Timing Belt: Replace (2.0L and 2.8L V6 engine only)
- ◆ Timing Belt Tensioner: Replace (2.0L and 2.8L V6 engine only)



14 MY 2002 Maintenance Intervals

⇒ ["14.1 MY 2002 Maintenance Intervals - USA", page 346](#)

⇒ ["14.2 MY 2002 Maintenance Intervals - Canada", page 353](#)

14.1 MY 2002 Maintenance Intervals - USA

⇒ ["14.1.1 Time-Dependent Maintenance Items", page 346](#)

⇒ ["14.1.2 Service at 5,000 miles", page 346](#)

⇒ ["14.1.3 Service at 10,000 miles", page 347](#)

⇒ ["14.1.4 Service at 15,000 miles", page 347](#)

⇒ ["14.1.5 Service at 20,000 miles", page 347](#)

⇒ ["14.1.6 Service at 25,000 miles", page 348](#)

⇒ ["14.1.7 Service at 30,000 miles", page 348](#)

⇒ ["14.1.8 Service at 35,000 miles", page 348](#)

⇒ ["14.1.9 Service at 40,000 miles", page 348](#)

⇒ ["14.1.10 Service at 45,000 miles", page 349](#)

⇒ ["14.1.11 Service at 50,000 miles", page 349](#)

⇒ ["14.1.12 Service at 55,000 miles", page 349](#)

⇒ ["14.1.13 Service at 60,000 miles", page 349](#)

⇒ ["14.1.14 Service at 65,000 miles", page 350](#)

⇒ ["14.1.15 Service at 70,000 miles", page 350](#)

⇒ ["14.1.16 Service at 75,000 miles", page 350](#)

⇒ ["14.1.17 Service at 80,000 miles", page 350](#)

⇒ ["14.1.18 Service at 85,000 miles", page 351](#)

⇒ ["14.1.19 Service at 90,000 miles", page 351](#)

⇒ ["14.1.20 Service at 95,000 miles", page 352](#)

⇒ ["14.1.21 Service at 100,000 miles", page 352](#)

⇒ ["14.1.22 Service at 105,000 miles", page 352](#)

14.1.1 Time-Dependent Maintenance Items

Every 1 year

Perform visual check of airbag system.

Every 2 years

- ◆ Brake Fluid: Replace
- ◆ Front Sunroof Drains (where applicable): Open Sunroof to check front water drains and clean if necessary.
- ◆ Plenum Panel: Remove cover for plenum panel to check water drains and clean if necessary. (Passat and Passat Wagon only)

14.1.2 Service at 5,000 miles

- ◆ Engine: Change engine oil and oil filter
- ◆ Water Separator: Drain (TDI engine only)



14.1.3 Service at 10,000 miles

- ◆ Engine: Change engine oil and oil filter
- ◆ Timing Belt: Check condition (TDI engine only)
- ◆ Water Separator: Drain (TDI engine only)
- ◆ Windshield Washer Fluid: Check level
- ◆ Automatic Shift Lock: Check operation including park/neutral position switch
- ◆ Brake System: Check for leaks/damage, brake pad thickness, and brake fluid level
- ◆ Wheels: Rotate front to rear
- ◆ Airbag System: Check function/damage
- ◆ Battery: Check electrolyte level

14.1.4 Service at 15,000 miles

- ◆ Engine: Change engine oil and oil filter (1.8T, 2.0L and 2.8L V6 engines only)

14.1.5 Service at 20,000 miles

- ◆ Engine: Change engine oil and oil filter
- ◆ Water Separator: Drain (TDI engine only)
- ◆ Fuel Filter: Replace (TDI engine only)
- ◆ Timing Belt: Check condition (TDI engine only)
- ◆ Windshield Washer Fluid: Check level
- ◆ Automatic Shift Lock: Check operation including park/neutral position switch
- ◆ Airbag System: Check function/damage
- ◆ Brake System: Check for leaks/damage, brake pad thickness, and brake fluid level
- ◆ Wheels: Rotate front to rear
- ◆ Battery: Check electrolyte level
- ◆ Engine: Check for leaks
- ◆ Dust Pollen Filter: Replace
- ◆ Cooling System: Check Level
- ◆ Manual Transmission: Check for Leaks, add if necessary
- ◆ Automatic Transmission: Check for Leaks
- ◆ Tires / Spare: Check Condition
- ◆ Drive Shafts: Check Boots
- ◆ On Board Diagnosis: Check DTC Memory
- ◆ Door Hinge: Lubricate
- ◆ Headlamps: Check and adjust if necessary
- ◆ Exhaust System: Check for damage and leaks
- ◆ Sunroof Frame: Clean and Lubricate
- ◆ Road Test



14.1.6 Service at 25,000 miles

- ♦ Engine: Change engine oil and oil filter (1.8T, 2.0L and 2.8L V6 engines only)

14.1.7 Service at 30,000 miles

- ♦ Engine: Change engine oil and oil filter
- ♦ Timing Belt: Check condition (TDI engine only)
- ♦ Water Separator: Drain (TDI engine only)
- ♦ Windshield Washer Fluid: Check level
- ♦ Automatic Shift Lock: Check operation including park/neutral position switch
- ♦ Brake System: Check for leaks/damage, brake pad thickness, and brake fluid level
- ♦ Wheels: Rotate front to rear
- ♦ Airbag System: Check function/damage
- ♦ Battery: Check electrolyte level

14.1.8 Service at 35,000 miles

- ♦ Engine: Change engine oil and oil filter (1.8T, 2.0L and 2.8L V6 engines only)

14.1.9 Service at 40,000 miles

Engine: Change engine oil and oil filter

Water Separator: Drain (TDI engine only)

Fuel Filter: Replace (TDI engine only)

V Belt/Ribbed Belt: Check

Timing Belt: Check condition (1.8T, 2.0L, 2.8L V6 and TDI engines only)

Spark Plugs: Replace

Windshield Washer Fluid: Check level

Automatic Shift Lock: Check operation including park/neutral position switch

Airbag System: Check function/damage

Brake System: Check for leaks/damage, brake pad thickness, and brake fluid level

Wheels: Rotate front to rear

Battery: Check electrolyte level

Engine: Check for leaks

Dust Pollen Filter: Replace

Cooling System: Check Level

Manual Transmission: Check for Leaks, add if necessary

Automatic Transmission: Check for Leaks

Tires / Spare: Check Condition

Drive Shafts: Check Boots

On Board Diagnosis: Check DTC Memory

Door Hinge: Lubricate



Headlamps: Check and adjust if necessary

Exhaust System: Check for damage and leaks

Sunroof Frame: Clean and Lubricate

Road Test

Air Cleaner: Replace filter

Power Steering: Check fluid level

Brake Fluid: Change

ATF and Differential Fluid Levels: Check and add if necessary

ATF Fluid: Change (Euro Van only)

Front Axle: Check dust seals, ball joints and tie rods

Front Sunroof Drains (where applicable): Open Sunroof to check front water drains and clean if necessary.

Plenum Panel: Remove cover for plenum panel to check water drains and clean if necessary. (Passat and Passat Wagon only)

14.1.10 Service at 45,000 miles

- ◆ Engine: Change engine oil and oil filter (1.8T, 2.0L and 2.8L V6 engines only)

14.1.11 Service at 50,000 miles

- ◆ Engine: Change engine oil and oil filter
- ◆ Timing Belt: Check condition (TDI engine only)
- ◆ Water Separator: Drain (TDI engine only)
- ◆ Windshield Washer Fluid: Check level
- ◆ Automatic Shift Lock: Check operation including park/neutral position switch
- ◆ Brake System: Check for leaks/damage, brake pad thickness, and brake fluid level
- ◆ Wheels: Rotate front to rear
- ◆ Airbag System: Check function/damage
- ◆ Battery: Check electrolyte level

14.1.12 Service at 55,000 miles

- ◆ Engine: Change engine oil and oil filter (1.8T, 2.0L and 2.8L V6 engines only)

14.1.13 Service at 60,000 miles

- ◆ Engine: Change engine oil and oil filter
- ◆ Water Separator: Drain (TDI engine only)
- ◆ Fuel Filter: Replace (TDI engine only)
- ◆ Timing Belt: Check condition (TDI engine only)
- ◆ Windshield Washer Fluid: Check level
- ◆ Automatic Shift Lock: Check operation including park/neutral position switch
- ◆ Airbag System: Check function/damage
- ◆ Brake System: Check for leaks/damage, brake pad thickness, and brake fluid level



- ◆ Wheels: Rotate front to rear
- ◆ Battery: Check electrolyte level
- ◆ Engine: Check for leaks
- ◆ Dust Pollen Filter: Replace
- ◆ Cooling System: Check Level
- ◆ Manual Transmission: Check for Leaks, add if necessary
- ◆ Automatic Transmission: Check for Leaks
- ◆ Tires / Spare: Check Condition
- ◆ Drive Shafts: Check Boots
- ◆ On Board Diagnosis: Check DTC Memory
- ◆ Door Hinge: Lubricate
- ◆ Headlamps: Check and adjust if necessary
- ◆ Exhaust System: Check for damage and leaks
- ◆ Sunroof Frame: Clean and Lubricate
- ◆ Road Test

14.1.14 Service at 65,000 miles

- ◆ Engine: Change engine oil and oil filter (1.8T, 2.0L and 2.8L V6 engines only)

14.1.15 Service at 70,000 miles

- ◆ Engine: Change engine oil and oil filter
- ◆ Timing Belt: Check condition (TDI engine only)
- ◆ Water Separator: Drain (TDI engine only)
- ◆ Windshield Washer Fluid: Check level
- ◆ Automatic Shift Lock: Check operation including park/neutral position switch
- ◆ Brake System: Check for leaks/damage, brake pad thickness, and brake fluid level
- ◆ Wheels: Rotate front to rear
- ◆ Airbag System: Check function/damage
- ◆ Battery: Check electrolyte level

14.1.16 Service at 75,000 miles

- ◆ Engine: Change engine oil and oil filter (1.8T, 2.0L and 2.8L V6 engines only)

14.1.17 Service at 80,000 miles

- ◆ Engine: Change engine oil and oil filter
- ◆ Water Separator: Drain (TDI engine only)
- ◆ Fuel Filter: Replace (TDI engine only)
- ◆ V Belt/Ribbed Belt: Check
- ◆ V Belt: Replace (1.8T and 2.0L engines only)
- ◆ Spark Plugs: Replace
- ◆ Timing Belt: Check condition (1.8T, 2.0L, 2.8L V6 and TDI engines only)



- ◆ Timing Belt: Replace (TDI engines only)
- ◆ Timing Belt Idler: Replace (TDI engines only)
- ◆ Windshield Washer Fluid: Check level
- ◆ Automatic Shift Lock: Check operation including park/neutral position switch
- ◆ Airbag System: Check function/damage
- ◆ Brake System: Check for leaks/damage, brake pad thickness, and brake fluid level
- ◆ Wheels: Rotate front to rear
- ◆ Battery: Check electrolyte level
- ◆ Engine: Check for leaks
- ◆ Dust Pollen Filter: Replace
- ◆ Cooling System: Check Level
- ◆ Manual Transmission: Check for Leaks, add if necessary
- ◆ Automatic Transmission: Check for Leaks
- ◆ Tires / Spare: Check Condition
- ◆ Drive Shafts: Check Boots
- ◆ On Board Diagnosis: Check DTC Memory
- ◆ Door Hinge: Lubricate
- ◆ Headlamps: Check and adjust if necessary
- ◆ Exhaust System: Check for damage and leaks
- ◆ Sunroof Frame: Clean and Lubricate
- ◆ Road Test
- ◆ Air Cleaner: Replace filter
- ◆ Power Steering: Check fluid level
- ◆ Brake Fluid: Change
- ◆ ATF and Differential Fluid Levels: Check and add if necessary
- ◆ ATF Fluid: Change (Euro Van only)
- ◆ Front Axle: Check dust seals, ball joints and tie rods
- ◆ Front Sunroof Drains (where applicable): Open Sunroof to check front water drains and clean if necessary.
- ◆ Plenum Panel: Remove cover for plenum panel to check water drains and clean if necessary. (Passat and Passat Wagon only)

14.1.18 Service at 85,000 miles

- ◆ Engine: Change engine oil and oil filter (1.8T, 2.0L and 2.8L V6 engines only)

14.1.19 Service at 90,000 miles

- ◆ Engine: Change engine oil and oil filter
- ◆ Timing Belt: Check condition (TDI engine only)
- ◆ Water Separator: Drain (TDI engine only)
- ◆ Windshield Washer Fluid: Check level



- ◆ Automatic Shift Lock: Check operation including park/neutral position switch
- ◆ Brake System: Check for leaks/damage, brake pad thickness, and brake fluid level
- ◆ Wheels: Rotate front to rear
- ◆ Airbag System: Check function/damage
- ◆ Battery: Check electrolyte level

14.1.20 Service at 95,000 miles

- ◆ Engine: Change engine oil and oil filter (1.8T, 2.0L and 2.8L V6 engines only)

14.1.21 Service at 100,000 miles

- ◆ Engine: Change engine oil and oil filter
- ◆ Water Separator: Drain (TDI engine only)
- ◆ Fuel Filter: Replace (TDI engine only)
- ◆ Timing Belt: Check condition (TDI engine only)
- ◆ Windshield Washer Fluid: Check level
- ◆ Automatic Shift Lock: Check operation including park/neutral position switch
- ◆ Airbag System: Check function/damage
- ◆ Brake System: Check for leaks/damage, brake pad thickness, and brake fluid level
- ◆ Wheels: Rotate front to rear
- ◆ Battery: Check electrolyte level
- ◆ Engine: Check for leaks
- ◆ Dust Pollen Filter: Replace
- ◆ Cooling System: Check Level
- ◆ Manual Transmission: Check for Leaks, add if necessary
- ◆ Automatic Transmission: Check for Leaks
- ◆ Tires / Spare: Check Condition
- ◆ Drive Shafts: Check Boots
- ◆ On Board Diagnosis: Check DTC Memory
- ◆ Door Hinge: Lubricate
- ◆ Headlamps: Check and adjust if necessary
- ◆ Exhaust System: Check for damage and leaks
- ◆ Sunroof Frame: Clean and Lubricate
- ◆ Road Test

14.1.22 Service at 105,000 miles

- ◆ Engine: Change engine oil and oil filter (1.8T, 2.0L and 2.8L V6 engines only)
- ◆ Timing Belt and Tensioner: Replace (1.8T, 2.0L and 2.8L V6 engines only)



14.2 MY 2002 Maintenance Intervals - Canada

- ⇒ ["14.2.1 Time-Dependent Maintenance Items", page 353](#)
- ⇒ ["14.2.2 Service at 8,000 kilometers", page 353](#)
- ⇒ ["14.2.3 Service at 16,000 kilometers", page 353](#)
- ⇒ ["14.2.4 Service at 24,000 kilometers", page 354](#)
- ⇒ ["14.2.5 Service at 32,000 kilometers", page 354](#)
- ⇒ ["14.2.6 Service at 40,000 kilometers", page 354](#)
- ⇒ ["14.2.7 Service at 48,000 kilometers", page 354](#)
- ⇒ ["14.2.8 Service at 56,000 kilometers", page 355](#)
- ⇒ ["14.2.9 Service at 64,000 kilometers", page 355](#)
- ⇒ ["14.2.10 Service at 72,000 kilometers", page 356](#)
- ⇒ ["14.2.11 Service at 80,000 kilometers", page 356](#)
- ⇒ ["14.2.12 Service at 88,000 kilometers", page 356](#)
- ⇒ ["14.2.13 Service at 96,000 kilometers", page 356](#)
- ⇒ ["14.2.14 Service at 104,000 kilometers", page 357](#)
- ⇒ ["14.2.15 Service at 112,000 kilometers", page 357](#)
- ⇒ ["14.2.16 Service at 120,000 kilometers", page 357](#)
- ⇒ ["14.2.17 Service at 128,000 kilometers", page 357](#)
- ⇒ ["14.2.18 Service at 136,000 kilometers", page 358](#)
- ⇒ ["14.2.19 Service at 144,000 kilometers", page 358](#)
- ⇒ ["14.2.20 Service at 152,000 kilometers", page 358](#)
- ⇒ ["14.2.21 Service at 160,000 kilometers", page 358](#)
- ⇒ ["14.2.22 Service at 168,000 kilometers", page 359](#)

14.2.1 Time-Dependent Maintenance Items

Every 1 year

Perform visual check of airbag system.

Every 2 years

- ◆ Brake Fluid: Replace

14.2.2 Service at 8,000 kilometers

- ◆ Engine: Change engine oil and oil filter
- ◆ Water Separator: Drain (TDI engine only)

14.2.3 Service at 16,000 kilometers

- ◆ Engine: Change engine oil and oil filter
- ◆ Timing Belt: Check condition (TDI engine only)
- ◆ Water Separator: Drain (TDI engine only)
- ◆ Windshield Washer Fluid: Check level
- ◆ Automatic Shift Lock: Check operation including park/neutral position switch
- ◆ Brake System: Check for leaks/damage, brake pad thickness, and brake fluid level



- ◆ Wheels: Rotate front to rear
- ◆ Airbag System: Check function/damage
- ◆ Battery: Check electrolyte level

14.2.4 Service at 24,000 kilometers

- ◆ Engine: Change engine oil and oil filter (1.8T, 2.0L and 2.8L V6 engines only)

14.2.5 Service at 32,000 kilometers

- ◆ Engine: Change engine oil and oil filter
- ◆ Water Separator: Drain (TDI engine only)
- ◆ Fuel Filter: Replace (TDI engine only)
- ◆ Timing Belt: Check condition (TDI engine only)
- ◆ Windshield Washer Fluid: Check level
- ◆ Automatic Shift Lock: Check operation including park/neutral position switch
- ◆ Airbag System: Check function/damage
- ◆ Brake System: Check for leaks/damage, brake pad thickness, and brake fluid level
- ◆ Wheels: Rotate front to rear
- ◆ Battery: Check electrolyte level
- ◆ Engine: Check for leaks
- ◆ Dust Pollen Filter: Replace
- ◆ Cooling System: Check Level
- ◆ Manual Transmission: Check for Leaks, add if necessary
- ◆ Automatic Transmission: Check for Leaks
- ◆ Tires / Spare: Check Condition
- ◆ Drive Shafts: Check Boots
- ◆ On Board Diagnosis: Check DTC Memory
- ◆ Door Hinge: Lubricate
- ◆ Headlamps: Check and adjust if necessary
- ◆ Exhaust System: Check for damage and leaks
- ◆ Sunroof Frame: Clean and Lubricate
- ◆ Road Test

14.2.6 Service at 40,000 kilometers

- ◆ Engine: Change engine oil and oil filter (1.8T, 2.0L and 2.8L V6 engines only)

14.2.7 Service at 48,000 kilometers

- ◆ Engine: Change engine oil and oil filter
- ◆ Timing Belt: Check condition (TDI engine only)
- ◆ Water Separator: Drain (TDI engine only)
- ◆ Windshield Washer Fluid: Check level
- ◆ Automatic Shift Lock: Check operation including park/neutral position switch



- ◆ Brake System: Check for leaks/damage, brake pad thickness, and brake fluid level
- ◆ Wheels: Rotate front to rear
- ◆ Airbag System: Check function/damage
- ◆ Battery: Check electrolyte level

14.2.8 Service at 56,000 kilometers

- ◆ Engine: Change engine oil and oil filter (1.8T, 2.0L and 2.8L V6 engines only)

14.2.9 Service at 64,000 kilometers

Engine: Change engine oil and oil filter

Water Separator: Drain (TDI engine only)

Fuel Filter: Replace (TDI engine only)

V Belt/Ribbed Belt: Check

Timing Belt: Check condition (1.8T, 2.0L, 2.8L V6 and TDI engines only)

Spark Plugs: Replace

Windshield Washer Fluid: Check level

Automatic Shift Lock: Check operation including park/neutral position switch

Airbag System: Check function/damage

Brake System: Check for leaks/damage, brake pad thickness, and brake fluid level

Wheels: Rotate front to rear

Battery: Check electrolyte level

Engine: Check for leaks

Dust Pollen Filter: Replace

Cooling System: Check Level

Manual Transmission: Check for Leaks, add if necessary

Automatic Transmission: Check for Leaks

Tires / Spare: Check Condition

Drive Shafts: Check Boots

On Board Diagnosis: Check DTC Memory

Door Hinge: Lubricate

Headlamps: Check and adjust if necessary

Exhaust System: Check for damage and leaks

Sunroof Frame: Clean and Lubricate

Road Test

Air Cleaner: Replace filter

Power Steering: Check fluid level

Brake Fluid: Change

ATF and Differential Fluid Levels: Check and add if necessary

ATF Fluid: Change (Euro Van only)



Front Axle: Check dust seals, ball joints and tie rods

14.2.10 Service at 72,000 kilometers

- ◆ Engine: Change engine oil and oil filter (1.8T, 2.0L and 2.8L V6 engines only)

14.2.11 Service at 80,000 kilometers

- ◆ Engine: Change engine oil and oil filter
- ◆ Timing Belt: Check condition (TDI engine only)
- ◆ Water Separator: Drain (TDI engine only)
- ◆ Windshield Washer Fluid: Check level
- ◆ Automatic Shift Lock: Check operation including park/neutral position switch
- ◆ Brake System: Check for leaks/damage, brake pad thickness, and brake fluid level
- ◆ Wheels: Rotate front to rear
- ◆ Airbag System: Check function/damage
- ◆ Battery: Check electrolyte level

14.2.12 Service at 88,000 kilometers

- ◆ Engine: Change engine oil and oil filter (1.8T, 2.0L and 2.8L V6 engines only)

14.2.13 Service at 96,000 kilometers

- ◆ Engine: Change engine oil and oil filter
- ◆ Water Separator: Drain (TDI engine only)
- ◆ Fuel Filter: Replace (TDI engine only)
- ◆ Timing Belt: Check condition (TDI engine only)
- ◆ Windshield Washer Fluid: Check level
- ◆ Automatic Shift Lock: Check operation including park/neutral position switch
- ◆ Airbag System: Check function/damage
- ◆ Brake System: Check for leaks/damage, brake pad thickness, and brake fluid level
- ◆ Wheels: Rotate front to rear
- ◆ Battery: Check electrolyte level
- ◆ Engine: Check for leaks
- ◆ Dust Pollen Filter: Replace
- ◆ Cooling System: Check Level
- ◆ Manual Transmission: Check for Leaks, add if necessary
- ◆ Automatic Transmission: Check for Leaks
- ◆ Tires / Spare: Check Condition
- ◆ Drive Shafts: Check Boots
- ◆ On Board Diagnosis: Check DTC Memory
- ◆ Door Hinge: Lubricate
- ◆ Headlamps: Check and adjust if necessary



- ◆ Exhaust System: Check for damage and leaks
- ◆ Sunroof Frame: Clean and Lubricate
- ◆ Road Test

14.2.14 Service at 104,000 kilometers

- ◆ Engine: Change engine oil and oil filter (1.8T, 2.0L and 2.8L V6 engines only)

14.2.15 Service at 112,000 kilometers

- ◆ Engine: Change engine oil and oil filter
- ◆ Timing Belt: Check condition (TDI engine only)
- ◆ Water Separator: Drain (TDI engine only)
- ◆ Windshield Washer Fluid: Check level
- ◆ Automatic Shift Lock: Check operation including park/neutral position switch
- ◆ Brake System: Check for leaks/damage, brake pad thickness, and brake fluid level
- ◆ Wheels: Rotate front to rear
- ◆ Airbag System: Check function/damage
- ◆ Battery: Check electrolyte level

14.2.16 Service at 120,000 kilometers

- ◆ Engine: Change engine oil and oil filter (1.8T, 2.0L and 2.8L V6 engines only)

14.2.17 Service at 128,000 kilometers

- ◆ Engine: Change engine oil and oil filter
- ◆ Water Separator: Drain (TDI engine only)
- ◆ Fuel Filter: Replace (TDI engine only)
- ◆ V Belt/Ribbed Belt: Check
- ◆ V Belt: Replace (1.8T and 2.0L engines only)
- ◆ Spark Plugs: Replace
- ◆ Timing Belt: Check condition (1.8T, 2.0L, 2.8L V6 and TDI engines only)
- ◆ Timing Belt: Replace (TDI engines only)
- ◆ Timing Belt Idler: Replace (TDI engines only)
- ◆ Windshield Washer Fluid: Check level
- ◆ Automatic Shift Lock: Check operation including park/neutral position switch
- ◆ Airbag System: Check function/damage
- ◆ Brake System: Check for leaks/damage, brake pad thickness, and brake fluid level
- ◆ Wheels: Rotate front to rear
- ◆ Battery: Check electrolyte level
- ◆ Engine: Check for leaks
- ◆ Dust Pollen Filter: Replace
- ◆ Cooling System: Check Level



- ◆ Manual Transmission: Check for Leaks, add if necessary
- ◆ Automatic Transmission: Check for Leaks
- ◆ Tires / Spare: Check Condition
- ◆ Drive Shafts: Check Boots
- ◆ On Board Diagnosis: Check DTC Memory
- ◆ Door Hinge: Lubricate
- ◆ Headlamps: Check and adjust if necessary
- ◆ Exhaust System: Check for damage and leaks
- ◆ Sunroof Frame: Clean and Lubricate
- ◆ Road Test
- ◆ Air Cleaner: Replace filter
- ◆ Power Steering: Check fluid level
- ◆ Brake Fluid: Change
- ◆ ATF and Differential Fluid Levels: Check and add if necessary
- ◆ ATF Fluid: Change (Euro Van only)
- ◆ Front Axle: Check dust seals, ball joints and tie rods

14.2.18 Service at 136,000 kilometers

- ◆ Engine: Change engine oil and oil filter (1.8T, 2.0L and 2.8L V6 engines only)

14.2.19 Service at 144,000 kilometers

- ◆ Engine: Change engine oil and oil filter
- ◆ Timing Belt: Check condition (TDI engine only)
- ◆ Water Separator: Drain (TDI engine only)
- ◆ Windshield Washer Fluid: Check level
- ◆ Automatic Shift Lock: Check operation including park/neutral position switch
- ◆ Brake System: Check for leaks/damage, brake pad thickness, and brake fluid level
- ◆ Wheels: Rotate front to rear
- ◆ Airbag System: Check function/damage
- ◆ Battery: Check electrolyte level

14.2.20 Service at 152,000 kilometers

- ◆ Engine: Change engine oil and oil filter (1.8T, 2.0L and 2.8L V6 engines only)

14.2.21 Service at 160,000 kilometers


- ◆ Engine: Change engine oil and oil filter
- ◆ Water Separator: Drain (TDI engine only)
- ◆ Fuel Filter: Replace (TDI engine only)
- ◆ Timing Belt: Check condition (TDI engine only)
- ◆ Windshield Washer Fluid: Check level
- ◆ Automatic Shift Lock: Check operation including park/neutral position switch



- ◆ Airbag System: Check function/damage
- ◆ Brake System: Check for leaks/damage, brake pad thickness, and brake fluid level
- ◆ Wheels: Rotate front to rear
- ◆ Battery: Check electrolyte level
- ◆ Engine: Check for leaks
- ◆ Dust Pollen Filter: Replace
- ◆ Cooling System: Check Level
- ◆ Manual Transmission: Check for Leaks, add if necessary
- ◆ Automatic Transmission: Check for Leaks
- ◆ Tires / Spare: Check Condition
- ◆ Drive Shafts: Check Boots
- ◆ On Board Diagnosis: Check DTC Memory
- ◆ Door Hinge: Lubricate
- ◆ Headlamps: Check and adjust if necessary
- ◆ Exhaust System: Check for damage and leaks
- ◆ Sunroof Frame: Clean and Lubricate
- ◆ Road Test

14.2.22 Service at 168,000 kilometers

- ◆ Engine: Change engine oil and oil filter (1.8T, 2.0L and 2.8L V6 engines only)
- ◆ Timing Belt and Tensioner: Replace (1.8T, 2.0L and 2.8L V6 engines only)





15 MY 2001 Maintenance Intervals

⇒ ["15.1 MY 2001 Maintenance Intervals - USA", page 360](#)

⇒ ["15.2 MY 2001 Maintenance Intervals - Canada", page 367](#)

15.1 MY 2001 Maintenance Intervals - USA

⇒ ["15.1.1 Time-Dependent Maintenance Items", page 360](#)

⇒ ["15.1.2 Service at 5,000 miles", page 361](#)

⇒ ["15.1.3 Service at 10,000 miles", page 361](#)

⇒ ["15.1.4 Service at 15,000 miles", page 361](#)

⇒ ["15.1.5 Service at 20,000 miles", page 361](#)

⇒ ["15.1.6 Service at 25,000 miles", page 362](#)

⇒ ["15.1.7 Service at 30,000 miles", page 362](#)

⇒ ["15.1.8 Service at 35,000 miles", page 362](#)

⇒ ["15.1.9 Service at 40,000 miles", page 362](#)

⇒ ["15.1.10 Service at 45,000 miles", page 363](#)

⇒ ["15.1.11 Service at 50,000 miles", page 363](#)

⇒ ["15.1.12 Service at 55,000 miles", page 363](#)

⇒ ["15.1.13 Service at 60,000 miles", page 363](#)

⇒ ["15.1.14 Service at 65,000 miles", page 364](#)

⇒ ["15.1.15 Service at 70,000 miles", page 364](#)

⇒ ["15.1.16 Service at 75,000 miles", page 364](#)

⇒ ["15.1.17 Service at 80,000 miles", page 364](#)

⇒ ["15.1.18 Service at 85,000 miles", page 365](#)

⇒ ["15.1.19 Service at 90,000 miles", page 365](#)

⇒ ["15.1.20 Service at 95,000 miles", page 365](#)

⇒ ["15.1.21 Service at 100,000 miles", page 365](#)

⇒ ["15.1.22 Service at 105,000 miles", page 366](#)

15.1.1 Time-Dependent Maintenance Items

Every 1 year

Perform visual check of airbag system.

Every 2 years

- ◆ Air Filter: Replace (every 2 years or 40,000 miles, whichever occurs first) (Cabrio, Passat, Euro Van only)
- ◆ Brake Fluid: Replace
- ◆ Front Sunroof Drains (where applicable): Open Sunroof to check front water drains and clean if necessary.
- ◆ Plenum Panel: Remove cover for plenum panel to check water drains and clean if necessary. (Passat and Passat Wagon only)

Every 4 years

- ◆ Air Filter: Replace (or 40,000 miles, whichever occurs first) (Golf, Jetta, New Beetle only)



15.1.2 Service at 5,000 miles

- ◆ Engine: Change engine oil and oil filter
- ◆ Water Separator: Drain (TDI engine only)
- ◆ Timing Belt: Check condition (TDI engine only)

15.1.3 Service at 10,000 miles

- ◆ Engine: Change engine oil and oil filter
- ◆ Water Separator: Drain (TDI engine only)
- ◆ Timing Belt: Check condition (TDI engine only)
- ◆ Windshield Washer Fluid: Check level
- ◆ Automatic Shift Lock: Check operation including park/neutral position switch
- ◆ Brake System: Check for leaks/damage, brake pad thickness, and brake fluid level
- ◆ Wheels: Rotate front to rear
- ◆ Airbag System: Check function/damage

15.1.4 Service at 15,000 miles

- ◆ Engine: Change engine oil and oil filter (1.8T and V6 engine only)

15.1.5 Service at 20,000 miles

- ◆ Engine: Change engine oil and oil filter
- ◆ Water Separator: Drain (TDI engine only)
- ◆ Timing Belt: Check condition (TDI engine only)
- ◆ Fuel Filter: Replace (TDI engine only)
- ◆ Spark Plugs: Replace (2.0L Cabrio only)
- ◆ Windshield Washer Fluid: Check level
- ◆ Automatic Shift Lock: Check operation including park/neutral position switch
- ◆ Airbag System: Check function/damage
- ◆ Brake System: Check for leaks/damage, brake pad thickness, and brake fluid level
- ◆ Wheels: Rotate front to rear
- ◆ Battery: Check electrolyte level
- ◆ Dust Pollen Filter: Replace
- ◆ Cooling System: Check Level
- ◆ Manual Transmission: Check for Leaks, add if necessary
- ◆ Automatic Transmission: Check for Leaks
- ◆ Tires / Spare: Check Condition
- ◆ Drive Shafts: Check Boots
- ◆ On Board Diagnosis: Check DTC Memory
- ◆ Door Hinge: Lubricate
- ◆ Headlamps: Check and adjust if necessary
- ◆ Road Test



15.1.6 Service at 25,000 miles

- ♦ Engine: Change engine oil and oil filter (1.8T and V6 engine only)

15.1.7 Service at 30,000 miles

- ♦ Engine: Change engine oil and oil filter
- ♦ Water Separator: Drain (TDI engine only)
- ♦ Timing Belt: Check condition (TDI engine only)
- ♦ Windshield Washer Fluid: Check level
- ♦ Automatic Shift Lock: Check operation including park/neutral position switch
- ♦ Brake System: Check for leaks/damage, brake pad thickness, and brake fluid level
- ♦ Wheels: Rotate front to rear
- ♦ Airbag System: Check function/damage

15.1.8 Service at 35,000 miles

- ♦ Engine: Change engine oil and oil filter (1.8T and V6 engine only)

15.1.9 Service at 40,000 miles

- ♦ Engine: Change engine oil and oil filter
- ♦ Water Separator: Drain (TDI engine only)
- ♦ Timing Belt: Check condition (TDI, 1.8T, 2.0L and V6 engine only)
- ♦ Timing Belt: Replace (TDI with Automatic Transmission only)
- ♦ Fuel Filter: Replace (TDI engine only)
- ♦ Spark Plugs: Replace
- ♦ Windshield Washer Fluid: Check level
- ♦ Automatic Shift Lock: Check operation including park/neutral position switch
- ♦ Airbag System: Check function/damage
- ♦ Brake System: Check for leaks/damage, brake pad thickness, and brake fluid level
- ♦ Wheels: Rotate front to rear
- ♦ Battery: Check electrolyte level
- ♦ Dust Pollen Filter: Replace
- ♦ Cooling System: Check Level
- ♦ Manual Transmission: Check for Leaks, add if necessary
- ♦ Automatic Transmission: Check for Leaks
- ♦ Tires / Spare: Check Condition
- ♦ Drive Shafts: Check Boots
- ♦ On Board Diagnosis: Check DTC Memory
- ♦ Door Hinge: Lubricate
- ♦ Headlamps: Check and adjust if necessary
- ♦ Air Cleaner: Replace filter



- ◆ Brake Fluid: Replace
- ◆ ATF and Differential Levels: Check
- ◆ Front Axle: Check dust seals, ball joints and tie rods
- ◆ Front Sunroof Drains (where applicable): Open Sunroof to check front water drains and clean if necessary.
- ◆ Plenum Panel: Remove cover for plenum panel to check water drains and clean if necessary. (Passat and Passat Wagon only)
- ◆ Road Test

15.1.10 Service at 45,000 miles

- ◆ Engine: Change engine oil and oil filter (1.8T and V6 engine only)

15.1.11 Service at 50,000 miles

- ◆ Engine: Change engine oil and oil filter
- ◆ Water Separator: Drain (TDI engine only)
- ◆ Timing Belt: Check condition (TDI engine only)
- ◆ Windshield Washer Fluid: Check level
- ◆ Automatic Shift Lock: Check operation including park/neutral position switch
- ◆ Brake System: Check for leaks/damage, brake pad thickness, and brake fluid level
- ◆ Wheels: Rotate front to rear
- ◆ Airbag System: Check function/damage

15.1.12 Service at 55,000 miles

- ◆ Engine: Change engine oil and oil filter (1.8T and V6 engine only)

15.1.13 Service at 60,000 miles

- ◆ Engine: Change engine oil and oil filter
- ◆ Water Separator: Drain (TDI engine only)
- ◆ Timing Belt: Check condition (TDI engine only)
- ◆ Timing Belt: Replace (TDI with Manual Transmission only)
- ◆ Fuel Filter: Replace (TDI engine only)
- ◆ Spark Plugs: Replace (2.0L Cabrio only)
- ◆ Windshield Washer Fluid: Check level
- ◆ Automatic Shift Lock: Check operation including park/neutral position switch
- ◆ Airbag System: Check function/damage
- ◆ Brake System: Check for leaks/damage, brake pad thickness, and brake fluid level
- ◆ Wheels: Rotate front to rear
- ◆ Battery: Check electrolyte level
- ◆ Dust Pollen Filter: Replace
- ◆ Cooling System: Check Level
- ◆ Manual Transmission: Check for Leaks, add if necessary



- ◆ Automatic Transmission: Check for Leaks
- ◆ Tires / Spare: Check Condition
- ◆ Drive Shafts: Check Boots
- ◆ On Board Diagnosis: Check DTC Memory
- ◆ Door Hinge: Lubricate
- ◆ Headlamps: Check and adjust if necessary
- ◆ Road Test

15.1.14 Service at 65,000 miles

- ◆ Engine: Change engine oil and oil filter (1.8T and V6 engine only)

15.1.15 Service at 70,000 miles

- ◆ Engine: Change engine oil and oil filter
- ◆ Water Separator: Drain (TDI engine only)
- ◆ Timing Belt: Check condition (TDI engine only)
- ◆ Windshield Washer Fluid: Check level
- ◆ Automatic Shift Lock: Check operation including park/neutral position switch
- ◆ Brake System: Check for leaks/damage, brake pad thickness, and brake fluid level
- ◆ Wheels: Rotate front to rear
- ◆ Airbag System: Check function/damage

15.1.16 Service at 75,000 miles

- ◆ Engine: Change engine oil and oil filter (1.8T and V6 engine only)

15.1.17 Service at 80,000 miles

- ◆ Engine: Change engine oil and oil filter
- ◆ Water Separator: Drain (TDI engine only)
- ◆ Timing Belt: Check condition (TDI, 1.8T, 2.0L and V6 engine only)
- ◆ Timing Belt: Replace (TDI with Automatic Transmission only)
- ◆ Fuel Filter: Replace (TDI engine only)
- ◆ V Belt: Replace (1.8T engine only)
- ◆ Spark Plugs: Replace
- ◆ Windshield Washer Fluid: Check level
- ◆ Automatic Shift Lock: Check operation including park/neutral position switch
- ◆ Airbag System: Check function/damage
- ◆ Brake System: Check for leaks/damage, brake pad thickness, and brake fluid level
- ◆ Wheels: Rotate front to rear
- ◆ Battery: Check electrolyte level
- ◆ Dust Pollen Filter: Replace
- ◆ Cooling System: Check Level



- ◆ Manual Transmission: Check for Leaks, add if necessary
- ◆ Automatic Transmission: Check for Leaks
- ◆ Tires / Spare: Check Condition
- ◆ Drive Shafts: Check Boots
- ◆ On Board Diagnosis: Check DTC Memory
- ◆ Door Hinge: Lubricate
- ◆ Headlamps: Check and adjust if necessary
- ◆ Air Cleaner: Replace filter
- ◆ Brake Fluid: Replace
- ◆ ATF and Differential Levels: Check
- ◆ Front Axle: Check dust seals, ball joints and tie rods
- ◆ Front Sunroof Drains (where applicable): Open Sunroof to check front water drains and clean if necessary.
- ◆ Plenum Panel: Remove cover for plenum panel to check water drains and clean if necessary. (Passat and Passat Wagon only)
- ◆ Road Test

15.1.18 Service at 85,000 miles

- ◆ Engine: Change engine oil and oil filter (1.8T and V6 engine only)

15.1.19 Service at 90,000 miles

- ◆ Engine: Change engine oil and oil filter
- ◆ Water Separator: Drain (TDI engine only)
- ◆ Timing Belt: Check condition (TDI engine only)
- ◆ Windshield Washer Fluid: Check level
- ◆ Automatic Shift Lock: Check operation including park/neutral position switch
- ◆ Brake System: Check for leaks/damage, brake pad thickness, and brake fluid level
- ◆ Wheels: Rotate front to rear
- ◆ Airbag System: Check function/damage

15.1.20 Service at 95,000 miles

- ◆ Engine: Change engine oil and oil filter (1.8T and V6 engine only)

15.1.21 Service at 100,000 miles

- ◆ Engine: Change engine oil and oil filter
- ◆ Water Separator: Drain (TDI engine only)
- ◆ Timing Belt: Check condition (TDI engine only)
- ◆ Fuel Filter: Replace (TDI engine only)
- ◆ Spark Plugs: Replace (2.0L Cabrio only)
- ◆ Windshield Washer Fluid: Check level
- ◆ Automatic Shift Lock: Check operation including park/neutral position switch



- ◆ Airbag System: Check function/damage
- ◆ Brake System: Check for leaks/damage, brake pad thickness, and brake fluid level
- ◆ Wheels: Rotate front to rear
- ◆ Battery: Check electrolyte level
- ◆ Dust Pollen Filter: Replace
- ◆ Cooling System: Check Level
- ◆ Manual Transmission: Check for Leaks, add if necessary
- ◆ Automatic Transmission: Check for Leaks
- ◆ Tires / Spare: Check Condition
- ◆ Drive Shafts: Check Boots
- ◆ On Board Diagnosis: Check DTC Memory
- ◆ Door Hinge: Lubricate
- ◆ Headlamps: Check and adjust if necessary
- ◆ Road Test

15.1.22 Service at 105,000 miles

- ◆ Engine: Change engine oil and oil filter (1.8T and V6 engine only)
- ◆ Timing Belt and Tensioner: Replace (1.8T and V6 engine only)



15.2 MY 2001 Maintenance Intervals - Canada

⇒ [“15.2.1 Time-Dependent Maintenance Items”, page 367](#)

⇒ [“15.2.2 Service at 8,000 kilometers”, page 367](#)

⇒ [“15.2.3 Service at 16,000 kilometers”, page 367](#)

⇒ [“15.2.4 Service at 24,000 kilometers”, page 368](#)

⇒ [“15.2.5 Service at 32,000 kilometers”, page 368](#)

⇒ [“15.2.6 Service at 40,000 kilometers”, page 368](#)

⇒ [“15.2.7 Service at 48,000 kilometers”, page 368](#)

⇒ [“15.2.8 Service at 56,000 kilometers”, page 369](#)

⇒ [“15.2.9 Service at 64,000 kilometers”, page 369](#)

⇒ [“15.2.10 Service at 72,000 kilometers”, page 369](#)

⇒ [“15.2.11 Service at 80,000 kilometers”, page 370](#)

⇒ [“15.2.12 Service at 88,000 kilometers”, page 370](#)

⇒ [“15.2.13 Service at 96,000 kilometers”, page 370](#)

⇒ [“15.2.14 Service at 104,000 kilometers”, page 370](#)

⇒ [“15.2.15 Service at 112,000 kilometers”, page 371](#)

⇒ [“15.2.16 Service at 120,000 kilometers”, page 371](#)

⇒ [“15.2.17 Service at 128,000 kilometers”, page 371](#)

⇒ [“15.2.18 Service at 136,000 kilometers”, page 372](#)

⇒ [“15.2.19 Service at 144,000 kilometers”, page 372](#)

⇒ [“15.2.20 Service at 152,000 kilometers”, page 372](#)

⇒ [“15.2.21 Service at 160,000 kilometers”, page 372](#)

⇒ [“15.2.22 Service at 168,000 kilometers”, page 373](#)

15.2.1 Time-Dependent Maintenance Items

Every 1 year

Perform visual check of airbag system.

Every 2 years

- ◆ Air Filter: Replace (or 64,000 km, whichever occurs first) (Cabrio, Passat, Euro Van only)
- ◆ Brake Fluid: Replace

Every 4 years

- ◆ Air Filter: Replace (or 64,000 km, whichever occurs first) (Golf, Jetta, New Beetle only)

15.2.2 Service at 8,000 kilometers

- ◆ Engine: Change engine oil and oil filter
- ◆ Water Separator: Drain (TDI engine only)
- ◆ Timing Belt: Check condition (TDI engine only)

15.2.3 Service at 16,000 kilometers

- ◆ Engine: Change engine oil and oil filter
- ◆ Water Separator: Drain (TDI engine only)



- ◆ Timing Belt: Check condition (TDI engine only)
- ◆ Windshield Washer Fluid: Check level
- ◆ Automatic Shift Lock: Check operation including park/neutral position switch
- ◆ Brake System: Check for leaks/damage, brake pad thickness, and brake fluid level
- ◆ Wheels: Rotate front to rear
- ◆ Airbag System: Check function/damage

15.2.4 Service at 24,000 kilometers

- ◆ Engine: Change engine oil and oil filter (1.8T and V6 engine only)

15.2.5 Service at 32,000 kilometers

- ◆ Engine: Change engine oil and oil filter
- ◆ Water Separator: Drain (TDI engine only)
- ◆ Timing Belt: Check condition (TDI engine only)
- ◆ Fuel Filter: Replace (TDI engine only)
- ◆ Spark Plugs: Replace (2.0L Cabrio only)
- ◆ Windshield Washer Fluid: Check level
- ◆ Automatic Shift Lock: Check operation including park/neutral position switch
- ◆ Airbag System: Check function/damage
- ◆ Brake System: Check for leaks/damage, brake pad thickness, and brake fluid level
- ◆ Wheels: Rotate front to rear
- ◆ Battery: Check electrolyte level
- ◆ Dust Pollen Filter: Replace
- ◆ Cooling System: Check Level
- ◆ Manual Transmission: Check for Leaks, add if necessary
- ◆ Automatic Transmission: Check for Leaks
- ◆ Tires / Spare: Check Condition
- ◆ Drive Shafts: Check Boots
- ◆ On Board Diagnosis: Check DTC Memory
- ◆ Door Hinge: Lubricate
- ◆ Headlamps: Check and adjust if necessary
- ◆ Road Test

15.2.6 Service at 40,000 kilometers

- ◆ Engine: Change engine oil and oil filter (1.8T and V6 engine only)

15.2.7 Service at 48,000 kilometers

- ◆ Engine: Change engine oil and oil filter
- ◆ Water Separator: Drain (TDI engine only)
- ◆ Timing Belt: Check condition (TDI engine only)



- ◆ Windshield Washer Fluid: Check level
- ◆ Automatic Shift Lock: Check operation including park/neutral position switch
- ◆ Brake System: Check for leaks/damage, brake pad thickness, and brake fluid level
- ◆ Wheels: Rotate front to rear
- ◆ Airbag System: Check function/damage

15.2.8 Service at 56,000 kilometers

- ◆ Engine: Change engine oil and oil filter (1.8T and V6 engine only)

15.2.9 Service at 64,000 kilometers

- ◆ Engine: Change engine oil and oil filter
- ◆ Water Separator: Drain (TDI engine only)
- ◆ Timing Belt: Check condition (TDI, 1.8T, 2.0L and V6 engine only)
- ◆ Timing Belt: Replace (TDI with Automatic Transmission only)
- ◆ Fuel Filter: Replace (TDI engine only)
- ◆ Spark Plugs: Replace
- ◆ Windshield Washer Fluid: Check level
- ◆ Automatic Shift Lock: Check operation including park/neutral position switch
- ◆ Airbag System: Check function/damage
- ◆ Brake System: Check for leaks/damage, brake pad thickness, and brake fluid level
- ◆ Wheels: Rotate front to rear
- ◆ Battery: Check electrolyte level
- ◆ Dust Pollen Filter: Replace
- ◆ Cooling System: Check Level
- ◆ Manual Transmission: Check for Leaks, add if necessary
- ◆ Automatic Transmission: Check for Leaks
- ◆ Tires / Spare: Check Condition
- ◆ Drive Shafts: Check Boots
- ◆ On Board Diagnosis: Check DTC Memory
- ◆ Door Hinge: Lubricate
- ◆ Headlamps: Check and adjust if necessary
- ◆ Air Cleaner: Replace filter
- ◆ Brake Fluid: Replace
- ◆ ATF and Differential Levels: Check
- ◆ Front Axle: Check dust seals, ball joints and tie rods
- ◆ Road Test

15.2.10 Service at 72,000 kilometers

- ◆ Engine: Change engine oil and oil filter (1.8T and V6 engine only)



15.2.11 Service at 80,000 kilometers

- ◆ Engine: Change engine oil and oil filter
- ◆ Water Separator: Drain (TDI engine only)
- ◆ Timing Belt: Check condition (TDI engine only)
- ◆ Windshield Washer Fluid: Check level
- ◆ Automatic Shift Lock: Check operation including park/neutral position switch
- ◆ Brake System: Check for leaks/damage, brake pad thickness, and brake fluid level
- ◆ Wheels: Rotate front to rear
- ◆ Airbag System: Check function/damage

15.2.12 Service at 88,000 kilometers

- ◆ Engine: Change engine oil and oil filter (1.8T and V6 engine only)

15.2.13 Service at 96,000 kilometers

- ◆ Engine: Change engine oil and oil filter
- ◆ Water Separator: Drain (TDI engine only)
- ◆ Timing Belt: Check condition (TDI engine only)
- ◆ Timing Belt: Replace (TDI with Manual Transmission only)
- ◆ Fuel Filter: Replace (TDI engine only)
- ◆ Spark Plugs: Replace (2.0L Cabrio only)
- ◆ Windshield Washer Fluid: Check level
- ◆ Automatic Shift Lock: Check operation including park/neutral position switch
- ◆ Airbag System: Check function/damage
- ◆ Brake System: Check for leaks/damage, brake pad thickness, and brake fluid level
- ◆ Wheels: Rotate front to rear
- ◆ Battery: Check electrolyte level
- ◆ Dust Pollen Filter: Replace
- ◆ Cooling System: Check Level
- ◆ Manual Transmission: Check for Leaks, add if necessary
- ◆ Automatic Transmission: Check for Leaks
- ◆ Tires / Spare: Check Condition
- ◆ Drive Shafts: Check Boots
- ◆ On Board Diagnosis: Check DTC Memory
- ◆ Door Hinge: Lubricate
- ◆ Headlamps: Check and adjust if necessary
- ◆ Road Test

15.2.14 Service at 104,000 kilometers

- ◆ Engine: Change engine oil and oil filter (1.8T and V6 engine only)



15.2.15 Service at 112,000 kilometers

- ◆ Engine: Change engine oil and oil filter
- ◆ Water Separator: Drain (TDI engine only)
- ◆ Timing Belt: Check condition (TDI engine only)
- ◆ Windshield Washer Fluid: Check level
- ◆ Automatic Shift Lock: Check operation including park/neutral position switch
- ◆ Brake System: Check for leaks/damage, brake pad thickness, and brake fluid level
- ◆ Wheels: Rotate front to rear
- ◆ Airbag System: Check function/damage

15.2.16 Service at 120,000 kilometers

- ◆ Engine: Change engine oil and oil filter (1.8T and V6 engine only)

15.2.17 Service at 128,000 kilometers

- ◆ Engine: Change engine oil and oil filter
- ◆ Water Separator: Drain (TDI engine only)
- ◆ Timing Belt: Check condition (TDI, 1.8T, 2.0L and V6 engine only)
- ◆ Timing Belt: Replace (TDI with Automatic Transmission only)
- ◆ Fuel Filter: Replace (TDI engine only)
- ◆ V Belt: Replace (1.8T engine only)
- ◆ Spark Plugs: Replace
- ◆ Windshield Washer Fluid: Check level
- ◆ Automatic Shift Lock: Check operation including park/neutral position switch
- ◆ Airbag System: Check function/damage
- ◆ Brake System: Check for leaks/damage, brake pad thickness, and brake fluid level
- ◆ Wheels: Rotate front to rear
- ◆ Battery: Check electrolyte level
- ◆ Dust Pollen Filter: Replace
- ◆ Cooling System: Check Level
- ◆ Manual Transmission: Check for Leaks, add if necessary
- ◆ Automatic Transmission: Check for Leaks
- ◆ Tires / Spare: Check Condition
- ◆ Drive Shafts: Check Boots
- ◆ On Board Diagnosis: Check DTC Memory
- ◆ Door Hinge: Lubricate
- ◆ Headlamps: Check and adjust if necessary
- ◆ Air Cleaner: Replace filter
- ◆ Brake Fluid: Replace
- ◆ ATF and Differential Levels: Check



- ◆ Front Axle: Check dust seals, ball joints and tie rods
- ◆ Road Test

15.2.18 Service at 136,000 kilometers

- ◆ Engine: Change engine oil and oil filter (1.8T and V6 engine only)

15.2.19 Service at 144,000 kilometers

- ◆ Engine: Change engine oil and oil filter
- ◆ Water Separator: Drain (TDI engine only)
- ◆ Timing Belt: Check condition (TDI engine only)
- ◆ Windshield Washer Fluid: Check level
- ◆ Automatic Shift Lock: Check operation including park/neutral position switch
- ◆ Brake System: Check for leaks/damage, brake pad thickness, and brake fluid level
- ◆ Wheels: Rotate front to rear
- ◆ Airbag System: Check function/damage

15.2.20 Service at 152,000 kilometers

- ◆ Engine: Change engine oil and oil filter (1.8T and V6 engine only)

15.2.21 Service at 160,000 kilometers

- ◆ Engine: Change engine oil and oil filter
- ◆ Water Separator: Drain (TDI engine only)
- ◆ Timing Belt: Check condition (TDI engine only)
- ◆ Fuel Filter: Replace (TDI engine only)
- ◆ Spark Plugs: Replace (2.0L Cabrio only)
- ◆ Windshield Washer Fluid: Check level
- ◆ Automatic Shift Lock: Check operation including park/neutral position switch
- ◆ Airbag System: Check function/damage
- ◆ Brake System: Check for leaks/damage, brake pad thickness, and brake fluid level
- ◆ Wheels: Rotate front to rear
- ◆ Battery: Check electrolyte level
- ◆ Dust Pollen Filter: Replace
- ◆ Cooling System: Check Level
- ◆ Manual Transmission: Check for Leaks, add if necessary
- ◆ Automatic Transmission: Check for Leaks
- ◆ Tires / Spare: Check Condition
- ◆ Drive Shafts: Check Boots
- ◆ On Board Diagnosis: Check DTC Memory
- ◆ Door Hinge: Lubricate
- ◆ Headlamps: Check and adjust if necessary



- ◆ Road Test

15.2.22 Service at 168,000 kilometers

- ◆ Engine: Change engine oil and oil filter (1.8T and V6 engine only)
- ◆ Timing Belt and Tensioner: Replace (1.8T and V6 engine only)





16 MY 2000 Maintenance Intervals

⇒ ["16.1 MY 2000 Maintenance Intervals - USA", page 374](#)

⇒ ["16.2 MY 2000 Maintenance Intervals - Canada", page 381](#)

16.1 MY 2000 Maintenance Intervals - USA

⇒ ["16.1.1 Time-Dependent Maintenance Items", page 374](#)

⇒ ["16.1.2 Service at 5,000 miles", page 374](#)

⇒ ["16.1.3 Service at 10,000 miles", page 375](#)

⇒ ["16.1.4 Service at 15,000 miles", page 375](#)

⇒ ["16.1.5 Service at 20,000 miles", page 375](#)

⇒ ["16.1.6 Service at 25,000 miles", page 376](#)

⇒ ["16.1.7 Service at 30,000 miles", page 376](#)

⇒ ["16.1.8 Service at 35,000 miles", page 376](#)

⇒ ["16.1.9 Service at 40,000 miles", page 376](#)

⇒ ["16.1.10 Service at 45,000 miles", page 377](#)

⇒ ["16.1.11 Service at 50,000 miles", page 377](#)

⇒ ["16.1.12 Service at 55,000 miles", page 377](#)

⇒ ["16.1.13 Service at 60,000 miles", page 377](#)

⇒ ["16.1.14 Service at 65,000 miles", page 378](#)

⇒ ["16.1.15 Service at 70,000 miles", page 378](#)

⇒ ["16.1.16 Service at 75,000 miles", page 378](#)

⇒ ["16.1.17 Service at 80,000 miles", page 378](#)

⇒ ["16.1.18 Service at 85,000 miles", page 379](#)

⇒ ["16.1.19 Service at 90,000 miles", page 379](#)

⇒ ["16.1.20 Service at 95,000 miles", page 379](#)

⇒ ["16.1.21 Service at 100,000 miles", page 379](#)

⇒ ["16.1.22 Service at 105,000 miles", page 380](#)

16.1.1 Time-Dependent Maintenance Items

Every 1 year

Perform visual check of airbag system.

Every 2 years

- ◆ Air Filter: Replace (Cabrio, Passat, Euro Van only)
- ◆ Brake Fluid: Replace
- ◆ Front Sunroof Drains (where applicable): Open Sunroof to check front water drains and clean if necessary.
- ◆ Plenum Panel: Remove cover for plenum panel to check water drains and clean if necessary. (Passat and Passat Wagon only)

Every 4 years

- ◆ Air Filter: Replace (Golf, Jetta, New Beetle only)

16.1.2 Service at 5,000 miles

- ◆ Engine: Change engine oil and oil filter



- ◆ Water Separator: Drain (TDI engine only)
- ◆ Timing Belt: Check condition (TDI engine only)

16.1.3 Service at 10,000 miles

- ◆ Engine: Change engine oil and oil filter
- ◆ Water Separator: Drain (TDI engine only)
- ◆ Timing Belt: Check condition (TDI engine only)
- ◆ Windshield Washer Fluid: Check level
- ◆ Automatic Shift Lock: Check operation including park/neutral position switch
- ◆ Brake System: Check for leaks/damage, brake pad thickness, and brake fluid level
- ◆ Wheels: Rotate front to rear
- ◆ Airbag System: Check function/damage

16.1.4 Service at 15,000 miles

- ◆ Engine: Change engine oil and oil filter (1.8T and V6 engine only)

16.1.5 Service at 20,000 miles

- ◆ Engine: Change engine oil and oil filter
- ◆ Water Separator: Drain (TDI engine only)
- ◆ Timing Belt: Check condition (TDI engine only)
- ◆ Fuel Filter: Replace (TDI engine only)
- ◆ Spark Plugs: Replace (2.0L Cabrio only)
- ◆ Windshield Washer Fluid: Check level
- ◆ Automatic Shift Lock: Check operation including park/neutral position switch
- ◆ Airbag System: Check function/damage
- ◆ Brake System: Check for leaks/damage, brake pad thickness, and brake fluid level
- ◆ Wheels: Rotate front to rear
- ◆ Battery: Check electrolyte level
- ◆ Dust Pollen Filter: Replace
- ◆ Cooling System: Check Level
- ◆ Manual Transmission: Check for Leaks, add if necessary
- ◆ Automatic Transmission: Check for Leaks
- ◆ Tires / Spare: Check Condition
- ◆ Drive Shafts: Check Boots
- ◆ On Board Diagnosis: Check DTC Memory
- ◆ Door Hinge: Lubricate
- ◆ Headlamps: Check and adjust if necessary
- ◆ Road Test



16.1.6 Service at 25,000 miles

- ♦ Engine: Change engine oil and oil filter (1.8T and V6 engine only)

16.1.7 Service at 30,000 miles

- ♦ Engine: Change engine oil and oil filter
- ♦ Water Separator: Drain (TDI engine only)
- ♦ Timing Belt: Check condition (TDI engine only)
- ♦ Windshield Washer Fluid: Check level
- ♦ Automatic Shift Lock: Check operation including park/neutral position switch
- ♦ Brake System: Check for leaks/damage, brake pad thickness, and brake fluid level
- ♦ Wheels: Rotate front to rear
- ♦ Airbag System: Check function/damage

16.1.8 Service at 35,000 miles

- ♦ Engine: Change engine oil and oil filter (1.8T and V6 engine only)

16.1.9 Service at 40,000 miles

- ♦ Engine: Change engine oil and oil filter
- ♦ Water Separator: Drain (TDI engine only)
- ♦ Timing Belt: Check condition (TDI, 1.8T, 2.0L and V6 engine only)
- ♦ Timing Belt: Replace (TDI with Automatic Transmission only)
- ♦ Fuel Filter: Replace (TDI engine only)
- ♦ Spark Plugs: Replace
- ♦ Windshield Washer Fluid: Check level
- ♦ Automatic Shift Lock: Check operation including park/neutral position switch
- ♦ Airbag System: Check function/damage
- ♦ Brake System: Check for leaks/damage, brake pad thickness, and brake fluid level
- ♦ Wheels: Rotate front to rear
- ♦ Battery: Check electrolyte level
- ♦ Dust Pollen Filter: Replace
- ♦ Cooling System: Check Level
- ♦ Manual Transmission: Check for Leaks, add if necessary
- ♦ Automatic Transmission: Check for Leaks
- ♦ Tires / Spare: Check Condition
- ♦ Drive Shafts: Check Boots
- ♦ On Board Diagnosis: Check DTC Memory
- ♦ Door Hinge: Lubricate
- ♦ Headlamps: Check and adjust if necessary
- ♦ Air Cleaner: Replace filter



- ◆ Brake Fluid: Replace
- ◆ ATF and Differential Levels: Check
- ◆ Front Axle: Check dust seals, ball joints and tie rods
- ◆ Front Sunroof Drains (where applicable): Open Sunroof to check front water drains and clean if necessary.
- ◆ Plenum Panel: Remove cover for plenum panel to check water drains and clean if necessary. (Passat and Passat Wagon only)
- ◆ Road Test

16.1.10 Service at 45,000 miles

- ◆ Engine: Change engine oil and oil filter (1.8T and V6 engine only)

16.1.11 Service at 50,000 miles

- ◆ Engine: Change engine oil and oil filter
- ◆ Water Separator: Drain (TDI engine only)
- ◆ Timing Belt: Check condition (TDI engine only)
- ◆ Windshield Washer Fluid: Check level
- ◆ Automatic Shift Lock: Check operation including park/neutral position switch
- ◆ Brake System: Check for leaks/damage, brake pad thickness, and brake fluid level
- ◆ Wheels: Rotate front to rear
- ◆ Airbag System: Check function/damage

16.1.12 Service at 55,000 miles

- ◆ Engine: Change engine oil and oil filter (1.8T and V6 engine only)

16.1.13 Service at 60,000 miles

- ◆ Engine: Change engine oil and oil filter
- ◆ Water Separator: Drain (TDI engine only)
- ◆ Timing Belt: Check condition (TDI engine only)
- ◆ Timing Belt: Replace (TDI with Manual Transmission only)
- ◆ Fuel Filter: Replace (TDI engine only)
- ◆ Spark Plugs: Replace (2.0L Cabrio only)
- ◆ Windshield Washer Fluid: Check level
- ◆ Automatic Shift Lock: Check operation including park/neutral position switch
- ◆ Airbag System: Check function/damage
- ◆ Brake System: Check for leaks/damage, brake pad thickness, and brake fluid level
- ◆ Wheels: Rotate front to rear
- ◆ Battery: Check electrolyte level
- ◆ Dust Pollen Filter: Replace
- ◆ Cooling System: Check Level
- ◆ Manual Transmission: Check for Leaks, add if necessary



- ◆ Automatic Transmission: Check for Leaks
- ◆ Tires / Spare: Check Condition
- ◆ Drive Shafts: Check Boots
- ◆ On Board Diagnosis: Check DTC Memory
- ◆ Door Hinge: Lubricate
- ◆ Headlamps: Check and adjust if necessary
- ◆ Road Test

16.1.14 Service at 65,000 miles

- ◆ Engine: Change engine oil and oil filter (1.8T and V6 engine only)

16.1.15 Service at 70,000 miles

- ◆ Engine: Change engine oil and oil filter
- ◆ Water Separator: Drain (TDI engine only)
- ◆ Timing Belt: Check condition (TDI engine only)
- ◆ Windshield Washer Fluid: Check level
- ◆ Automatic Shift Lock: Check operation including park/neutral position switch
- ◆ Brake System: Check for leaks/damage, brake pad thickness, and brake fluid level
- ◆ Wheels: Rotate front to rear
- ◆ Airbag System: Check function/damage

16.1.16 Service at 75,000 miles

- ◆ Engine: Change engine oil and oil filter (1.8T and V6 engine only)

16.1.17 Service at 80,000 miles

- ◆ Engine: Change engine oil and oil filter
- ◆ Water Separator: Drain (TDI engine only)
- ◆ Timing Belt: Check condition (TDI, 1.8T, 2.0L and V6 engine only)
- ◆ Timing Belt: Replace (TDI with Automatic Transmission only)
- ◆ Fuel Filter: Replace (TDI engine only)
- ◆ V Belt: Replace (1.8T engine only)
- ◆ Spark Plugs: Replace
- ◆ Windshield Washer Fluid: Check level
- ◆ Automatic Shift Lock: Check operation including park/neutral position switch
- ◆ Airbag System: Check function/damage
- ◆ Brake System: Check for leaks/damage, brake pad thickness, and brake fluid level
- ◆ Wheels: Rotate front to rear
- ◆ Battery: Check electrolyte level
- ◆ Dust Pollen Filter: Replace
- ◆ Cooling System: Check Level



- ◆ Manual Transmission: Check for Leaks, add if necessary
- ◆ Automatic Transmission: Check for Leaks
- ◆ Tires / Spare: Check Condition
- ◆ Drive Shafts: Check Boots
- ◆ On Board Diagnosis: Check DTC Memory
- ◆ Door Hinge: Lubricate
- ◆ Headlamps: Check and adjust if necessary
- ◆ Air Cleaner: Replace filter
- ◆ Brake Fluid: Replace
- ◆ ATF and Differential Levels: Check
- ◆ Front Axle: Check dust seals, ball joints and tie rods
- ◆ Front Sunroof Drains (where applicable): Open Sunroof to check front water drains and clean if necessary.
- ◆ Plenum Panel: Remove cover for plenum panel to check water drains and clean if necessary. (Passat and Passat Wagon only)
- ◆ Road Test

16.1.18 Service at 85,000 miles

- ◆ Engine: Change engine oil and oil filter (1.8T and V6 engine only)

16.1.19 Service at 90,000 miles

- ◆ Engine: Change engine oil and oil filter
- ◆ Water Separator: Drain (TDI engine only)
- ◆ Timing Belt: Check condition (TDI engine only)
- ◆ Windshield Washer Fluid: Check level
- ◆ Automatic Shift Lock: Check operation including park/neutral position switch
- ◆ Brake System: Check for leaks/damage, brake pad thickness, and brake fluid level
- ◆ Wheels: Rotate front to rear
- ◆ Airbag System: Check function/damage

16.1.20 Service at 95,000 miles

- ◆ Engine: Change engine oil and oil filter (1.8T and V6 engine only)

16.1.21 Service at 100,000 miles

- ◆ Engine: Change engine oil and oil filter
- ◆ Water Separator: Drain (TDI engine only)
- ◆ Timing Belt: Check condition (TDI engine only)
- ◆ Fuel Filter: Replace (TDI engine only)
- ◆ Spark Plugs: Replace (2.0L Cabrio only)
- ◆ Windshield Washer Fluid: Check level
- ◆ Automatic Shift Lock: Check operation including park/neutral position switch



- ◆ Airbag System: Check function/damage
- ◆ Brake System: Check for leaks/damage, brake pad thickness, and brake fluid level
- ◆ Wheels: Rotate front to rear
- ◆ Battery: Check electrolyte level
- ◆ Dust Pollen Filter: Replace
- ◆ Cooling System: Check Level
- ◆ Manual Transmission: Check for Leaks, add if necessary
- ◆ Automatic Transmission: Check for Leaks
- ◆ Tires / Spare: Check Condition
- ◆ Drive Shafts: Check Boots
- ◆ On Board Diagnosis: Check DTC Memory
- ◆ Door Hinge: Lubricate
- ◆ Headlamps: Check and adjust if necessary
- ◆ Road Test

16.1.22 Service at 105,000 miles

- ◆ Engine: Change engine oil and oil filter (1.8T and V6 engine only)
- ◆ Timing Belt and Tensioner: Replace (1.8T and V6 engine only)



16.2 MY 2000 Maintenance Intervals - Canada

⇒ ["16.2.1 Time-Dependent Maintenance Items", page 381](#)

⇒ ["16.2.2 Service at 8,000 kilometers", page 381](#)

⇒ ["16.2.3 Service at 16,000 kilometers", page 381](#)

⇒ ["16.2.4 Service at 24,000 kilometers", page 382](#)

⇒ ["16.2.5 Service at 32,000 kilometers", page 382](#)

⇒ ["16.2.6 Service at 40,000 kilometers", page 382](#)

⇒ ["16.2.7 Service at 48,000 kilometers", page 382](#)

⇒ ["16.2.8 Service at 56,000 kilometers", page 383](#)

⇒ ["16.2.9 Service at 64,000 kilometers", page 383](#)

⇒ ["16.2.10 Service at 72,000 kilometers", page 383](#)

⇒ ["16.2.11 Service at 80,000 kilometers", page 384](#)

⇒ ["16.2.12 Service at 88,000 kilometers", page 384](#)

⇒ ["16.2.13 Service at 96,000 kilometers", page 384](#)

⇒ ["16.2.14 Service at 104,000 kilometers", page 384](#)

⇒ ["16.2.15 Service at 112,000 kilometers", page 385](#)

⇒ ["16.2.16 Service at 120,000 kilometers", page 385](#)

⇒ ["16.2.17 Service at 128,000 kilometers", page 385](#)

⇒ ["16.2.18 Service at 136,000 kilometers", page 386](#)

⇒ ["16.2.19 Service at 144,000 kilometers", page 386](#)

⇒ ["16.2.20 Service at 152,000 kilometers", page 386](#)

⇒ ["16.2.21 Service at 160,000 kilometers", page 386](#)

⇒ ["16.2.22 Service at 168,000 kilometers", page 387](#)

16.2.1 Time-Dependent Maintenance Items

Every 1 year

Perform visual check of airbag system.

Every 2 years

◆ Air Filter: Replace (Cabrio, Passat, Euro Van only)

◆ Brake Fluid: Replace

Every 4 years

◆ Air Filter: Replace (Golf, Jetta, New Beetle only)

16.2.2 Service at 8,000 kilometers

◆ Engine: Change engine oil and oil filter

◆ Water Separator: Drain (TDI engine only)

◆ Timing Belt: Check condition (TDI engine only)

16.2.3 Service at 16,000 kilometers

◆ Engine: Change engine oil and oil filter

◆ Water Separator: Drain (TDI engine only)

◆ Timing Belt: Check condition (TDI engine only)



- ◆ Windshield Washer Fluid: Check level
- ◆ Automatic Shift Lock: Check operation including park/neutral position switch
- ◆ Brake System: Check for leaks/damage, brake pad thickness, and brake fluid level
- ◆ Wheels: Rotate front to rear
- ◆ Airbag System: Check function/damage

16.2.4 Service at 24,000 kilometers

- ◆ Engine: Change engine oil and oil filter (1.8T and V6 engine only)

16.2.5 Service at 32,000 kilometers

- ◆ Engine: Change engine oil and oil filter
- ◆ Water Separator: Drain (TDI engine only)
- ◆ Timing Belt: Check condition (TDI engine only)
- ◆ Fuel Filter: Replace (TDI engine only)
- ◆ Spark Plugs: Replace (2.0L Cabrio only)
- ◆ Windshield Washer Fluid: Check level
- ◆ Automatic Shift Lock: Check operation including park/neutral position switch
- ◆ Airbag System: Check function/damage
- ◆ Brake System: Check for leaks/damage, brake pad thickness, and brake fluid level
- ◆ Wheels: Rotate front to rear
- ◆ Battery: Check electrolyte level
- ◆ Dust Pollen Filter: Replace
- ◆ Cooling System: Check Level
- ◆ Manual Transmission: Check for Leaks, add if necessary
- ◆ Automatic Transmission: Check for Leaks
- ◆ Tires / Spare: Check Condition
- ◆ Drive Shafts: Check Boots
- ◆ On Board Diagnosis: Check DTC Memory
- ◆ Door Hinge: Lubricate
- ◆ Headlamps: Check and adjust if necessary
- ◆ Road Test

16.2.6 Service at 40,000 kilometers

- ◆ Engine: Change engine oil and oil filter (1.8T and V6 engine only)

16.2.7 Service at 48,000 kilometers

- ◆ Engine: Change engine oil and oil filter
- ◆ Water Separator: Drain (TDI engine only)
- ◆ Timing Belt: Check condition (TDI engine only)
- ◆ Windshield Washer Fluid: Check level



- ◆ Automatic Shift Lock: Check operation including park/neutral position switch
- ◆ Brake System: Check for leaks/damage, brake pad thickness and brake fluid level
- ◆ Wheels: Rotate front to rear
- ◆ Airbag System: Check function/damage

16.2.8 Service at 56,000 kilometers

- ◆ Engine: Change engine oil and oil filter (1.8T and V6 engine only)

16.2.9 Service at 64,000 kilometers

- ◆ Engine: Change engine oil and oil filter
- ◆ Water Separator: Drain (TDI engine only)
- ◆ Timing Belt: Check condition (TDI, 1.8T, 2.0L and V6 engine only)
- ◆ Timing Belt: Replace (TDI with Automatic Transmission only)
- ◆ Fuel Filter: Replace (TDI engine only)
- ◆ Spark Plugs: Replace
- ◆ Windshield Washer Fluid: Check level
- ◆ Automatic Shift Lock: Check operation including park/neutral position switch
- ◆ Airbag System: Check function/damage
- ◆ Brake System: Check for leaks/damage, brake pad thickness, and brake fluid level
- ◆ Wheels: Rotate front to rear
- ◆ Battery: Check electrolyte level
- ◆ Dust Pollen Filter: Replace
- ◆ Cooling System: Check Level
- ◆ Manual Transmission: Check for Leaks, add if necessary
- ◆ Automatic Transmission: Check for Leaks
- ◆ Tires / Spare: Check Condition
- ◆ Drive Shafts: Check Boots
- ◆ On Board Diagnosis: Check DTC Memory
- ◆ Door Hinge: Lubricate
- ◆ Headlamps: Check and adjust if necessary
- ◆ Air Cleaner: Replace filter
- ◆ Brake Fluid: Replace
- ◆ ATF and Differential Levels: Check
- ◆ Front Axle: Check dust seals, ball joints and tie rods
- ◆ Road Test

16.2.10 Service at 72,000 kilometers

- ◆ Engine: Change engine oil and oil filter (1.8T and V6 engine only)



16.2.11 Service at 80,000 kilometers

- ◆ Engine: Change engine oil and oil filter
- ◆ Water Separator: Drain (TDI engine only)
- ◆ Timing Belt: Check condition (TDI engine only)
- ◆ Windshield Washer Fluid: Check level
- ◆ Automatic Shift Lock: Check operation including park/neutral position switch
- ◆ Brake System: Check for leaks/damage, brake pad thickness, and brake fluid level
- ◆ Wheels: Rotate front to rear
- ◆ Airbag System: Check function/damage

16.2.12 Service at 88,000 kilometers

- ◆ Engine: Change engine oil and oil filter (1.8T and V6 engine only)

16.2.13 Service at 96,000 kilometers

- ◆ Engine: Change engine oil and oil filter
- ◆ Water Separator: Drain (TDI engine only)
- ◆ Timing Belt: Check condition (TDI engine only)
- ◆ Timing Belt: Replace (TDI with Manual Transmission only)
- ◆ Fuel Filter: Replace (TDI engine only)
- ◆ Spark Plugs: Replace (2.0L Cabrio only)
- ◆ Windshield Washer Fluid: Check level
- ◆ Automatic Shift Lock: Check operation including park/neutral position switch
- ◆ Airbag System: Check function/damage
- ◆ Brake System: Check for leaks/damage, brake pad thickness, and brake fluid level
- ◆ Wheels: Rotate front to rear
- ◆ Battery: Check electrolyte level
- ◆ Dust/Pollen Filter: Replace
- ◆ Cooling System: Check Level
- ◆ Manual Transmission: Check for Leaks, add if necessary
- ◆ Automatic Transmission: Check for Leaks
- ◆ Tires / Spare: Check Condition
- ◆ Drive Shafts: Check Boots
- ◆ On Board Diagnosis: Check DTC Memory
- ◆ Door Hinge: Lubricate
- ◆ Headlamps: Check and adjust if necessary
- ◆ Road Test

16.2.14 Service at 104,000 kilometers

- ◆ Engine: Change engine oil and oil filter (1.8T and V6 engine only)



16.2.15 Service at 112,000 kilometers

- ◆ Engine: Change engine oil and oil filter
- ◆ Water Separator: Drain (TDI engine only)
- ◆ Timing Belt: Check condition (TDI engine only)
- ◆ Windshield Washer Fluid: Check level
- ◆ Automatic Shift Lock: Check operation including park/neutral position switch
- ◆ Brake System: Check for leaks/damage, brake pad thickness, and brake fluid level
- ◆ Wheels: Rotate front to rear
- ◆ Airbag System: Check function/damage

16.2.16 Service at 120,000 kilometers

- ◆ Engine: Change engine oil and oil filter (1.8T and V6 engine only)

16.2.17 Service at 128,000 kilometers

- ◆ Engine: Change engine oil and oil filter
- ◆ Water Separator: Drain (TDI engine only)
- ◆ Timing Belt: Check condition (TDI, 1.8T, 2.0L and V6 engine only)
- ◆ Timing Belt: Replace (TDI with Automatic Transmission only)
- ◆ Fuel Filter: Replace (TDI engine only)
- ◆ V Belt: Replace (1.8T engine only)
- ◆ Spark Plugs: Replace
- ◆ Windshield Washer Fluid: Check level
- ◆ Automatic Shift Lock: Check operation including park/neutral position switch
- ◆ Airbag System: Check function/damage
- ◆ Brake System: Check for leaks/damage, brake pad thickness, and brake fluid level
- ◆ Wheels: Rotate front to rear
- ◆ Battery: Check electrolyte level
- ◆ Dust Pollen Filter: Replace
- ◆ Cooling System: Check Level
- ◆ Manual Transmission: Check for Leaks, add if necessary
- ◆ Automatic Transmission: Check for Leaks
- ◆ Tires / Spare: Check Condition
- ◆ Drive Shafts: Check Boots
- ◆ On Board Diagnosis: Check DTC Memory
- ◆ Door Hinge: Lubricate
- ◆ Headlamps: Check and adjust if necessary
- ◆ Air Cleaner: Replace filter
- ◆ Brake Fluid: Replace
- ◆ ATF and Differential Levels: Check



- ◆ Front Axle: Check dust seals, ball joints and tie rods
- ◆ Road Test

16.2.18 Service at 136,000 kilometers

- ◆ Engine: Change engine oil and oil filter (1.8T and V6 engine only)

16.2.19 Service at 144,000 kilometers

- ◆ Engine: Change engine oil and oil filter
- ◆ Water Separator: Drain (TDI engine only)
- ◆ Timing Belt: Check condition (TDI engine only)
- ◆ Windshield Washer Fluid: Check level
- ◆ Automatic Shift Lock: Check operation including park/neutral position switch
- ◆ Brake System: Check for leaks/damage, brake pad thickness, and brake fluid level
- ◆ Wheels: Rotate front to rear
- ◆ Airbag System: Check function/damage

16.2.20 Service at 152,000 kilometers

- ◆ Engine: Change engine oil and oil filter (1.8T and V6 engine only)

16.2.21 Service at 160,000 kilometers

- ◆ Engine: Change engine oil and oil filter
- ◆ Water Separator: Drain (TDI engine only)
- ◆ Timing Belt: Check condition (TDI engine only)
- ◆ Fuel Filter: Replace (TDI engine only)
- ◆ Spark Plugs: Replace (2.0L Cabrio only)
- ◆ Windshield Washer Fluid: Check level
- ◆ Automatic Shift Lock: Check operation including park/neutral position switch
- ◆ Airbag System: Check function/damage
- ◆ Brake System: Check for leaks/damage, brake pad thickness, and brake fluid level
- ◆ Wheels: Rotate front to rear
- ◆ Battery: Check electrolyte level
- ◆ Dust Pollen Filter: Replace
- ◆ Cooling System: Check Level
- ◆ Manual Transmission: Check for Leaks, add if necessary
- ◆ Automatic Transmission: Check for Leaks
- ◆ Tires / Spare: Check Condition
- ◆ Drive Shafts: Check Boots
- ◆ On Board Diagnosis: Check DTC Memory
- ◆ Door Hinge: Lubricate
- ◆ Headlamps: Check and adjust if necessary



- ◆ Road Test

16.2.22 Service at 168,000 kilometers

- ◆ Engine: Change engine oil and oil filter (1.8T and V6 engine only)
- ◆ Timing Belt and Tensioner: Replace (1.8T and V6 engine only)



Cautions & Warnings

Please read these WARNINGS and CAUTIONS before proceeding with maintenance and repair work. You must answer that you have read and you understand these WARNINGS and CAUTIONS before you will be allowed to view this information.

- If you lack the skills, tools and equipment, or a suitable workshop for any procedure described in this manual, we suggest you leave such repairs to an authorized Volkswagen retailer or other qualified shop. We especially urge you to consult an authorized Volkswagen retailer before beginning repairs on any vehicle that may still be covered wholly or in part by any of the extensive warranties issued by Volkswagen.
- Disconnect the battery negative terminal (ground strap) whenever you work on the fuel system or the electrical system. Do not smoke or work near heaters or other fire hazards. Keep an approved fire extinguisher handy.
- Volkswagen is constantly improving its vehicles and sometimes these changes, both in parts and specifications, are made applicable to earlier models. Therefore, part numbers listed in this manual are for reference only. Always check with your authorized Volkswagen retailer parts department for the latest information.
- Any time the battery has been disconnected on an automatic transmission vehicle, it will be necessary to reestablish Transmission Control Module (TCM) basic settings using the VAG 1551 Scan Tool (ST).
- Never work under a lifted vehicle unless it is solidly supported on stands designed for the purpose. Do not support a vehicle on cinder blocks, hollow tiles or other props that may crumble under continuous load. Never work under a vehicle that is supported solely by a jack. Never work under the vehicle while the engine is running.
- For vehicles equipped with an anti-theft radio, be sure of the correct radio activation code before disconnecting the battery or removing the radio. If the wrong code is entered when the power is restored, the radio may lock up and become inoperable, even if the correct code is used in a later attempt.
- If you are going to work under a vehicle on the ground, make sure that the ground is level. Block the wheels to keep the vehicle from rolling. Disconnect the battery negative terminal (ground strap) to prevent others from starting the vehicle while you are under it.
- Do not attempt to work on your vehicle if you do not feel well. You increase the danger of injury to yourself and others if you are tired, upset or have taken medicine or any other substances that may impair you or keep you from being fully alert.
- Never run the engine unless the work area is well ventilated. Carbon monoxide (CO) kills.
- Always observe good workshop practices. Wear goggles when you operate machine tools or work with acid. Wear goggles, gloves and other protective clothing whenever the job requires working with harmful substances.
- Tie long hair behind your head. Do not wear a necktie, a scarf, loose clothing, or a necklace when you work near machine tools or running engines. If your hair, clothing, or jewelry were to get caught in the machinery, severe injury could result.
- Do not re-use any fasteners that are worn or deformed in normal use. Some fasteners are designed to be used only once and are unreliable and may fail if used a second time. This includes, but is not limited to, nuts, bolts, washers, circlips and cotter pins. Always follow the recommendations in this manual - replace these fasteners with new parts where indicated, and any other time it is deemed necessary by inspection.

Cautions & Warnings

- Illuminate the work area adequately but safely. Use a portable safety light for working inside or under the vehicle. Make sure the bulb is enclosed by a wire cage. The hot filament of an accidentally broken bulb can ignite spilled fuel or oil.
- Friction materials such as brake pads and clutch discs may contain asbestos fibers. Do not create dust by grinding, sanding or by cleaning with compressed air. Avoid breathing asbestos fibers and asbestos dust. Breathing asbestos can cause serious diseases such as asbestosis or cancer, and may result in death.
- Finger rings should be removed so that they cannot cause electrical shorts, get caught in running machinery, or be crushed by heavy parts.
- Before starting a job, make certain that you have all the necessary tools and parts on hand. Read all the instructions thoroughly; do not attempt shortcuts. Use tools that are appropriate to the work and use only replacement parts meeting Volkswagen specifications. Makeshift tools, parts and procedures will not make good repairs.
- Catch draining fuel, oil or brake fluid in suitable containers. Do not use empty food or beverage containers that might mislead someone into drinking from them. Store flammable fluids away from fire hazards. Wipe up spills at once, but do not store the oily rags, which can ignite and burn spontaneously.
- Use pneumatic and electric tools only to loosen threaded parts and fasteners. Never use these tools to tighten fasteners, especially on light alloy parts. Always use a torque wrench to tighten fasteners to the tightening torque listed.
- Keep sparks, lighted matches, and open flame away from the top of the battery. If escaping hydrogen gas is ignited, it will ignite gas trapped in the cells and cause the battery to explode.
- Be mindful of the environment and ecology. Before you drain the crankcase, find out the proper way to dispose of the oil. Do not pour oil onto the ground, down a drain, or into a stream, pond, or lake. Consult local ordinances that govern the disposal of wastes.
- The air-conditioning (A/C) system is filled with a chemical refrigerant that is hazardous. The A/C system should be serviced only by trained automotive service technicians using approved refrigerant recovery/recycling equipment, trained in related safety precautions, and familiar with regulations governing the discharging and disposal of automotive chemical refrigerants.
- Before doing any electrical welding on vehicles equipped with anti-lock brakes (ABS), disconnect the battery negative terminal (ground strap) and the ABS control module connector.
- Do not expose any part of the A/C system to high temperatures such as open flame. Excessive heat will increase system pressure and may cause the system to burst.
- When boost-charging the battery, first remove the fuses for the Engine Control Module (ECM), the Transmission Control Module (TCM), the ABS control module, and the trip computer. In cases where one or more of these components is not separately fused, disconnect the control module connector(s).
- Some of the vehicles covered by this manual are equipped with a supplemental restraint system (SRS), that automatically deploys an airbag in the event of a frontal impact. The airbag is operated by an explosive device. Handled improperly or without adequate safeguards, it can be accidentally activated and cause serious personal injury. To guard against personal injury or airbag system failure, only trained Volkswagen Service technicians should test, disassemble or service the airbag system.

Cautions & Warnings

- Do not quick-charge the battery (for boost starting) for longer than one minute, and do not exceed 16.5 volts at the battery with the boosting cables attached. Wait at least one minute before boosting the battery a second time.
- Never use a test light to conduct electrical tests of the airbag system. The system must only be tested by trained Volkswagen Service technicians using the VAG 1551 Scan Tool (ST) or an approved equivalent. The airbag unit must never be electrically tested while it is not installed in the vehicle.
- Some aerosol tire inflators are highly flammable. Be extremely cautious when repairing a tire that may have been inflated using an aerosol tire inflator. Keep sparks, open flame or other sources of ignition away from the tire repair area. Inflate and deflate the tire at least four times before breaking the bead from the rim. Completely remove the tire from the rim before attempting any repair.
- When driving or riding in an airbag-equipped vehicle, never hold test equipment in your hands or lap while the vehicle is in motion. Objects between you and the airbag can increase the risk of injury in an accident.

I have read and I understand these Cautions and Warnings.