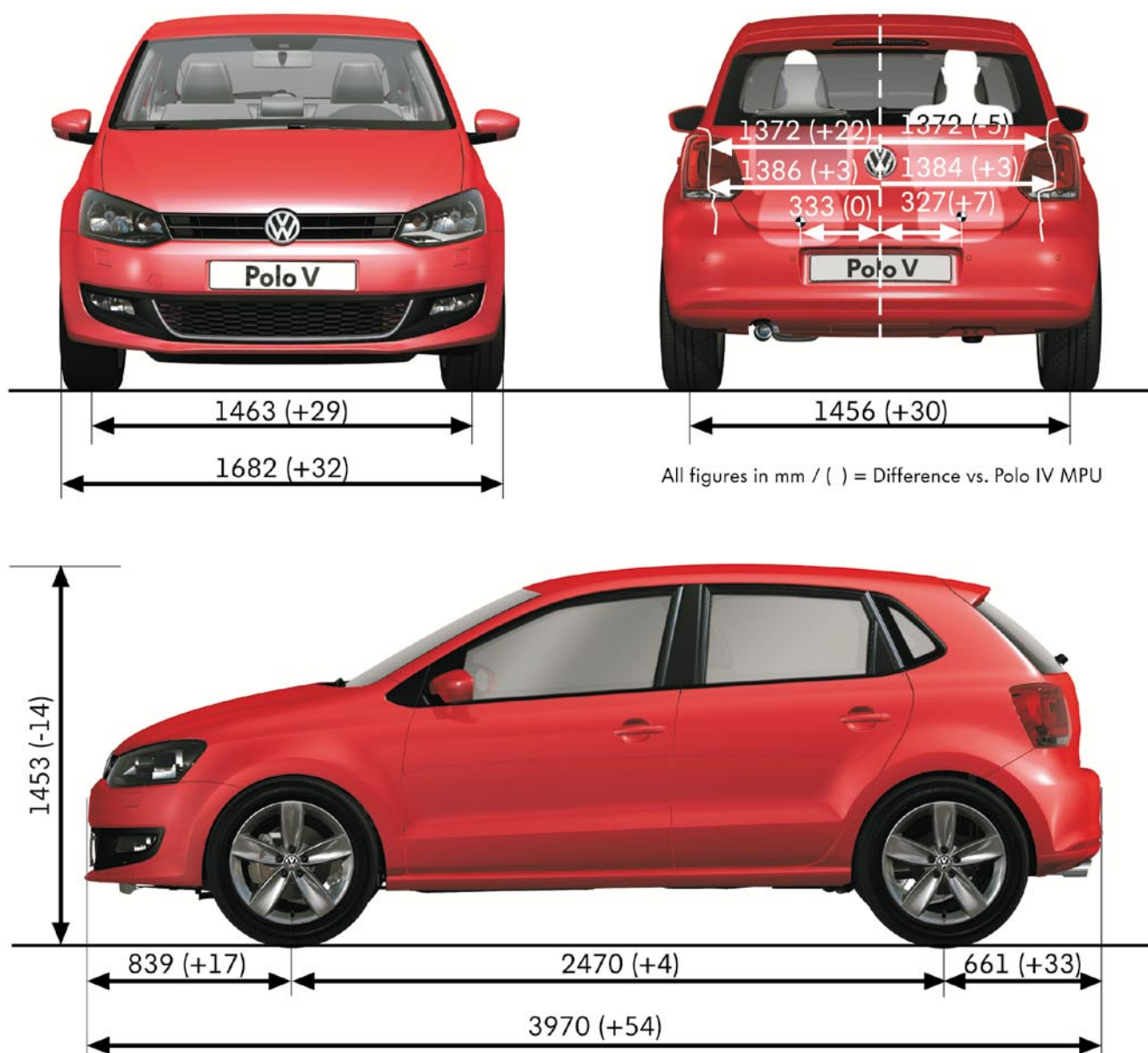


Package and Ergonomics of the New Polo

The new Polo has grown moderately in its exterior dimensions compared to its predecessor. The vehicle length has grown by 54 mm to 3970 mm. The improved crash safety means the Polo complies with future requirements for pedestrian protection.



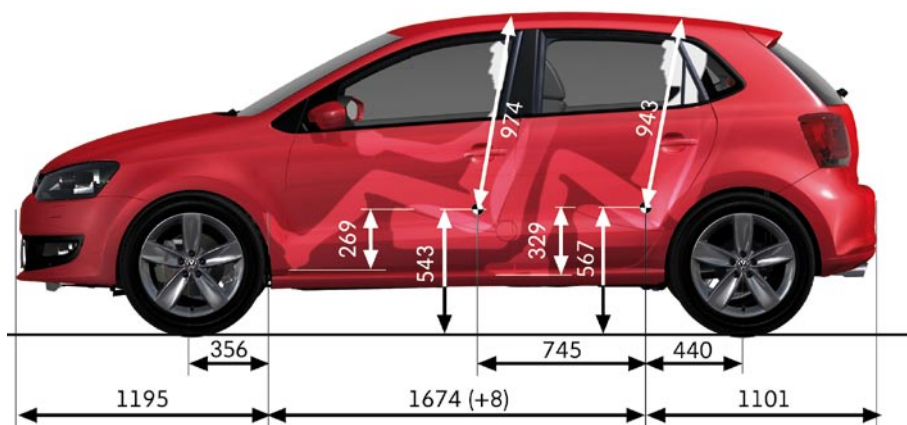



Figure 1: Interior dimensions of the new Polo



1 Exterior Dimensions

The vehicle is 1682 mm (+ 32 mm compared to the predecessor), with the slightly flared side skirts offering more favourable air resistance and optimum stone impact protection at the same time as allowing customers to get into the car comfortably. The wider tracks (1463/1456 mm) take account of the 14 mm increase in tyre diameter (612 mm) and an attractive range of tyres (base tyres 175/70R14, maximum size 215/ 40R17), although the vehicle remains very manoeuvrable with a turning circle of 10.6 m. The vehicle height has been reduced by 14 mm to 1453 mm, **Cover Figure**.

2 Interior

The new Polo has also been optimised in its interior compared to the predecessor. The length of the interior space has grown to 1674 mm (+ 8 mm) and the shoulder room at the front by 22 mm to 1372 mm. In spite of the reduced vehicle height, the headroom values are adequate for the category with 974 mm at the front and 943 mm at the rear, **Figure 1**.

3 Optimum Ergonomics

The newly designed instrument cluster gives the driver optimum visibility of all

The Authors



Dipl.-Ing.
Ralf Kruppa
is Member of the
Ergonomics Team in
Concept Development
at Volkswagen AG in
Wolfsburg (Germany).



Dipl.-Ing. M. Eng.
Thomas Fürstnow
is Member of the
Dimension Concept
Team in Concept
Development at
Volkswagen AG in
Wolfsburg (Germany).



Figure 2: Ergonomics of the new Polo

necessary information. The same now applies to the centre console which is angled towards the driver, with ergonomically positioned controls for infotainment and air conditioning, whilst all controls can still be easily reached and viewed by the front seat passenger.

Improved ergonomics are continued in the door area. The armrest gives both small and large physiques a comfortable elbow support. The optimally designed door handle allows pleasant opening and closing of the door, and additionally gives the front seat passenger a good place to hold if the car is driven sportily. Switches for operating the power windows and outside mirrors are within easy reach, while the newly positioned lighting dial is in the primary viewing area. The centre armrest available for the first time in the Polo with an additional storage compartment in the first seat row underlines the passenger comfort. Many ergonomic details in the interior, such as the driver's leg support against the centre console, have been optimised using computer human models.

Improvement of everyday practicality was a main aspect of the development. The storage compartment for 1.5 l drinks

bottles in the front doors is a unique feature in this class. The cup holders in the area of the centre console are within optimum reach and adequate for 0.5 l bottles or normal drinking cups. The

glove compartment offers space for all kinds of items and can be air conditioned. Also, everything has been done in the rear area to offer passengers a good level of comfort. The concept of the angled door handle has been used here as well. In addition, the extended centre console offers another cup holder which can easily be reached from the rear seats, **Figure 2**.

4 The Luggage Compartment

The dimensions of the luggage compartment have been optimised. The loading diagonal has increased to 719 mm (+ 13 mm) while the luggage compartment volume has increased to 280 l (+ 10 l). The rear seats can easily be folded over by hand, thereby increasing the luggage compartment volume to a maximum of 952 l, with the variable-height load bed offering a flat surface. Handling of the headrests when folding down the rear seat backrests has also been increased compared to the predecessor. The L-shaped headrests are only retracted, and no longer need to be removed and stored. The newly structured compartment under the load bed contains the Tire-Fit system as well as the tool kit and another storage option, **Figure 3**. ■




Figure 3: The luggage trunk