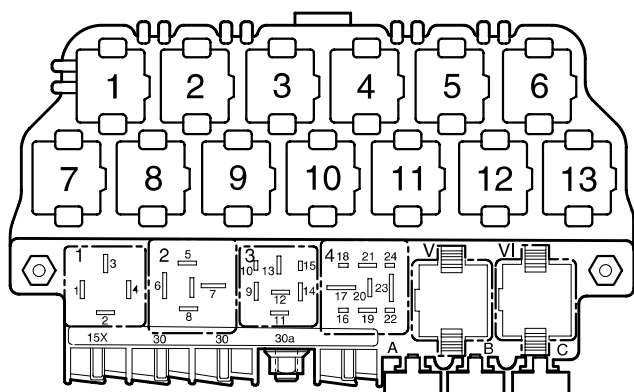


## Golf /Jetta - Standard Equipment,

from September 1998

Deviate relay location and fuseplacements as well as the locations of multiple connectors see section "component locations".



97-14163

Relay location on the thirteenfold auxiliary relay panel, above relay panel:

**3** Starting Interlock Relay (185)

Relay panel:

**1** Dual Horn Relay (53)

**2** Load Reduction Relay (18)

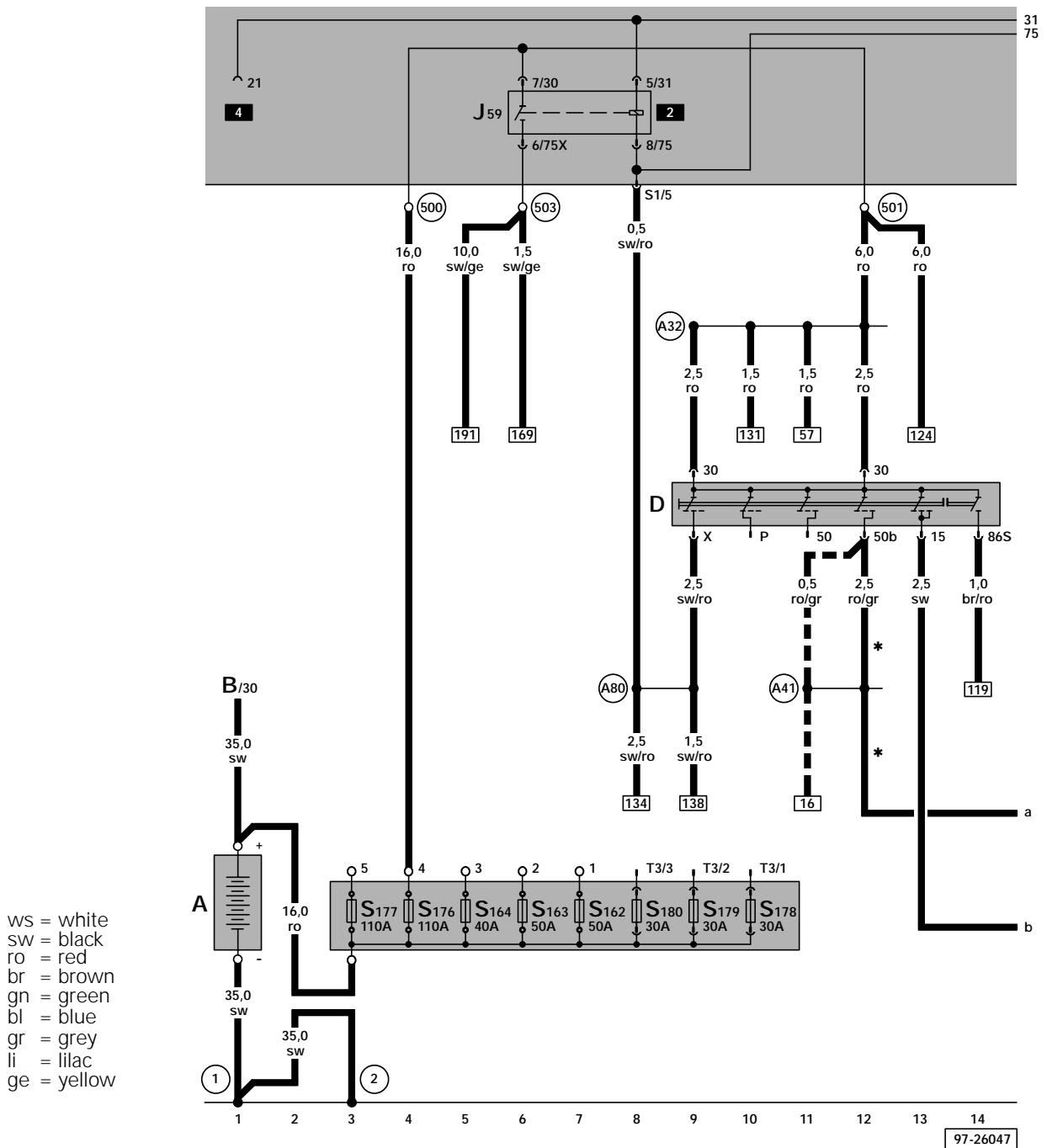
**V** Wiper/Washer Intermittent Relay (377)

**VI**

Note: Number in parentheses indicates production control number stamped on relay housing.

### Fuse colors

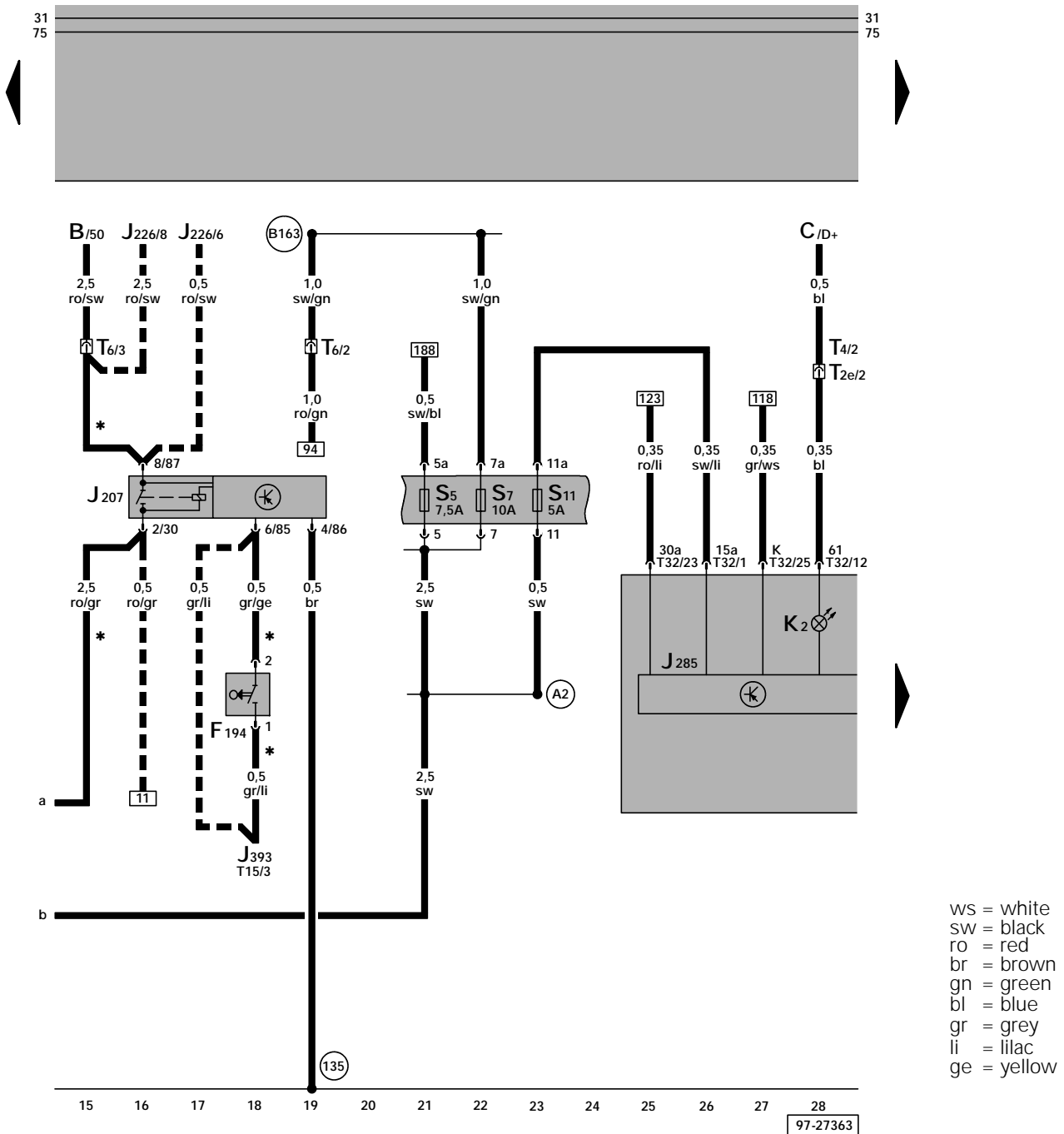
- 30 A - green
- 25 A - white
- 20 A - yellow
- 15 A - blue
- 10 A - red
- 7,5 A - brown
- 5 A - beige
- 3 A - violet

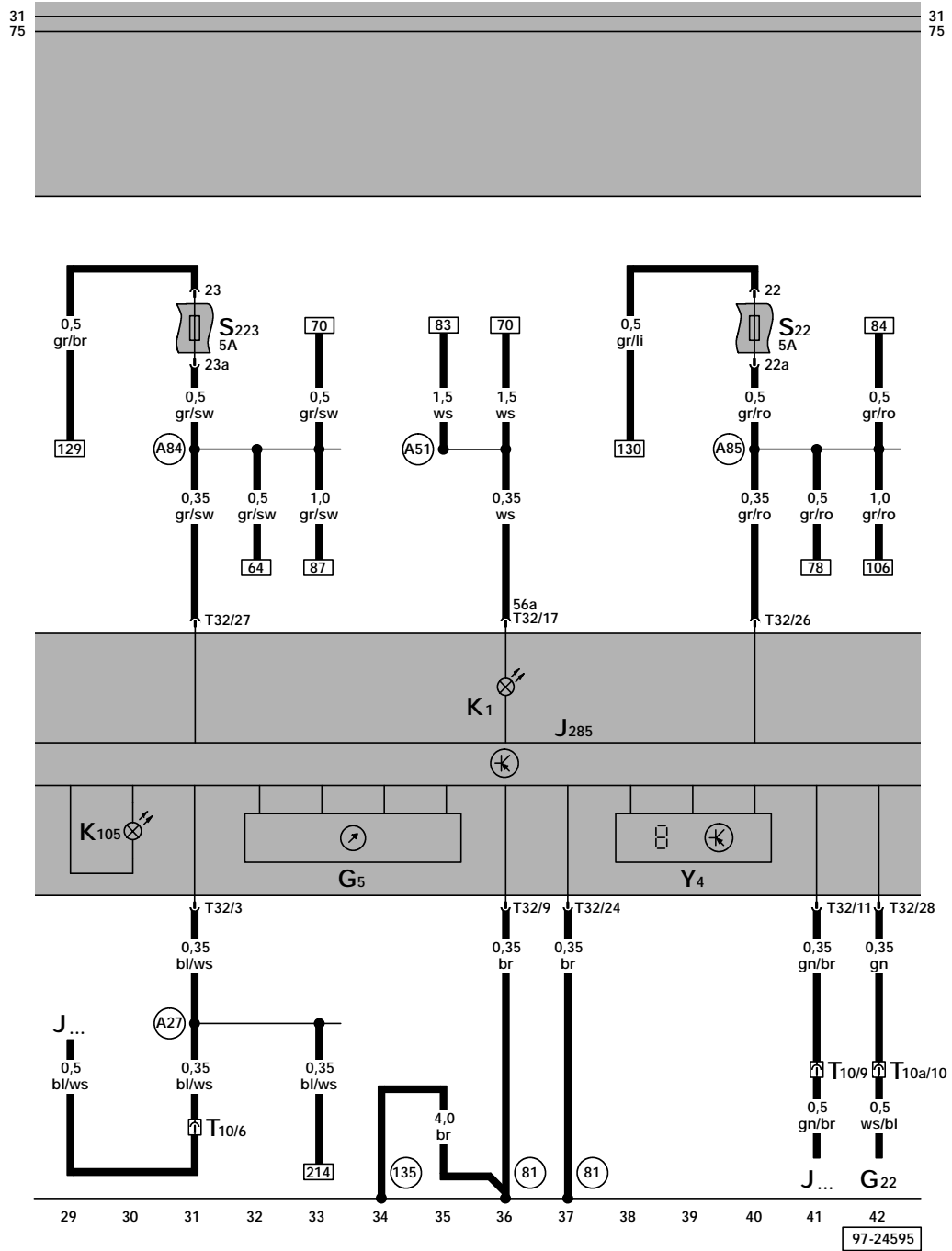


- A - Battery
- B - Starter
- D - Ignition/Starter Switch
- J59 - Load Reduction Relay
- S162 - Fuse -1- (30) in fuse bracket/battery
- S163 - Fuse -2- (30) in fuse bracket/battery
- S164 - Fuse -3- (30) in fuse bracket/battery
- S176 - Fuse -4- (30) in fuse bracket/battery
- S177 - Fuse -5- (30) in fuse bracket/battery
- S178 - Fuse -6- (30) in fuse bracket/battery
- S179 - Fuse -7- (30) in fuse bracket/battery
- S180 - Fuse -8- (30) in fuse bracket/battery
- T3 - 3-Pin Connector

① - Ground strap, battery to body

- ② - Ground strap, transmission to body
- ⑤00 - Threaded connection -1- (30) on the relay plate
- ⑤01 - Threaded connection -2- (30) on the relay plate
- ⑤03 - Threaded connection -2- (75x) on the relay plate
- Ⓐ32 - Plus connection (30), in instrument panel wiring harness
- Ⓐ41 - Plus connection (50), in instrument panel wiring harness (gasoline engine only)
- Ⓐ80 - Connector -1- (X) in instrument panel wiring harness
- \* - Manual transmission only
- Automatic transmission only

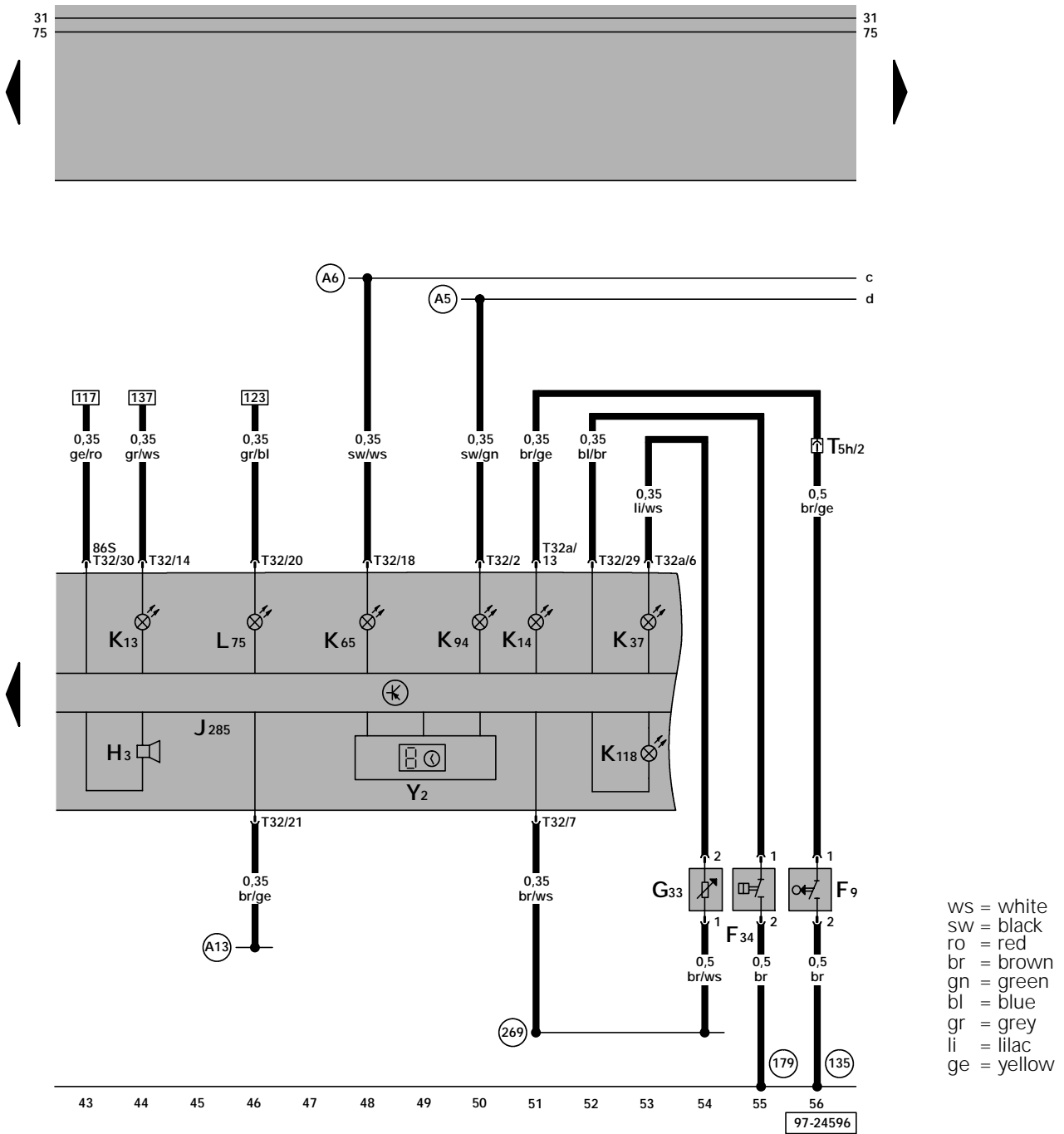




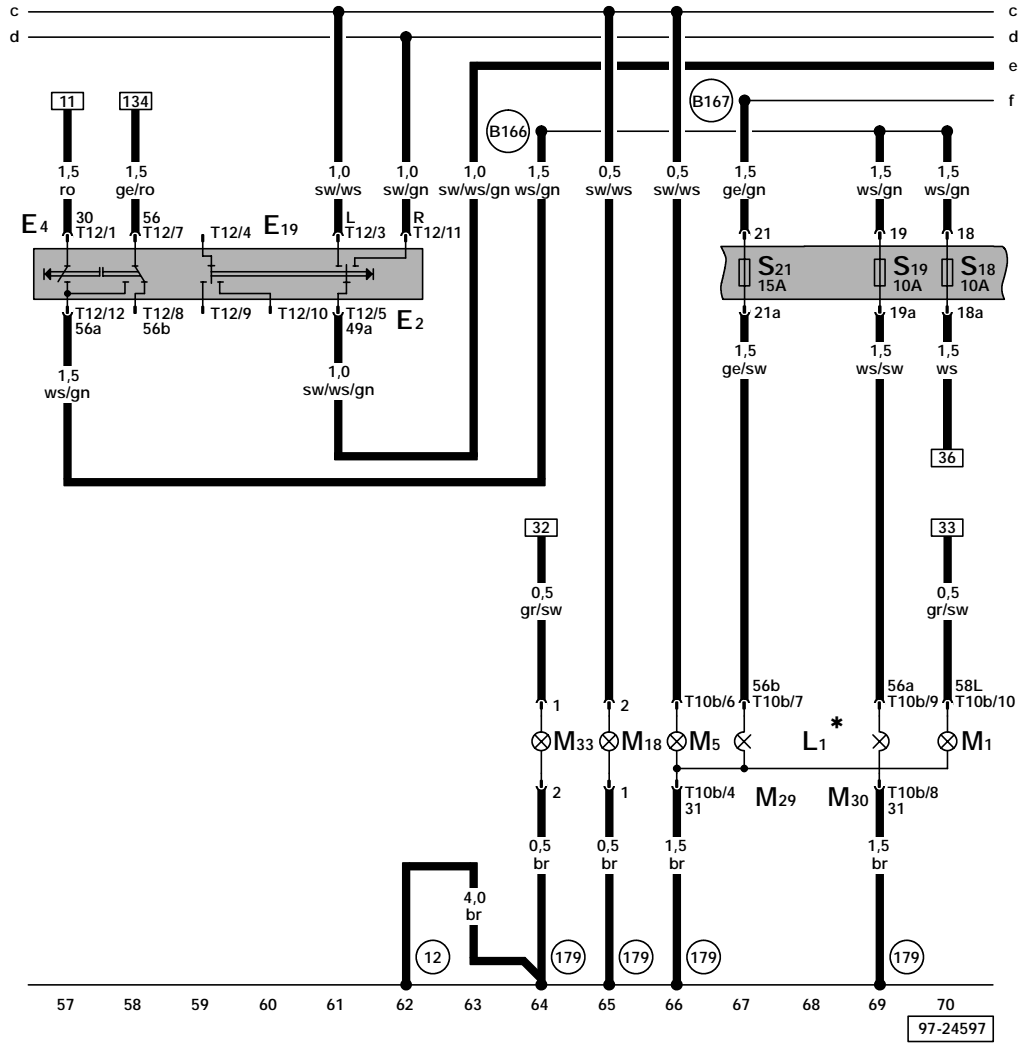

ws = white  
sw = black  
ro = red  
br = brown  
gn = green  
bl = blue  
gr = grey  
li = lilac  
ge = yellow

- G5 - Tachometer
- G22 - Speedometer Vehicle Speed Sensor
- J285 - Control module with indicator unit in instrument panel insert
- J... - Engine Control Module (ECM)
- K1 - Headlight High Beam Indicator Light
- K105 - Low Fuel Level Warning Light
- S22 - Fuse 22 in fuse holder
- S223 - Fuse 23 in fuse holder
- T10 - 10-Pin Connector, orange, in protective housing for connectors, in plenum chamber, left
- T10a - 10-Pin Connector, in engine compartment, in wiring duct, left
- T32 - 32-Pin Connector, blue
- Y4 - Odometer Display

- (81) - Ground connection -1-, in instrument panel wiring harness
- (135) - Ground connection -2-, in instrument panel wiring harness
- (A27) - Wire connection (vehicle speed signal), in instrument panel wiring harness
- (A51) - Wire connection (56), in instrument panel wiring harness
- (A84) - Connector (58L) in instrument panel wiring harness
- (A85) - Connector (58R) in instrument panel wiring harness



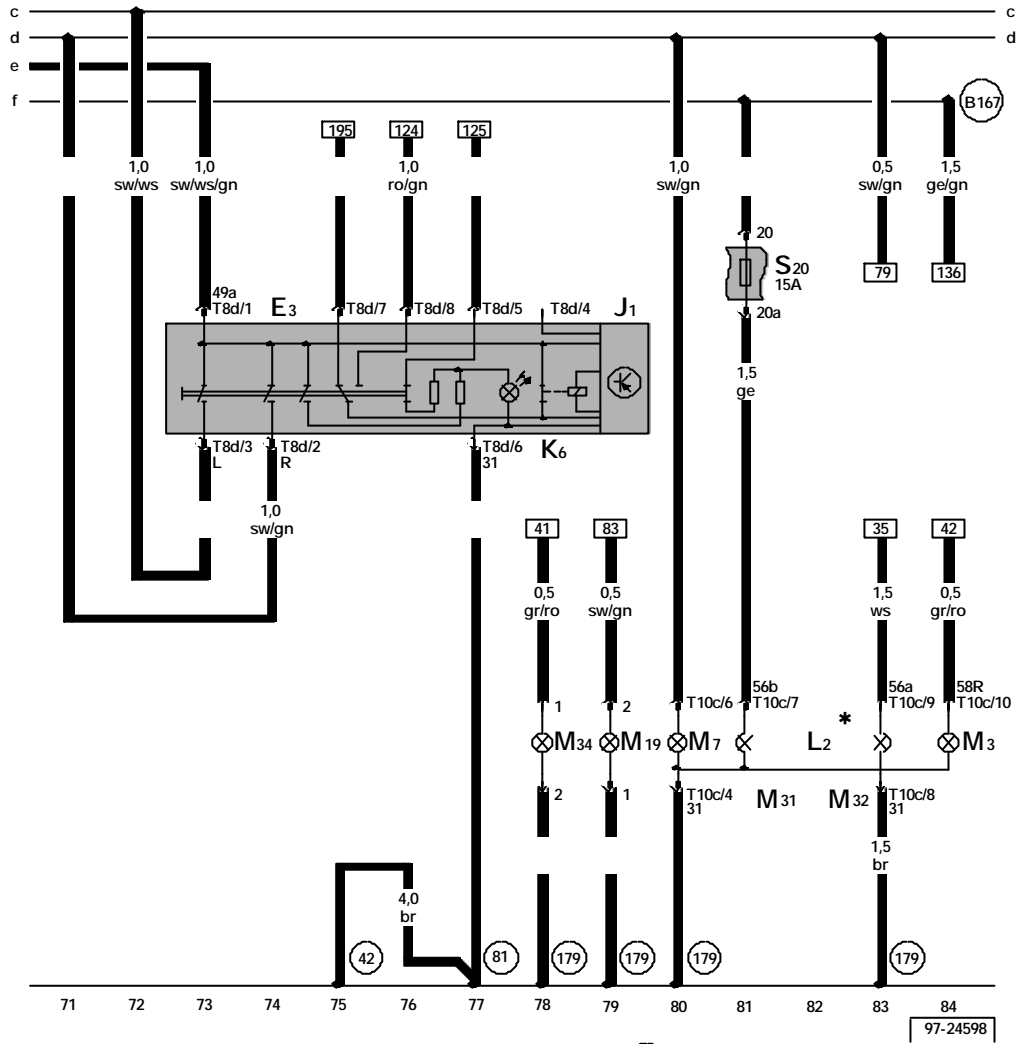
- |  |  |
|--|--|
| F9 - Parking Brake Warning Light Switch                              | T32 - 32-Pin Connector, blue   |
| F34 - Brake Fluid Level Warning Switch                               | T32a - 32-Pin Connector, green   |
| G33 - Windshield Washer Fluid Level Sensor                           | Y2 - Digital Clock   |
| H3 - Warning buzzer  | (135) - Ground connection -2-, in instrument panel wiring harness                |
| J285 - Control module with indicator unit in instrument panel insert | (179) - Ground connection, in left headlight wiring harness                      |
| K13 - Rear Fog Light Indicator Light                                 | (269) - Ground connector (sensor ground) -1-, in instrument panel wiring harness |
| K14 - Parking Brake Indicator Light                                  | (A5) - Plus connection (right turn signal), in instrument panel wiring harness   |
| K37 - Low Windshield Washer Fluid Level Indicator Light              | (A6) - Plus connection (left turn signal), in instrument panel wiring harness    |
| K65 - Left Turn Signal Indicator Light                               | (A13) - Wire connection (door contact switch) in instrument panel wiring harness |
| K94 - Right Turn Signal Indicator Light                              |  |
| K118 - Warning light for brake system                                |  |
| L75 - Digital Display Light  |  |
| T5h - 5-Pin Connector, near left A-pillar, lower part, in harness    |  |



ws = white  
 sw = black  
 ro = red  
 br = brown  
 gn = green  
 bl = blue  
 gr = grey  
 li = lilac  
 ge = yellow

- E2 - Turn signal switch
- E4 - Headlight Dimmer/Flasher Switch
- E19 - Park Light Switch
- L1 - Left Headlight\*
- M1 - Left Parking Light
- M5 - Left Front Turn Signal Light
- M18 - Left, Side Turn Signal Light
- M29 - Left Low Beam Headlight (Golf only)
- M30 - Left High Beam Headlight (Golf only)
- M33 - Light for side marker front left
- S18 - Fuse 18 in fuse holder
- S19 - Fuse 19 in fuse holder
- S21 - Fuse 21 in fuse holder
- T10b - 10-Pin Connector
- T12 - 12-Pin Connector

- (12) - Ground connection, in engine compartment, left
- (179) - Ground connection, in left headlight wiring harness
- (B166) - Connection (56a) in passenger compartment wiring harness
- (B167) - Connection (56b) in passenger compartment wiring harness
- \* - Jetta only



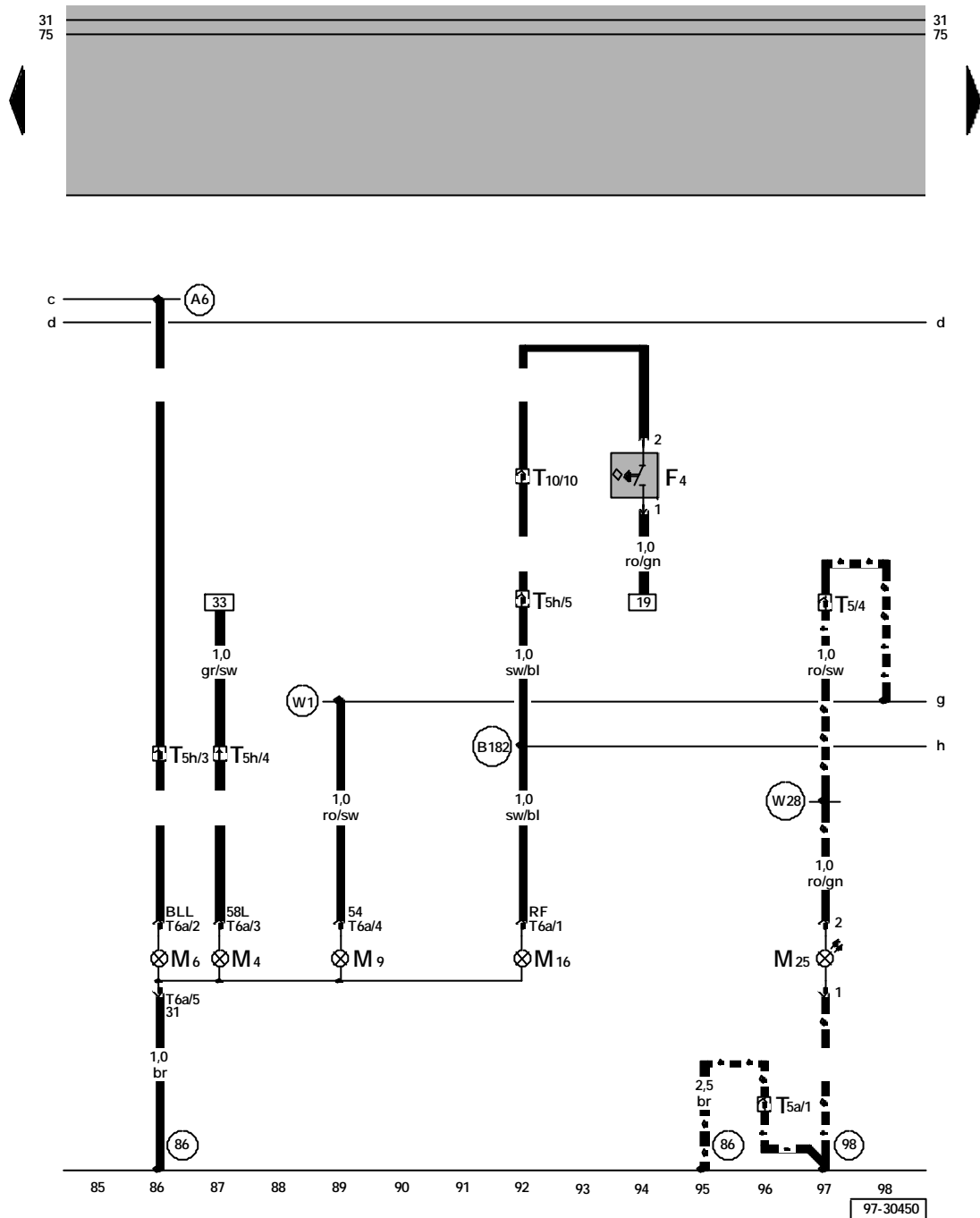
- ws = white
- sw = black
- ro = red
- br = brown
- gn = green
- bl = blue
- gr = grey
- li = lilac
- ge = yellow
- or = orange

- E3 - Emergency Flasher Switch
- J1 - Turn Signal Relay
- K6 - Indicator light for emergency flasher system
- L2 - Right Headlight\*
- M3 - Right Parking Light
- M7 - Right Front Turn Signal Light
- M19 - Right, Side Turn Signal Light
- M31 - Right Low Beam Headlight (Golf only)
- M32 - Right High Beam Headlight (Golf only)
- M34 - Light for side marker front right
- S20 - Fuse 20 in fuse holder
- T8d - 8-Pin Connector
- T10c - 10-Pin Connector

- (81) - Ground connection -1-, in instrument panel wiring harness
- (179) - Ground connection, in left headlight wiring harness
- (B167) - Connection (56b), in passenger compartment wiring harness

\* - Jetta only

- (42) - Ground connection, beside steering column

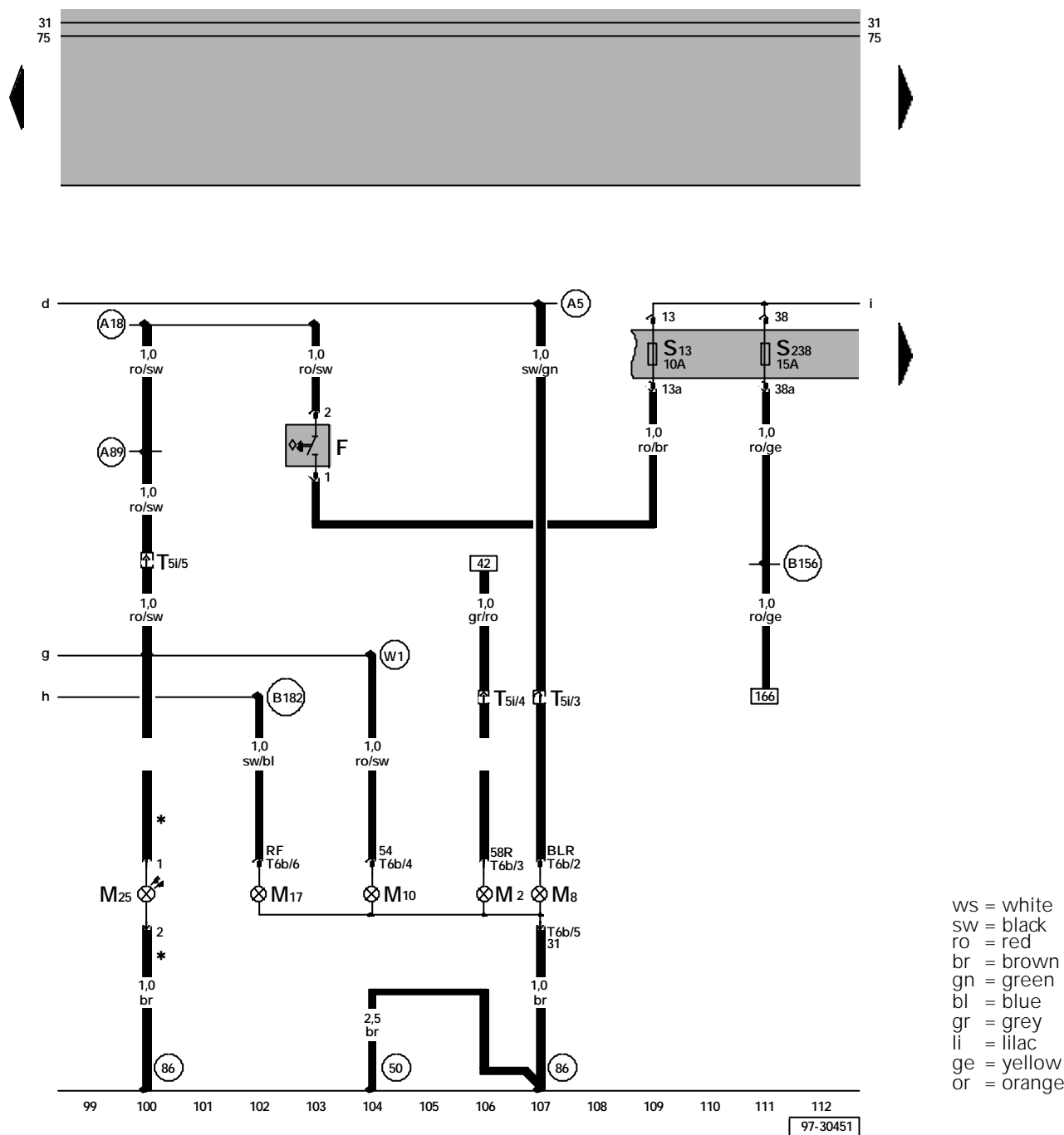


ws = white  
 sw = black  
 ro = red  
 br = brown  
 gn = green  
 bl = blue  
 gr = grey  
 li = lilac  
 ge = yellow  
 or = orange

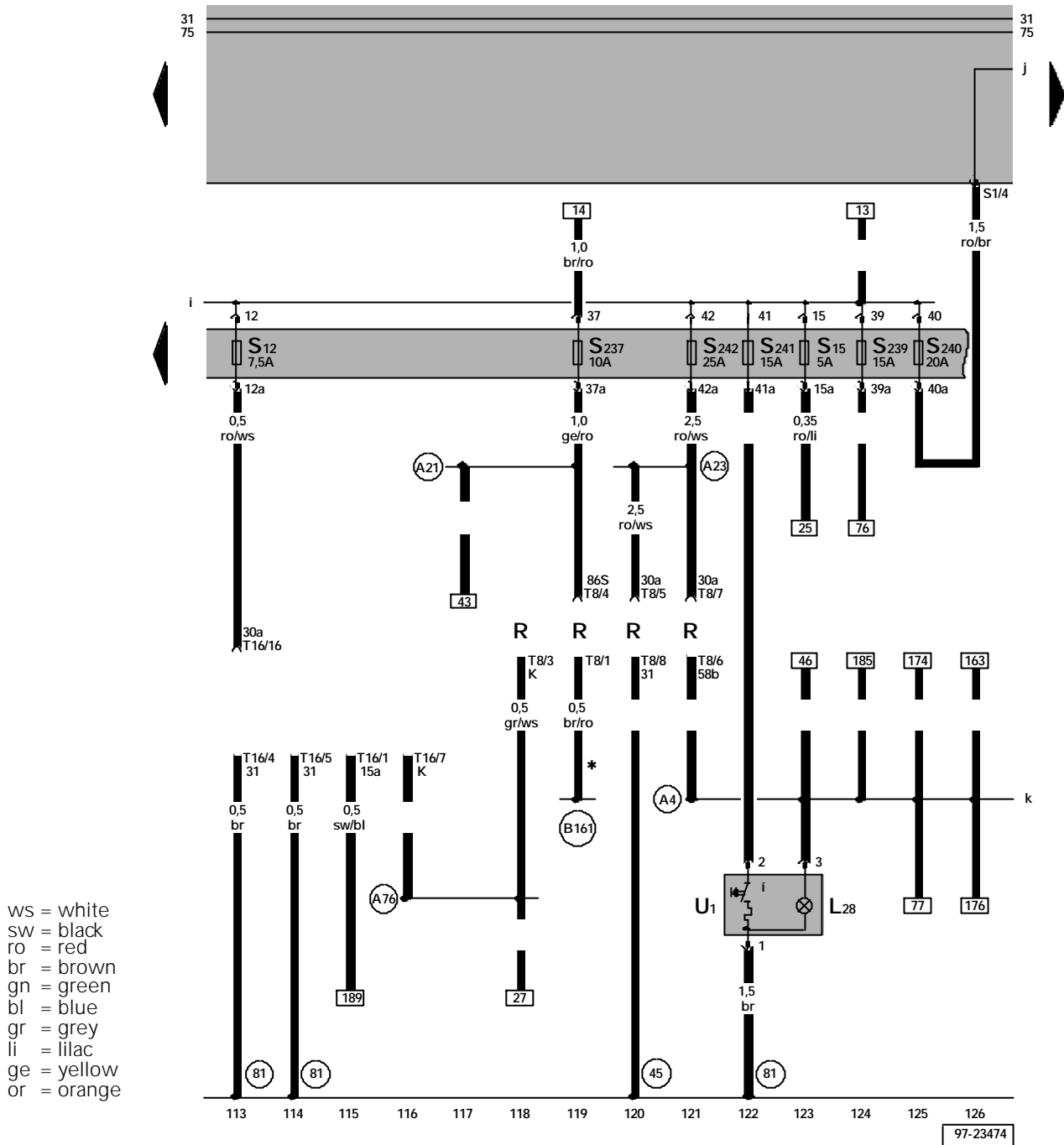
- F4 - Back-Up Light Switch
- M4 - Left Tail Light
- M6 - Left Rear Turn Signal Light
- M9 - Left Brake Light
- M16 - Left Back-Up Light
- M25 - High-mount Brake Light
- T5 - 5-Pin Connector, black, connector station C-pillar, left
- T5a - 5-Pin Connector, pink, connector station C-pillar, left (Golf only)
- T5h - 5-Pin Connector, near left A-pillar, lower part, in harness
- T6a - 6-Pin Connector
- T10 - 10-Pin Connector, orange, in protective housing for connectors, in plenum chamber, left

- (86) - Ground connection -1-, in rear wiring harness
- (98) - Ground connection, in rear lid wiring harness
- (A6) - Plus connection (left turn signal), in instrument panel wiring harness
- (B182) - Connection (RF), in passenger compartment wiring harness
- (W1) - Plus connection (54), in rear wiring harness
- (W28) - Plus connector -2- (54), in wiring harness taillight assembly
- .-.- Golf only





- F - Brake Light Switch
- M2 - Right Tail Light
- M8 - Right Rear Turn Signal Light
- M10 - Right Brake Light
- M17 - Right Back-Up Light
- M25 - High-mount Brake Light (18 light emitting diodes)\*
- S13 - Fuse 13 in fuse holder
- S238 - Fuse 38 in fuse holder
- T5i - 5-Pin Connector, near left A-pillar, lower part, in harness
- T6b - 6-Pin Connector
- 86 - Ground connection -1-, in rear wiring harness
- A5 - Plus connection (right turn signal), in instrument panel wiring harness
- A18 - Wire connection (54), in instrument panel wiring harness
- A89 - Connector (54), in instrument panel wiring harness
- B156 - Plus connector (30a), in wiring harness interior
- B182 - Connection (RF), in passenger compartment wiring harness
- W1 - Plus connection (54), in rear wiring harness
- \* - Jetta only

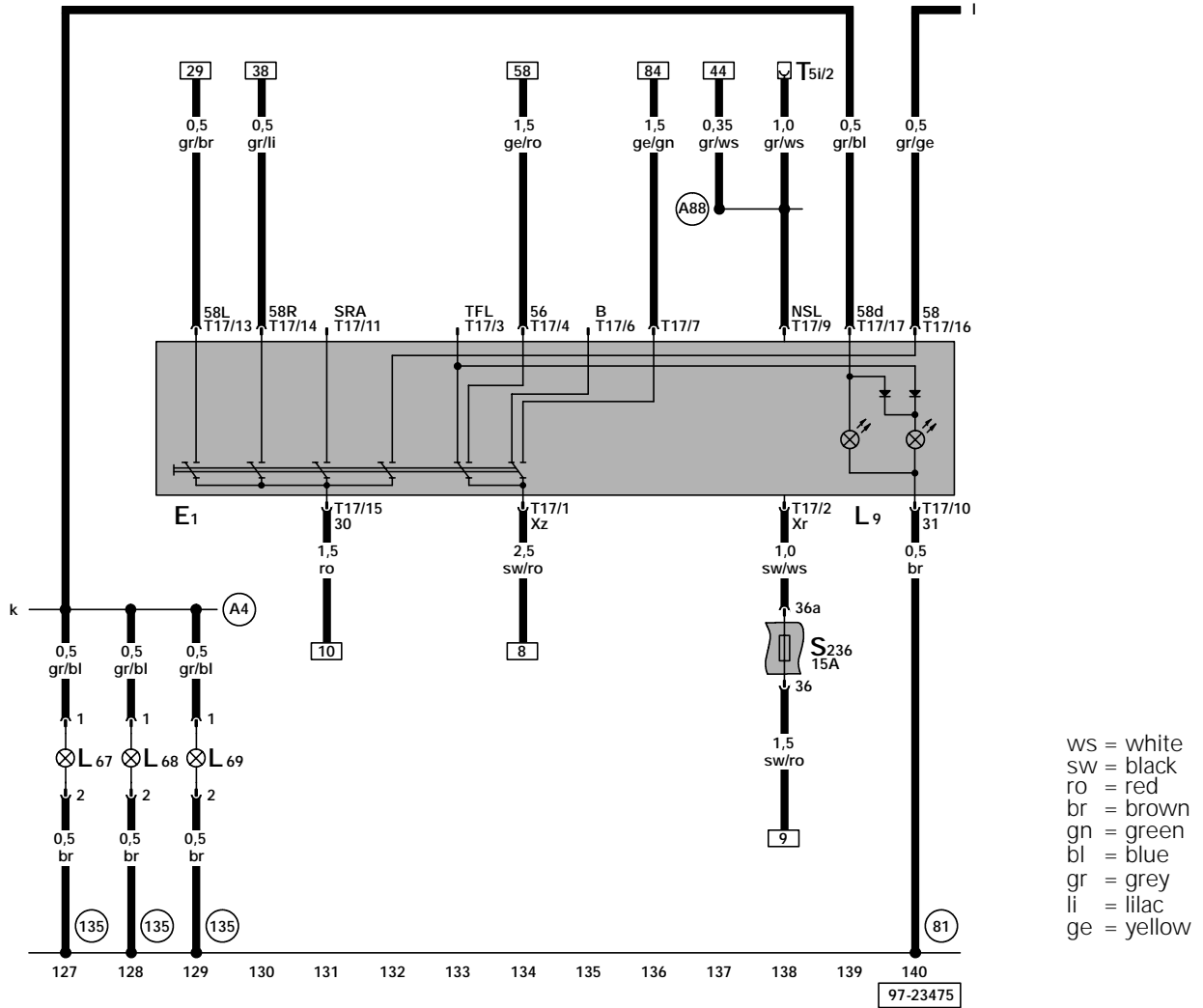



ws = white  
 sw = black  
 ro = red  
 br = brown  
 gn = green  
 bl = blue  
 gr = grey  
 li = lilac  
 ge = yellow  
 or = orange

- L28 - Cigarette Lighter Light
- R - Radio
- S12 - Fuse 12 in fuse holder
- S15 - Fuse 15 in fuse holder
- S237 - Fuse 37 in fuse holder
- S239 - Fuse 39 in fuse holder
- S240 - Fuse 40 in fuse holder
- S241 - Fuse 41 in fuse holder
- S242 - Fuse 42 in fuse holder
- T8 - 8-Pin Connector
- T16 - Data Link Connector (DLC), below instrument panel, left
- U1 - Cigarette Lighter

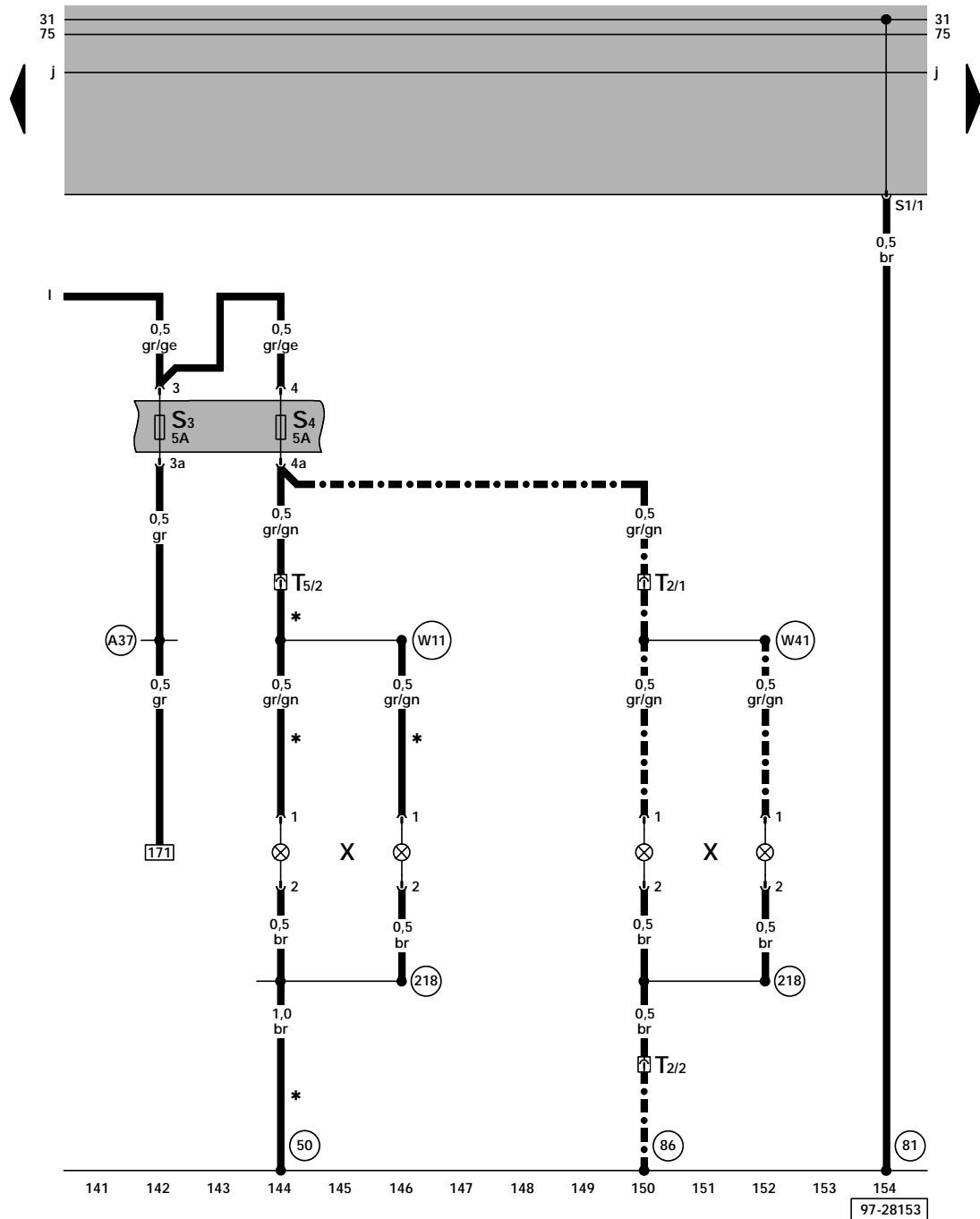
- (81) - Ground connection -1-, in instrument panel wiring harness
- (A4) - Plus connection (58b), in instrument panel wiring harness
- (A21) - Wire connection (86s), in instrument panel wiring harness
- (A23) - Wire connection (30a), in instrument panel wiring harness
- (A76) - Connector (K-diagnosis wire) in instrument panel wiring harness
- (B161) - Connector (anti-theft warning system), in wiring harness interior\*
- \* - Vehicles with anti-theft warning system only (see wiring diagram comfort system)

(45) - Ground connection, behind instrument panel, center



- E1 - Light switch
- L9 - Headlight Switch Light
- L67 - Left Instrument Panel Vent Illumination
- L68 - Center Instrument Panel Vent Illumination
- L69 - Right Instrument Panel Vent Illumination
- S236 - Fuse 36 in fuse holder
- T5i - 5-Pin Connector, near left A-pillar, lower part, in harness
- T17 - 17-Pin Connector
- (81) - Ground connection -1-, in instrument panel wiring harness
- (135) - Ground connection -2-, in instrument panel wiring harness
- (A4) - Plus connection (58b), in instrument panel wiring harness

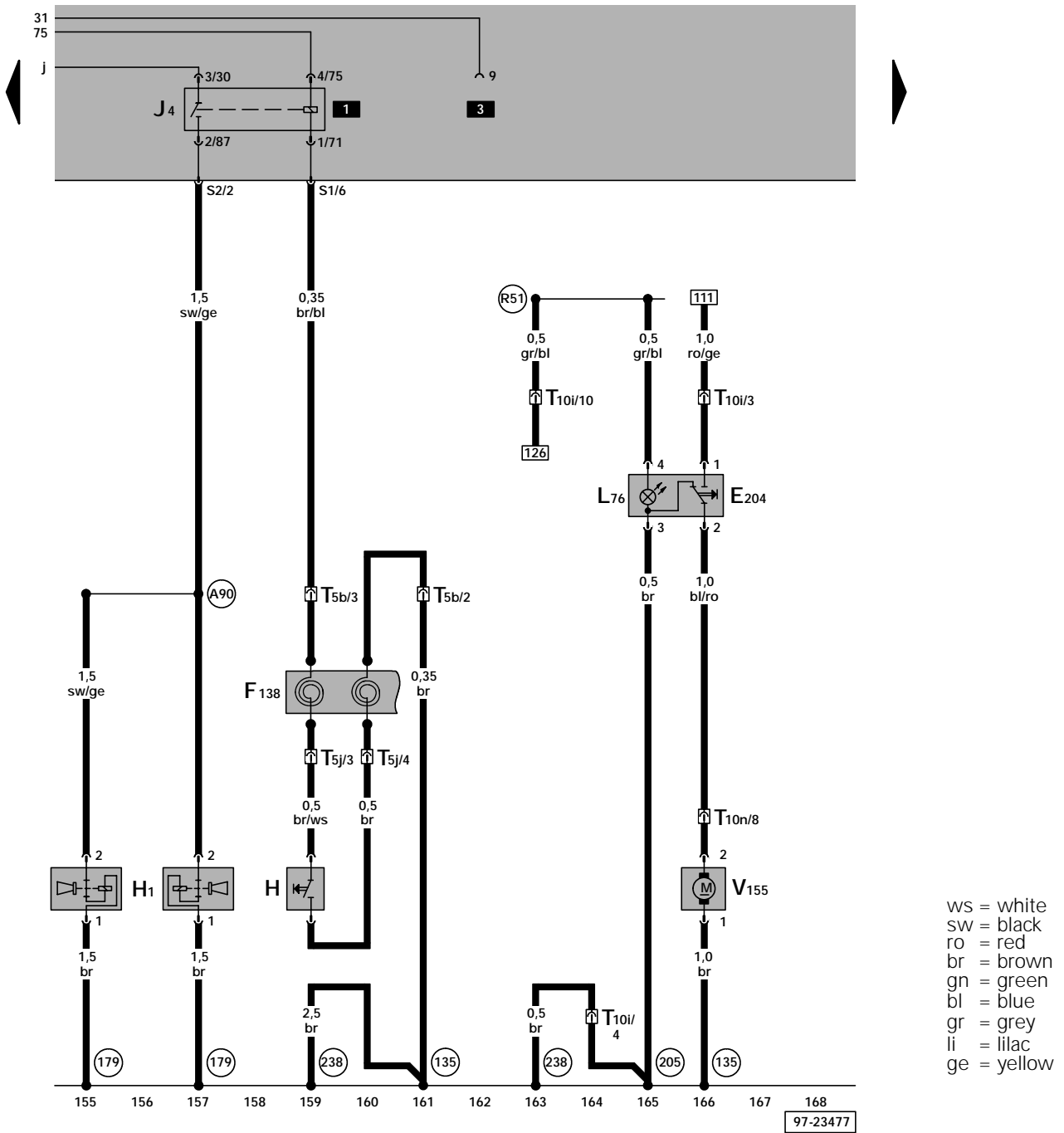
(A88) - Connector fog light, in instrument panel wiring harness



ws = white  
 sw = black  
 ro = red  
 br = brown  
 gn = green  
 bl = blue  
 gr = grey  
 li = lilac  
 ge = yellow

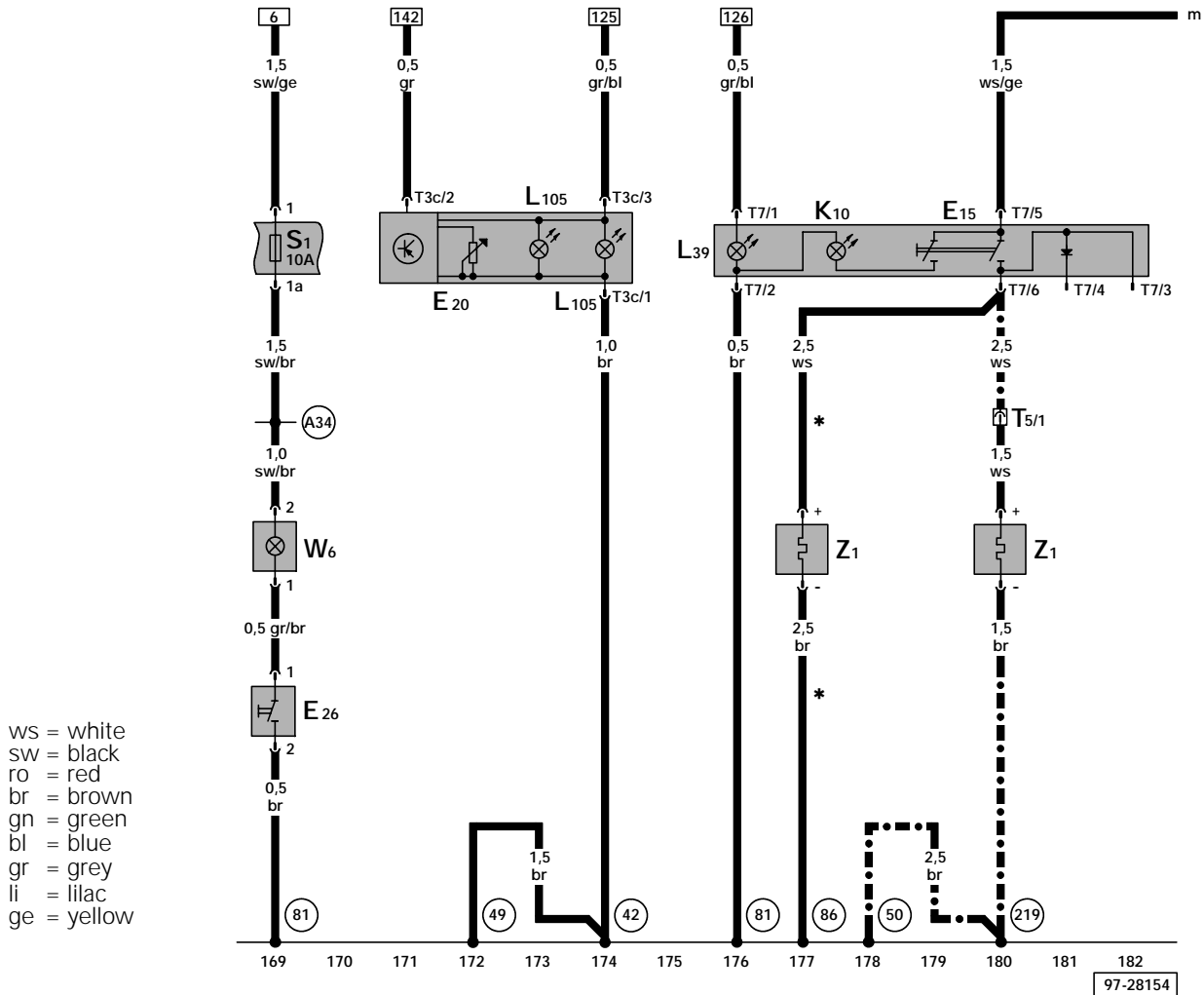
- S3 - Fuse 3 in fuse holder
- S4 - Fuse 4 in fuse holder
- T2 - Double Connector, in luggage compartment, left (Golf only)
- T5 - 5-Pin Connector, black, connector station C-pillar, left
- X - License Plate Light
- (50) - Ground connection, in luggage compartment, left
- (81) - Ground connection -1-, in instrument panel wiring harness
- (86) - Ground connection -1-, in rear wiring harness
- (218) - Ground connection -1-, in rear lid wiring harness

- (A37) - Wire connection (58a), in instrument panel wiring harness
- (W11) - Wire connection (58), in rear lid wiring harness
- (W41) - Plus connection (58), in wiring harness
- \* - Jetta only
- - - - Golf only



- E204 - Switch for remote/fuel tank door (also see Comfort System with power windows wiring diagram)
- F138 - Airbag Spiral Spring/Return Spring with Slip Ring
- H - Signal horn activation
- H1 - Dual tone horn
- J4 - Dual Horn Relay
- L76 - Push Button Light
- T5b - 5-Pin Connector, on airbag spiral spring
- T5j - 5-Pin Connector, behind driver's airbag
- T10i - 10-Pin Connector, black, connector station A-pillar, left
- T10n - 10-Pin Connector, brown, connector station A-pillar, left
- V155 - Motor for fuel tank lid unlock

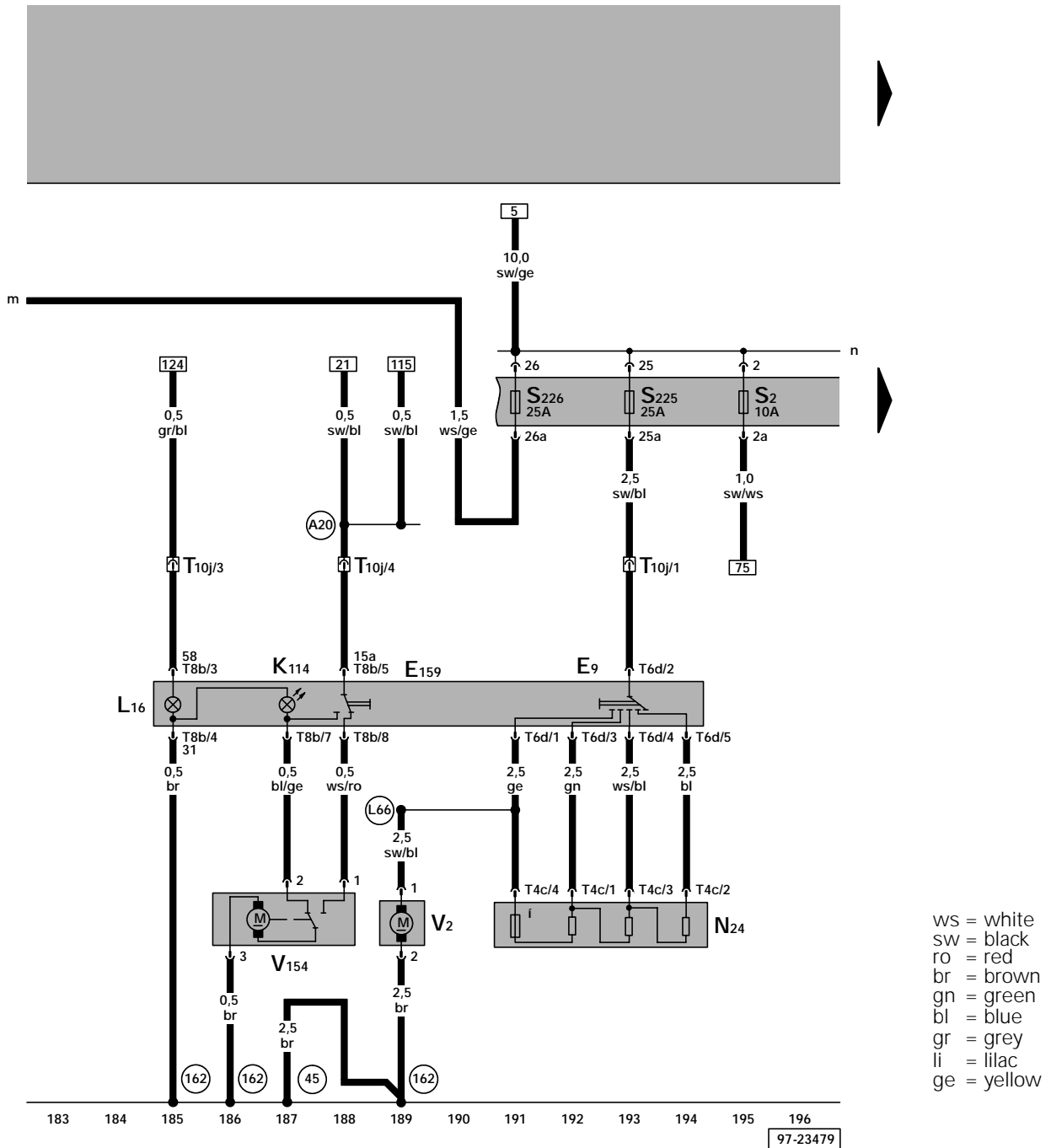
- (135) - Ground connection -2-, in instrument panel wiring harness
- (179) - Ground connection, in left headlight wiring harness
- (205) - Ground connection, in driver's door wiring harness
- (238) - Ground connection -1-, in wiring harness interior
- (A90) - Connector (dual tone horn), in instrument panel wiring harness
- (R51) - Connection (58b) in door wiring harness, driver side



ws = white  
 sw = black  
 ro = red  
 br = brown  
 gn = green  
 bl = blue  
 gr = grey  
 li = lilac  
 ge = yellow

- E15 - Rear window defogger switch
  - E20 - Instrument Panel Light Dimmer Switch
  - E26 - Glove compartment light switch
  - K10 - Indicator light for heated rear windshield
  - L39 - Rear Window Defogger Switch Light
  - L105 - Illumination for lighting controller
  - S1 - Fuse 1 in fuse holder
  - T3c - 3-Pin Connector
  - T5 - 5-Pin Connector, black, connector station C-pillar, left (Golf only)
  - T7 - 7-Pin Connector
  - W6 - Glove Compartment Light
  - Z1 - Heated rear window
- (42) - Ground connection, beside steering column

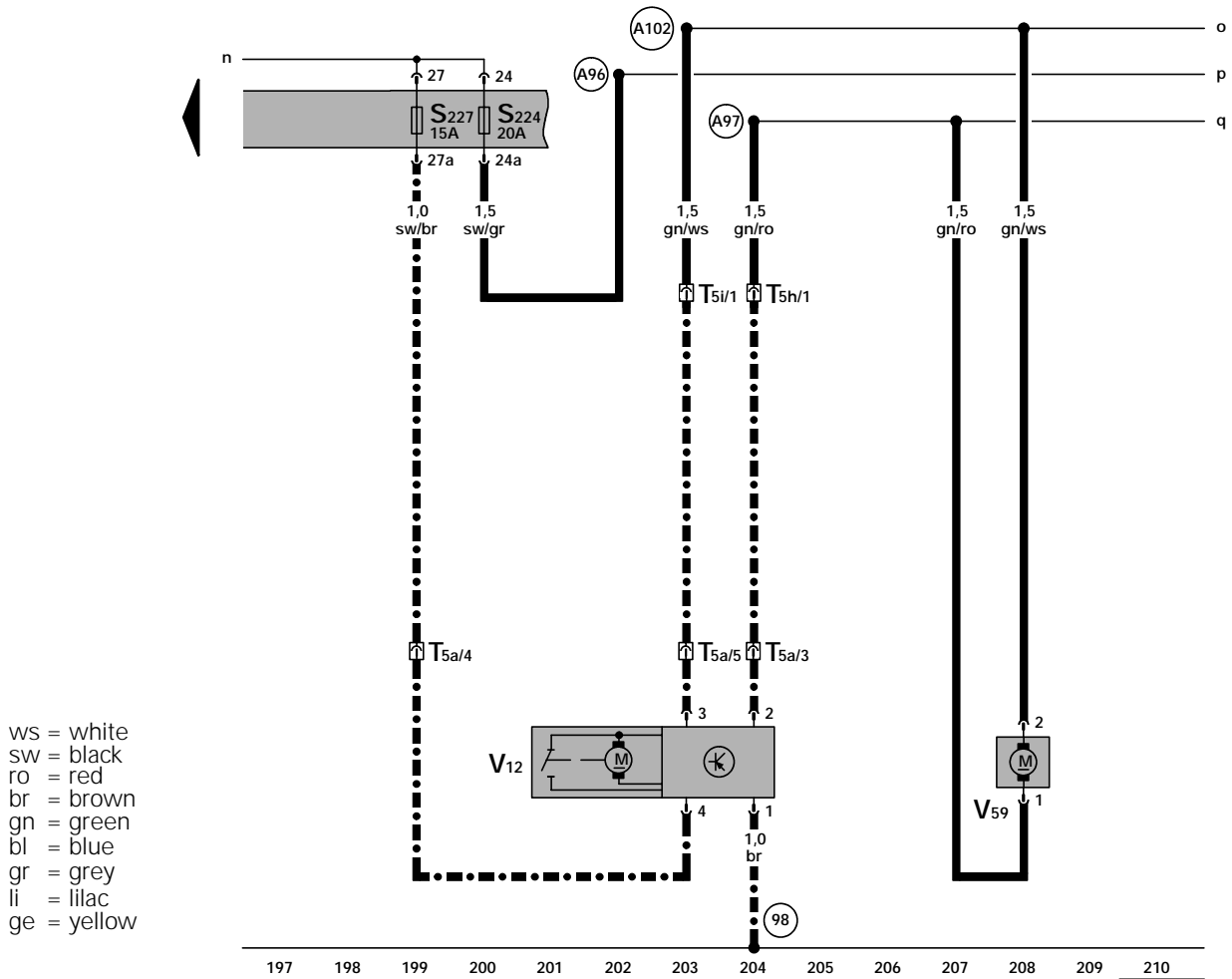
- (49) - Ground connection, on steering column
  - (50) - Ground connection, in luggage compartment, left
  - (81) - Ground connection -1-, in instrument panel wiring harness
  - (86) - Ground connection -1-, in rear wiring harness
  - (219) - Ground connection -2-, in rear lid wiring harness
  - (A34) - Wire connection (75x), in instrument panel wiring harness
- \* - Jetta only  
 -.-.- Golf only



ws = white  
 sw = black  
 ro = red  
 br = brown  
 gn = green  
 bl = blue  
 gr = grey  
 li = lilac  
 ge = yellow

- E9 - Fresh Air Blower Switch
- E159 - Fresh Air/Recirculating Flap Switch
- K114 - Fresh Air and Recirculating Air Mode Indicator Light
- L16 - Fresh Air Control Lever Light
- N24 - Fresh Air Blower Series Resistance With Fuse
- S2 - Fuse 2 in fuse holder
- S225 - Fuse 25 in fuse holder
- S226 - Fuse 26 in fuse holder
- T4c - 4-Pin Connector
- T6d - 6-Pin Connector
- T8b - 8-Pin Connector
- T10j - 10-Pin Connector, behind instrument panel, center
- V2 - Fresh Air Blower
- V154 - Servo motor for fresh-/recirculating air door

- (45) - Ground connection, behind instrument panel, center
- (162) - Ground connection, in blower motor wiring harness
- (A20) - Wire connection (15a), in instrument panel wiring harness
- (L66) - Connector, in wiring harness heater blower



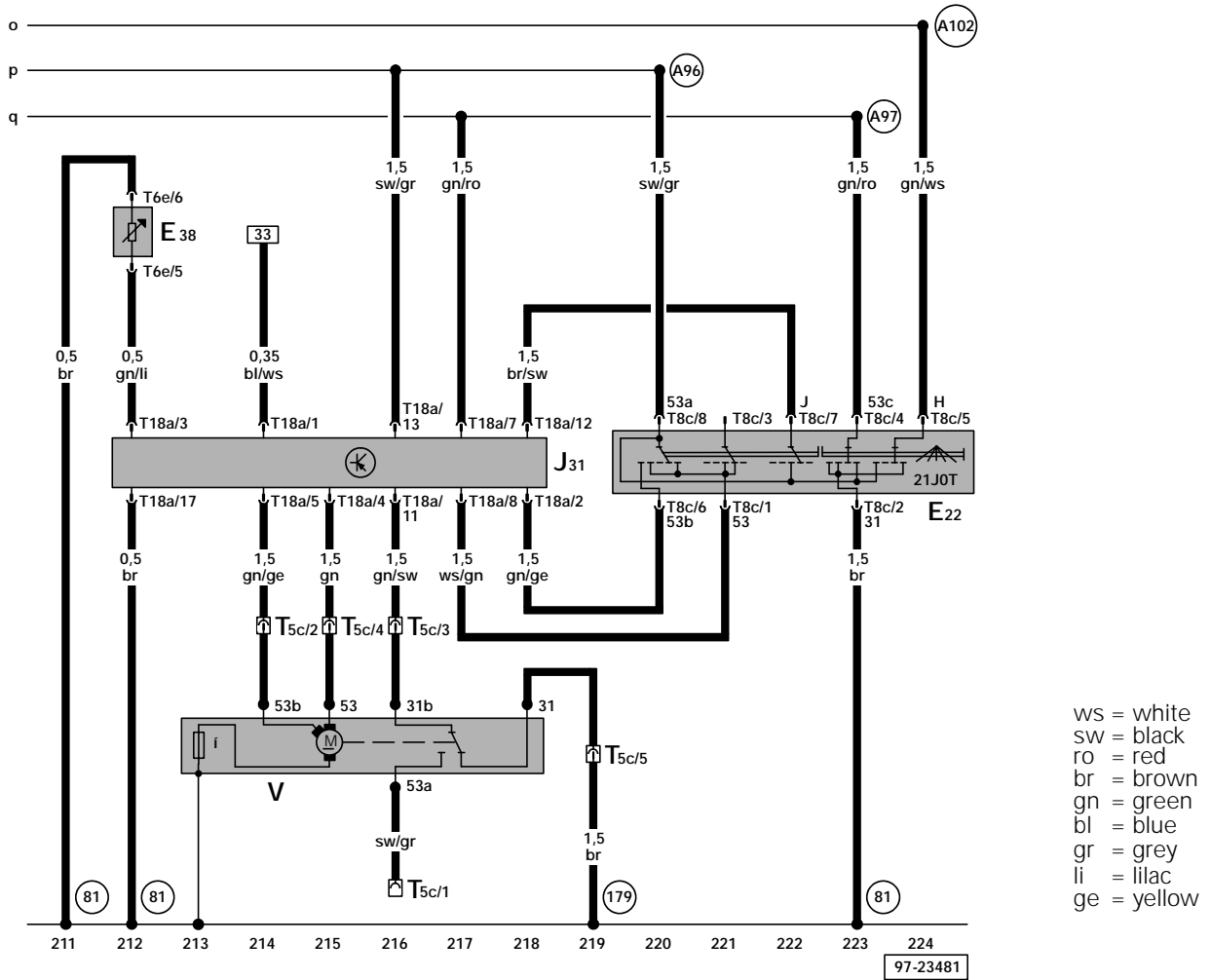
ws = white  
 sw = black  
 ro = red  
 br = brown  
 gn = green  
 bl = blue  
 gr = grey  
 li = lilac  
 ge = yellow

97-23480

- S224 - Fuse 24 in fuse holder
- S227 - Fuse 27 in fuse holder
- T5a - 5-Pin Connector, pink, connector station C-pillar, left (Golf only)
- T5h - 5-Pin Connector, near left A-pillar, lower part, in harness
- T5i - 5-Pin Connector, near left A-pillar, lower part, in harness
- V12 - Motor for rear windshield wiper
- V59 - Windshield and Rear Window Washer Pump
- (98) - Ground connection, in rear lid wiring harness
- (A96) - Connector (53a), in instrument panel wiring harness

- (A97) - Connector (53), in instrument panel wiring harness
- (A102) - Connector (windshield wiper), in instrument panel wiring harness
- - - - Golf only





- E22 - Windshield Wiper/Washer Switch
- E38 - Windshield Wiper Intermittent Regulator
- J31 - Wiper/Washer Intermittent Relay, on relais panel
- T5c - 5-Pin Connector, on windshield wiper motor
- T6e - 6-Pin Connector
- T8c - 8-Pin Connector
- T18a - 18-Pin Connector
- V - Windshield Wiper Motor

- (A97) - Connector (53), in instrument panel wiring harness
- (A102) - Connector (windshield wiper), in instrument panel wiring harness

- (81) - Ground connection -1-, in instrument panel wiring harness
- (179) - Ground connection, in left headlight wiring harness
- (A96) - Connector (53a), in instrument panel wiring harness