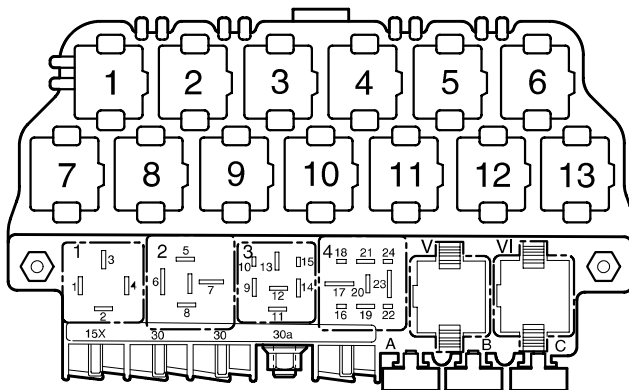


Headlight washer,

from September 1998

Deviate relay location and fuseplacements as well as the locations of multiple connectors see section "component locations".



97-14163

Relay location on the thirteenfold auxiliary relay panel, above relay panel:

Relay panel:

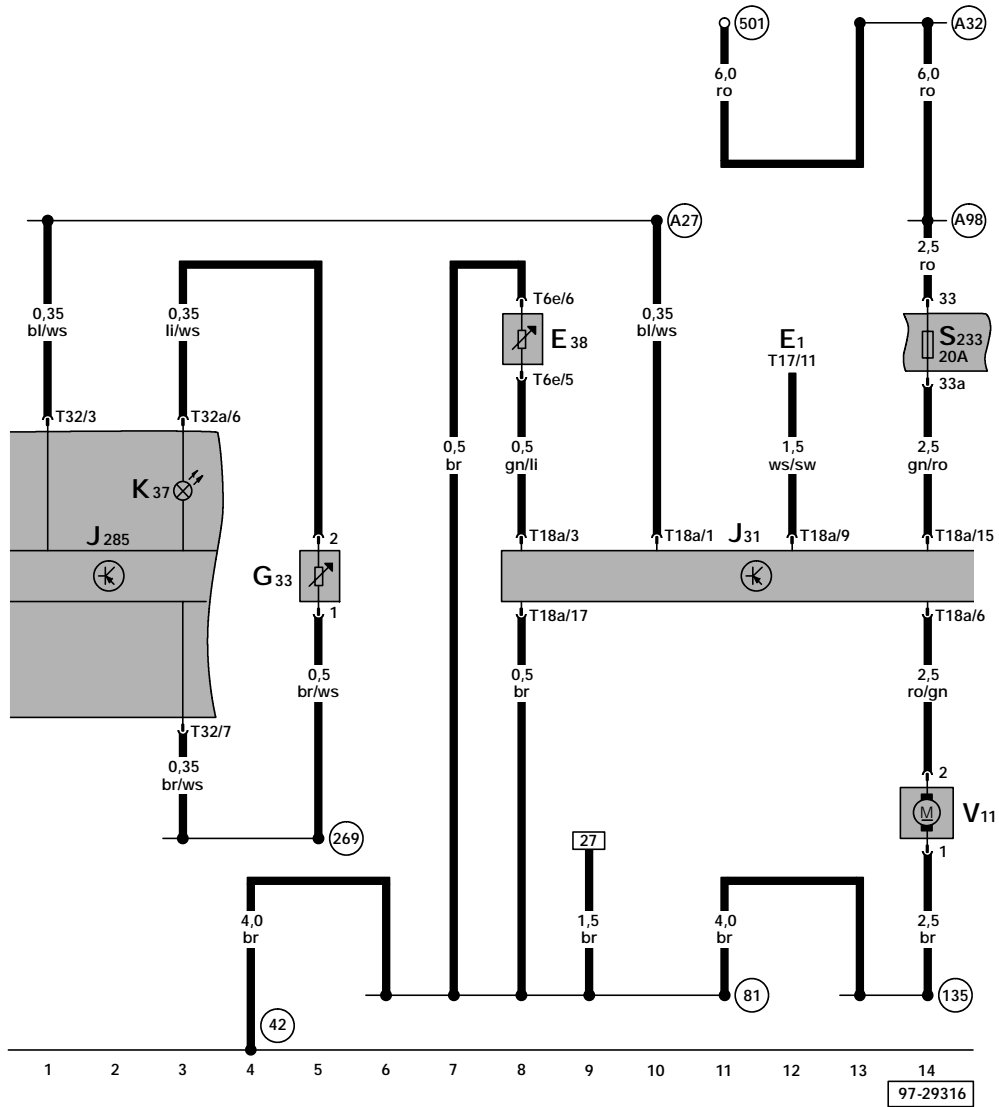


Wiper/Washer Intermittent Relay (389)

Note: Number in parentheses indicates production control number stamped on relay housing.

Fuse colors

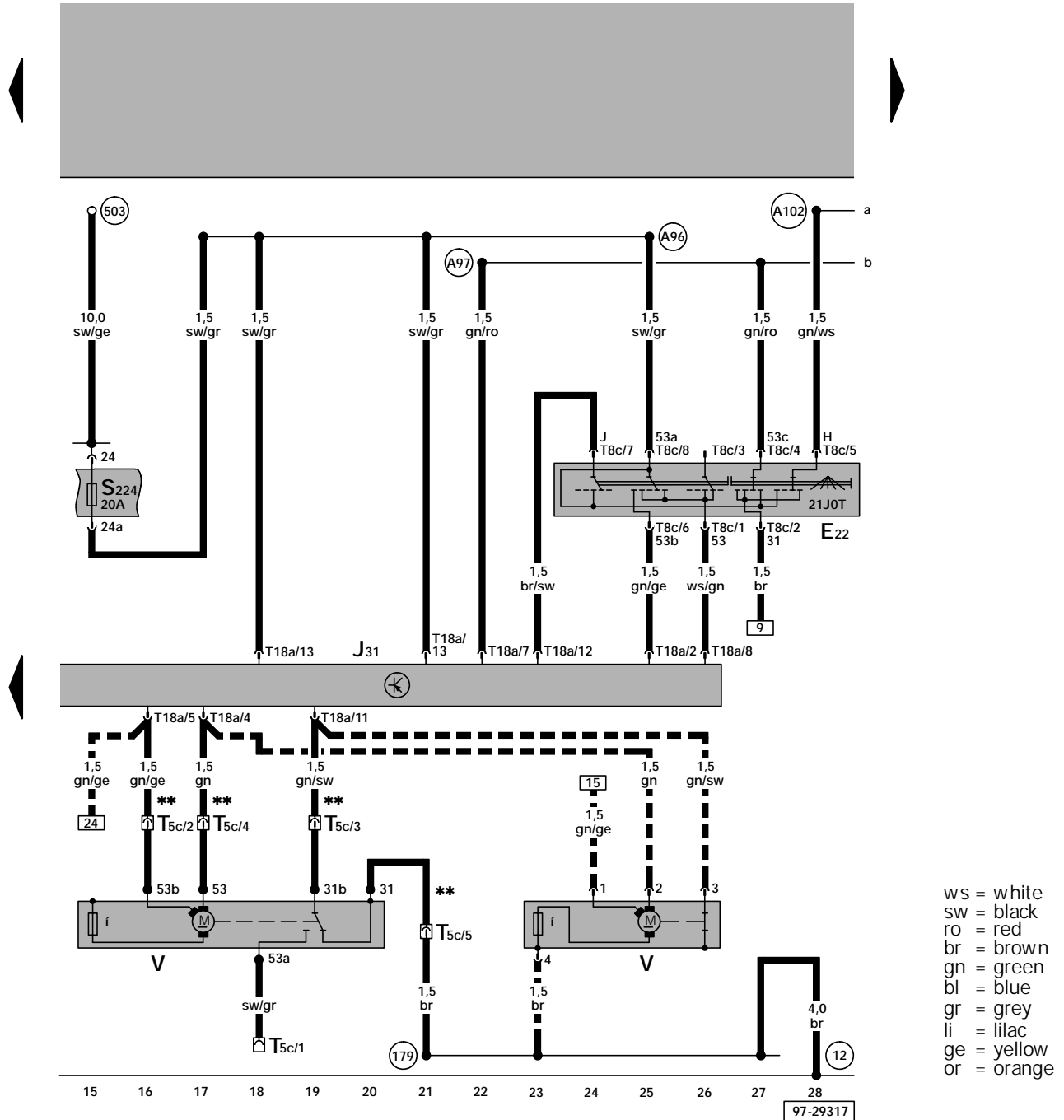
- 30 A - green
- 25 A - white
- 20 A - yellow
- 15 A - blue
- 10 A - red
- 7,5 A - brown
- 5 A - beige
- 3 A - violet



ws = white
 sw = black
 ro = red
 br = brown
 gn = green
 bl = blue
 gr = grey
 li = lilac
 ge = yellow
 or = orange

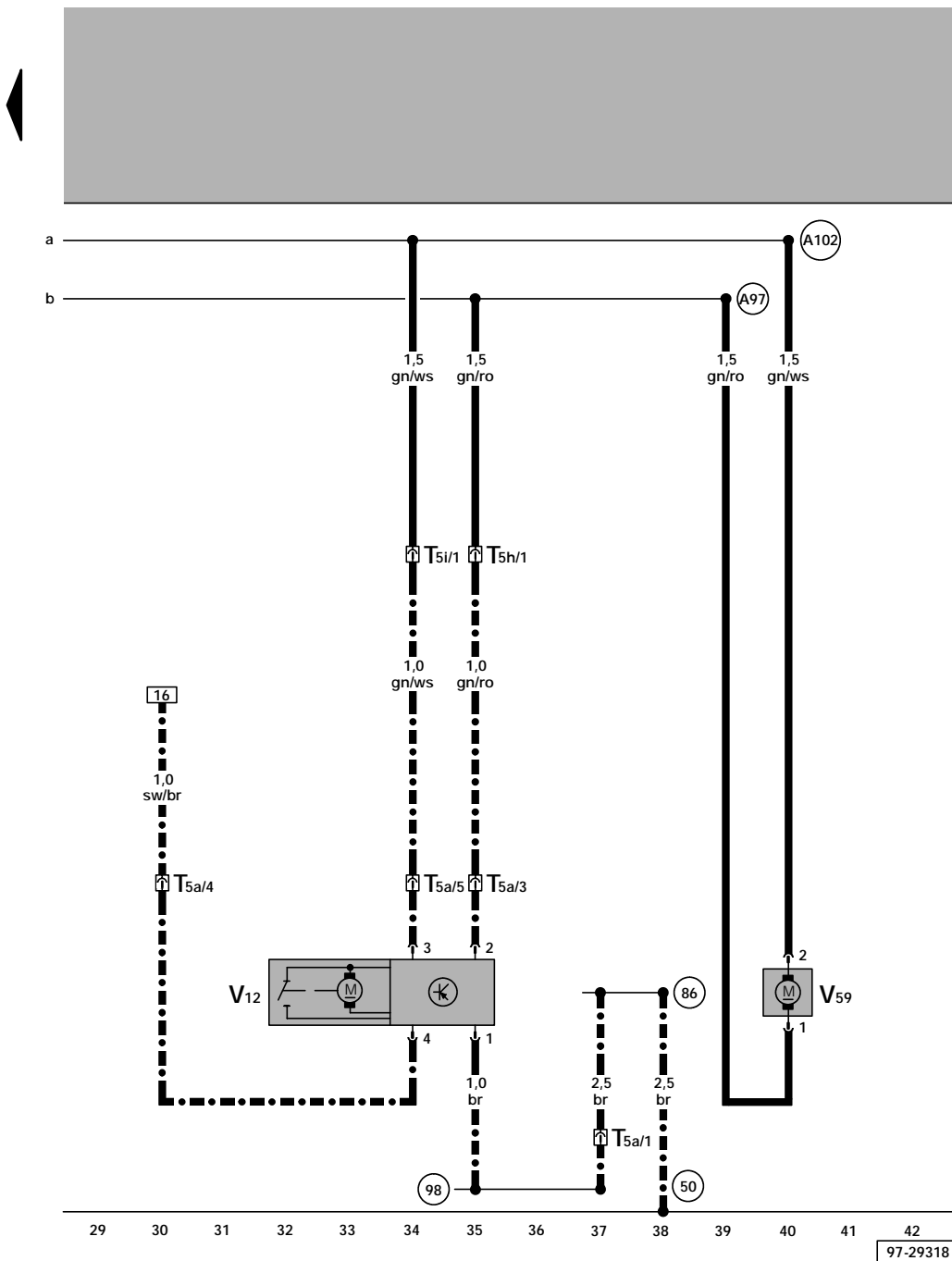
- E1 - Light switch
- E38 - Windshield Wiper Intermittent Regulator
- G33 - Windshield Washer Fluid Level Sensor
- J31 - Wiper/Washer Intermittent Relay, on relays panel
- J285 - Control module with indicator unit in instrument panel insert
- K37 - Low Windshield Washer Fluid Level Indicator Light
- S233 - Fuse 33 in fuse holder
- T6e - 6-Pin Connector
- T17 - 17-Pin Connector
- T18a - 18-Pin Connector
- T32 - 32-Pin Connector, blue
- T32a - 32-Pin Connector, green
- V11 - Headlight Washer Pump

- (42) - Ground connection, beside steering column
- (81) - Ground connection -1-, in instrument panel wiring harness
- (135) - Ground connection -2-, in instrument panel wiring harness
- (269) - Ground connector (sensor ground) -1-, in instrument panel wiring harness
- (501) - Threaded connection -2- (30) on the relay plate
- (A27) - Wire connection (vehicle speed signal), in instrument panel wiring harness
- (A32) - Plus connection (30), in instrument panel wiring harness
- (A98) - Plus connector -4- (30), in instrument panel wiring harness



- E22 - Windshield Wiper/Washer Switch
- J31 - Wiper/Washer Intermittent Relay, on relays panel
- S224 - Fuse 24 in fuse holder
- T5c - 5-Pin Connector, on windshield wiper motor
- T8c - 8-Pin Connector
- T18a - 18-Pin Connector
- V - Windshield Wiper Motor
- (12) - Ground connection, in engine compartment, left
- (179) - Ground connection, in left headlight wiring harness
- (503) - Threaded connection -2- (75x) on the relay plate

- (A96) - Connector (53a), in instrument panel wiring harness
- (A97) - Connector (53), in instrument panel wiring harness
- (A102) - Connector (windshield wiper), in instrument panel wiring harness
- ** - Through August 2000
- - - Beginning September 2000



- T5a - 5-Pin Connector, pink, connector station C-pillar, left (Golf only)
- T5h - 5-Pin Connector, near left A-pillar, lower part, in harness
- T5i - 5-Pin Connector, near left A-pillar, lower part, in harness
- V12 - Motor for rear windshield wiper
- V59 - Windshield and Rear Window Washer Pump
- (50) - Ground connection, in luggage compartment, left
- (86) - Ground connection -1-, in rear wiring harness
- (98) - Ground connection, in rear lid wiring harness

- (A97) - Connector (53), in instrument panel wiring harness
- (A102) - Connector (windshield wiper), in instrument panel wiring harness
- Golf only